



IF YOU WISH TO ADDRESS THE CITY COUNCIL,
PLEASE COMPLETE FORM LOCATED ON DESK AT ENTRANCE AND PASS TO MAYOR.

AGENDA – CITY COUNCIL MEETING

May 15, 2012
7:00 p.m.

1. **Call to Order.**
2. **Pledge of Allegiance** – Invocation by Daniel P. Greer, 3rd Ward City Councilmember.
3. **Roll Call.**
4. **Adoption of Agenda.**
5. **Citizen Comments. (3-Minute Limit)**
6. **Presentations/Proclamations.**
7. **Consent Calendar.**
 - A. Approval of the minutes of the regular City Council meeting of April 24, 2012.
 - B. Approval of the minutes of the special City Council meetings of May 1, and 8, 2012.
 - C. Approval of City license renewals for the year ending April 30, 2013, in accordance with the recommendation of the City Clerk.
 - D. Approval of the request from Salvation Army to conduct the National Salvation Army Donut Day outside of the downtown branch of the Jackson Post Office on Friday, June 1, 2012, from 8:00 a.m. – 5:00 p.m. (Contingent upon receipt of proper insurance coverage.)
 - E. Approval of the request from Ella Sharp Museum Association, for authorization for temporary added space, for Ella Sharp Museum Art, Beer and Wine Festival for June 9, 2012. (Approval recommended by the Police, Fire, Parks & Recreation Departments. Proper insurance has been obtained.)
 - F. Approval of the request from Jackson County Veteran’s Council to conduct their annual Memorial Day Parade and Ceremony on Michigan Avenue, between Mechanic Street and Jackson Street, on Monday, May 28, 2012, from 10:00 a.m. to 12:00 p.m. (Approval recommended by the Police, Fire, Engineering, Parks & Recreation, and Public Works Departments, and the Downtown Development Authority. Proper insurance coverage has been received.)
 - G. Approval of the request from the Jackson District Library to conduct their Summer Reading Kickoff and Digital Bookmobile Tour at the Jackson District Library, Carnegie Branch, and Michigan Avenue, between Blackstone Street and Jackson Street on Saturday, June 16, 2012, from 10:00 a.m. to 4:00 p.m. (Approval recommended by the Police, Fire, Engineering, Parks & Recreation, and Public Works Departments, and the Downtown Development Authority. Proper insurance coverage has been received.)
 - H. Approval of the request from Consumers Energy to conduct their 125th Anniversary Celebration at the Riverwalk Amphitheater on Wednesday, June 20, 2012, from 9:00 a.m. to 7:00 p.m. (Approval recommended by the Police, Fire, Engineering, Parks & Recreation, and Public Works Departments, and the Downtown Development Authority. Proper insurance coverage has been received.)
 - I. Approval of the request from the Fitness Council of Jackson to conduct their annual Smart Commute at Bucky Harris Park on Friday, May 18, June 15, July 20, and August 17, 2012, from 12:00 p.m. to 1:00 p.m. (Approval recommended by the Police, Fire,

Engineering, Parks & Recreation, and Public Works Departments, and the Downtown Development Authority. Proper insurance coverage has been received.)

- J. Approval of the request from Jackson Community College to conduct Juneteenth at the Riverwalk Amphitheater on Saturday, June 16, 2012, from 6:00 p.m. to 9:00 p.m. (Approval recommended by the Police, Fire, Engineering, Parks & Recreation, and Public Works Departments, and the Downtown Development Authority. Contingent upon receipt of proper insurance coverage.)
- K. Approval of the request from the Jackson County Parks Department to conduct their annual July 3rd Fireworks Show at Sparks Park (Cascades) on Tuesday, July 3, 2012, from 5:00 p.m. to 10:00 p.m. (Rain date of July 5, 2012.) (Approval recommended by the Police, Fire, Engineering, Parks & Recreation, and Public Works Departments, and the Downtown Development Authority. Proper insurance coverage has been received, and additional coverage for the City is being processed through the Michigan Municipal League.)
- L. Approval of the request from the Jackson County Parks Department to conduct their annual End of Summer Fireworks Show at Sparks Park (Cascades) on Saturday, September 1, 2012, from 5:00 p.m. to 10:00 p.m. (Rain date of September 2, 2012). (Approval recommended by the Police, Fire, Engineering, Parks & Recreation, and Public Works Departments, and the Downtown Development Authority. Proper insurance coverage has been received and additional coverage for the City is being processed through the Michigan Municipal League.)
- M. Approval of the request from Allegiance Health to conduct the 28th Annual Allegiance Race to Health at 205 N. East Avenue on Saturday, September 8, 2012, from 8:00 a.m. to 12:00 p.m. (Approval recommended by the Police, Fire, Engineering, Parks & Recreation, and Public Works Departments, and the Downtown Development Authority. Proper insurance coverage has been received.)
- N. Receipt with regret the resignation of Paul A. McWalters from the Building Code Board of Appeals.
- O. Receipt of the City Engineer's report for street construction on High Street from Cooper Street to Losey Avenue, and establishment of June 12, 2012, at the City Council meeting as the time and place to hold a public hearing of necessity.

8. **Committee Reports.**

- A. Receipt of the Finance/Tax Policy Committee report.

9. **Appointments.**

- A. Consideration of the Mayor's recommendation to appoint Jon Dowling to the Building Code Board of Appeals filling a current vacancy, beginning immediately and ending October 13, 2014.
- B. Consideration of the Mayor's recommendation to appoint Debra Carmody to the Jackson District Library Board filling a current vacancy beginning immediately, and ending August 23, 2015.

10. **Public Hearings.**

- A. Public hearing on the City's fiscal year 2012-2013 proposed budget.

11. **Resolutions.**

- A. Consideration of a resolution to approve Randu Inc., for a new full year Class C Liquor License with Sunday Sales, Dance, Entertainment, and Outdoor Sales permits under MCLA 436.1521a(1)(b) to be located at 105 E. Michigan Avenue, Jackson, MI 49201.
- B. Consideration of a resolution to approve an application to the Michigan Department of Transportation (MDOT) for a Transportation Economic Development Fund (TEDF) Category F grant, authorization for the City Clerk to execute the resolution, and authorization for the City Engineer to file an application for the repaving of Wisner Street from Argyle Street to Monroe Street.

- C. Consideration of the following requests from the Downtown Development Authority:
 - 1. Adoption of a resolution reauthorizing the collection of 1.9996 mills upon taxable real and tangible personal property not exempt by law in the DDA district for 2012-2013 pursuant to Act 197 of the Public Acts of 1975 as last amended.
 - 2. Approval of the fiscal year 2012-2013 Budget for the Downtown Development Authority pursuant to Act 197 of the Public Acts of 1975 as last amended.

- 12. **Ordinances.**
 - A. Consideration of an ordinance amending Section 2-502, Article VI, Chapter 2, City Code, defining the terms “insurable interest,” “eligible child,” and “surviving spouse.”
 - B. Consideration of an ordinance amending Section 1-18(d), Chapter 1, City Code, amending fines and penalties to be consistent with State law.
 - C. Final adoption of Ordinance No. 2012.8, amending Chapter 28 (Zoning), City Code, by adding Sec. 28-159 – building design standards, and proposed amendments to accommodate the new provisions, and authorization for the City Attorney to make minor modifications, if necessary, for finalization. (City Planning Commission and staff recommend approval.)
 - D. Final adoption of Ordinance No. 2012.9, amending Chapter 28 (Zoning), City Code, by replacing Sec. 28-152 (site plan review procedures and requirements), and amending Sec. 28-118 (performance guarantees for improvements) to accommodate those new provisions. (City Planning Commission and staff recommend approval.)

- 13. **Other Business.**

- 14. **New Business.**
 - A. Consideration of the request to approve the bid award to RJT Construction Co., Jackson, for a cost of \$131,155.65, for the contract for Wildwood Avenue Water Main Replacement from Edward Avenue to Lydia Street, and authorization for the Mayor and City Clerk to execute the appropriate document(s), in accordance with the recommendation of the Purchasing Agent and the City Engineer.

- 15. **City Councilmembers’ Comments.**

- 16. **Manager’s Comments.**

- 17. **Executive Session to Discuss Collective Bargaining.**

- 18. **Return to Open Session.**

- 19. **Adjournment.**

JACKSON CITY COUNCIL MEETING

MINUTES

APRIL 24, 2012

CALL TO ORDER.

The Jackson City Council met in regular session in City Hall and was called to order at 7:00 p.m. by Mayor Martin J. Griffin.

PLEDGE OF ALLEGIANCE – INVOCATION.

The Council joined in the pledge of allegiance. The invocation was given by Councilmember Jaquish.

ROLL CALL.

Present: Mayor Martin J. Griffin and Councilmembers Carl L. Breeding, Kimberly Jaquish, Daniel P. Greer, Laura Dwyer Schlecte and Andrew R. Frounfelker—6. Absent with excuse: Councilmember Derek J. Dobies--1.

Also present: City Manager Larry Shaffer, City Attorney Julius A. Giglio, City Clerk Lynn Fessel, Deputy Fire Chief Dave Wooden, Deputy Police Chief John Holda, City Assessor David Taylor and City Engineer Jon Dowling.

AGENDA.

Motion was made by Councilmember Schlecte and seconded by Councilmember Greer to remove Items 12.A. and 12. B. (Ordinances related to Medical Marihuana) from the agenda and refer them back to the City Affairs/Rules & Personnel Committee. The motion was adopted by the following vote. Yeas: Mayor Griffin and Councilmembers Jaquish, Greer, Schlecte and Frounfelker—5. Nays: Councilmember Breeding—1. Absent: Councilmember Dobies—1.

Motion was made by Councilmember Frounfelker and seconded by Councilmember Greer to adopt the agenda, as amended. The motion was adopted by the following vote. Yeas: Mayor Griffin and Councilmembers Breeding, Jaquish, Greer, Schlecte and Frounfelker—6. Nays: 0. Absent: Councilmember Dobies--1.

CITIZEN COMMENTS.

Glen Ashlock, Lesia Pikaart and Scott TenBrink all spoke in support of repaving the Inter City Trail.

Farina Brooks discussed upcoming events that the Flamingo T. Brown Pledge to Inspire non-profit organization will be conducting. These fundraising events are held to provide scholarships in Flamingo's name. There will be a talent show on June 22 and on June 23 they will provide a meal at the Inter-Faith Shelter. She would be honored if the Mayor and Council could attend any of these events.

PRESENTATIONS/PROCLAMATIONS.

None.

CONSENT CALENDAR.

Councilmember Frounfelker requested Item L be removed for separate consideration. Councilmember Schlecte requested Items V and Z be removed for separate consideration. Motion was made by Councilmember Frounfelker and seconded by Councilmember Greer to approve the following Consent Calendar, with Items L, V and Z removed for separate consideration. The motion was adopted by the following vote. Yeas: Mayor Griffin and Councilmembers Breeding, Jaquish, Greer, Schlecte and Frounfelker--6. Nays: 0. Absent: Councilmember Dobies--1.

Consent Calendar

- A. Approval of the minutes of the regular City Council meeting of April 10, 2012.
- B. Approval of City license renewals for the year ending April 30, 2013, in accordance with the recommendation of the City Clerk.
- C. Approval of the request from the Crazy Cowboy, for authorization for temporary added space on June 15-17, July 27-29, and August 17-19, 2012, for a series of events. (Recommended approval received from Police, Fire, Engineering Departments, and the Downtown Development Authority. Contingent upon receipt of proper insurance coverage.)
- D. Approval of the request from United Way of Jackson County to conduct the Most Teens Don't Lipdub Video in downtown streets, Blackman Park, and Bucky Harris Park on Sunday, April 29, 2012, from 1:00 p.m. to 6:00 p.m. (Recommended approval has been received from Police, Fire, Parks & Recreation, Public Works and Engineering Departments, and the Downtown Development Authority. Insurance coverage has been approved.)
- E. Approval of the request from Family Service and Children's Aid to conduct their annual Run for Fun 5K on City streets on Saturday, May 5, 2012, from 8:30 a.m. to 11:00 a.m. (Recommended approval has been received from Police, Fire, Parks & Recreation, Public Works and Engineering Departments, and the Downtown Development Authority. Insurance coverage has been approved.)
- F. Approval of the request from Katie Phelan to conduct Step Up for Mental Health at City Hall on Saturday, May 12, 2012, from 10:00 a.m. to 1:00 p.m. (Recommended approval has been received from Police, Fire, Parks & Recreation, Public Works and Engineering Departments, and the Downtown Development Authority. Contingent upon receipt of proper insurance coverage.)
- G. Approval of the request from the Jackson Downtown Development Authority to conduct the annual DDA Day Downtown Jackson and in Bucky Harris Park on Saturday, May 12, 2012, from 11:00 a.m. to 2:00 p.m. (Recommended approval has been received from Police, Fire, Parks & Recreation, Public Works and Engineering Departments, and the Downtown Development Authority. Insurance coverage has been received.)

- H. Approval of the request from the Jackson Downtown Development Authority to conduct the annual Planting Day Downtown Jackson on Saturday, May 19, 2012, from 9:00 a.m. to 11:00 a.m. (Recommended approval has been received from Police, Fire, Parks & Recreation, Public Works and Engineering Departments, and the Downtown Development Authority. Insurance coverage has been approved.)
- I. Approval of the request from the Jackson County Parks Department to conduct their annual Cascades Summer Kick-off Celebration at Sparks Park (Cascades) on Saturday, May 26, 2012, from 5:00 p.m. to 10:00 p.m. (Recommended approval has been received from Police, Fire, Parks & Recreation, Public Works and Engineering Departments, and the Downtown Development Authority. Contingent upon receipt of proper insurance coverage.)
- J. Approval of the request from the American Cancer Society to conduct Bark for Life at Sparks Park (Cascades) on Saturday, July 7, 2012, from 9:00 a.m. to 12:00 p.m. (Recommended approval has been received from Police, Fire, Parks & Recreation, Public Works and Engineering Departments, and the Downtown Development Authority. Insurance coverage has been approved.)
- K. Approval of the request from the Jackson Downtown Development Authority to conduct Picnic in the Park at Bucky Harris Park on Tuesdays, July 10, 17, 24, 31, and August 7, 14, 21, and 28, 2012, from 12:00 p.m. to 1:00 p.m. (Recommended approval has been received from Police, Fire, Parks & Recreation, Public Works and Engineering Departments, and the Downtown Development Authority. Insurance coverage has been approved.)
- L. *Removed for separate consideration.*
- M. Approval of the request from the Jackson Downtown Development Authority to conduct Cruise Ins on downtown streets on May 25, June 22, July 27, August 24, and September 28, 2012, from 6:00 p.m. to 9:00 p.m. (Recommended approval has been received from Police, Fire, Parks & Recreation, Public Works and Engineering Departments, and the Downtown Development Authority. Insurance coverage has been approved.)
- N. Approval of the request from Southside Reunion, Inc., to conduct their 2012 Jackson Southside Reunion at 1107 Adrian Street on August 10 and 11, 2012, from dawn to dusk. (Recommended approval has been received from Police, Fire, Parks & Recreation, Public Works and Engineering Departments, and the Downtown Development Authority. Contingent upon receipt of proper insurance coverage.)
- O. Approval of the request from Slipped Disc, LLC, to conduct the Bikes and BBQ fundraiser for the American Cancer Society on Michigan Avenue between Jackson Street and Mechanic Street, and Jackson Street between Pearl Street and Cortland Street on Saturday, August 18, 2012, from 2:00 p.m. to 7:00 p.m. (Recommended approval has been received from Police, Fire, Parks & Recreation, Public Works and Engineering Departments, and the Downtown Development Authority. Contingent upon receipt of proper insurance coverage.)
- P. Approval of the request from the American Cancer Society to conduct Making Strides Against Breast Cancer at the Riverwalk Amphitheater and City streets on Saturday, October 6, 2012, from 7:00 a.m. to 12:00 p.m. (Recommended approval has been received from Police, Fire, Parks & Recreation, Public Works and Engineering Departments, and the Downtown Development Authority. Insurance coverage has been approved.)
- Q. Approval of a concrete saw purchase from Ace Cutting Equipment & Supply, Novi, in the amount of \$19,813.00, and authorization for the City Engineer/Director of Public Works to execute the appropriate document(s), in concurrence with the Purchasing Agent.
- R. Approval of the final funding allocations for the 2012-2013 Community Development Block Grant (CDBG) and HOME Investment Partnerships Program (HOME) grants as determined by the City Council.

The allocations are as follows:

CDBG

<i>King Center Summer Youth Program</i>	\$ 40,000
<i>Administration/Planning</i>	\$ 215,000
<i>Community Development Code Enforcement</i>	\$ 535,000
<i>Community Development NES Demolition</i>	\$ 225,952
<i>Community Development Residential Rehab</i>	\$ 145,000
<i>City Attorney's Office Code Enforcement</i>	\$ 52,000
<i>Dept. of Public Works Handicap Curb Ramps</i>	\$ 10,000
TOTAL CDBG ALLOCATIONS:	\$1,222,952

HOME

<i>Community Development Residential Rehab</i>	\$ 184,391
<i>Community Development Administration</i>	\$ 25,500
<i>Community Action Agency CHDO Reserve</i>	\$ 40,000
<i>Community Action Agency CHDO Op Ex</i>	\$ 12,500
TOTAL HOME ALLOCATIONS:	\$ 262,391

- S. Receipt of a Summons and Complaint filed in the United States District Court in Detroit, Peter Bormuth vs. City of Jackson, et al, and referral of this matter to the City Attorney for handling.
- T. Receipt of a Summons and Complaint filed in the Jackson County Circuit Court, Carol L. Konieczki vs. City of Jackson, et al, and referral of this matter to the City Attorney for handling.
- U. Receipt of the Community Development Block Grant (CDBG) and HOME Financial Summaries through March 31, 2012.
- V. *Removed for separate consideration.*
- W. Receipt with regret the resignation of Deborah Herbert from the Jackson District Library Board.
- X. Receipt of the City of Jackson's summary of revenue and expenditures for nine (9) months ended, March 31, 2012.
- Y. Approval of the request to extend support for funding of the annual police awards banquet to be held on May 18, 2012, in accordance with the recommendation of the Chief of Police.
- Z. *Removed for separate consideration.*

CONSENT CALENDAR ITEM L.

Approval of the request from the Crazy Cowboy, LLC, to conduct their 10 year Anniversary Party on Mechanic Street between Cortland and Washington on July 27 and 28, 2012, from 5:00 p.m. to 1:00 a.m. (Recommended approval has been received from Police, Fire, Parks & Recreation, Public Works and Engineering Departments, and the Downtown Development Authority. Contingent upon receipt of proper insurance coverage.)

Motion was made by Councilmember Frounfelker and seconded by Councilmember Greer to approve the request from The Crazy Cowboy to conduct their 10 year Anniversary Party on Mechanic Street between Cortland and Washington on July 27 and 28, 2012, from 5:00 p.m. to 1:00 a.m., with the following conditions and contingencies: Any markings on the pavement/sidewalk must be done in a temporary marker, such as chalk; that the applicant is responsible for the removal and clean-up of trash, garbage and debris and that all City costs associated with this event are reimbursed to the City by the applicant. This event will also be contingent upon receipt of proper insurance coverage and reimbursement to the City for the costs

associated with the June 15-17 Crazy Cowboy Race Weekend event. The motion was adopted by the following vote. Yeas: Mayor Griffin and Councilmembers Breeding, Jaquish, Greer, Schlecte and Frounfelker—6. Nays: 0. Absent: Councilmember Dobies—1.

CONSENT CALENDAR ITEM V.

Receipt of the City Engineer's Report for street paving on Hibbard Street from Wildwood Avenue to the Norfolk Southern Railroad, and establishment of May 22, 2012, at the City Council meeting as the time and place to hold a public hearing of necessity.

Motion was made by Councilmember Greer and seconded by Councilmember Schlecte to receive the report and establish the May 22 public hearing of necessity. The motion was adopted by the following vote. Yeas: Mayor Griffin and Councilmembers Breeding, Jaquish, Greer, Schlecte and Frounfelker—6. Nays: 0. Absent: Councilmember Dobies—1.

CONSENT CALENDAR ITEM Z.

Receipt of notification by Councilmember Schlecte regarding her pecuniary interest in the sale of real estate (acting as real estate agent) for the following properties: 810 W. Washington, 806 W. Washington and 702 S. Grinnell.

Councilmember Schlecte clarified that she is not the real estate agent, but the owner/broker of the company. As such, she will not directly receive any funds.

Motion was made by Councilmember Greer and seconded by Councilmember Jaquish to receive the notification. The motion was adopted by the following vote. Yeas: Mayor Griffin and Councilmembers Breeding, Jaquish, Greer and Frounfelker—5. Nays: 0. Abstain: Councilmember Schlecte—1. Absent: Councilmember Dobies—1.

COMMITTEE REPORTS

A. RECEIPT OF THE CITY AFFAIRS/RULES & PERSONNEL COMMITTEE REPORT.

Motion was made by Councilmember Breeding and seconded by Councilmember Greer to receive the report, that Council utilize the same appointed officials' annual evaluation forms as used in the past and that the Council adopt the 2012 evaluation process timetable. The motion was adopted by the following vote. Yeas: Mayor Griffin and Councilmembers Breeding, Jaquish, Greer, Schlecte and Frounfelker—6. Nays: 0. Absent: Councilmember Dobies--1.

APPOINTMENTS.

A. CONSIDERATION OF THE MAYOR'S RECOMMENDATION TO BE REPLACED ON THE CITY AFFAIRS/RULES & PERSONNEL COMMITTEE BY COUNCILMEMBER DANIEL P. GREER.

Motion was made by Councilmember Breeding and seconded by Councilmember Schlecte to accept Mayor Griffin's resignation and appoint Councilmember Greer to fill the vacancy on the City Affairs/Rules & Personnel Committee. The motion was adopted by the

following vote. Yeas: Mayor Griffin and Councilmembers Breeding, Jaquish, Greer, Schlecte and Frounfelker—6. Nays: 0. Absent: Councilmember Dobies--1.

PUBLIC HEARINGS.

- A. PUBLIC HEARING ON THE REQUEST FROM THE GREATER BIBLE WAY TEMPLE TO VACATE A 124 FOOT LONG PORTION (NORTH AND SOUTH) OF A 25 FOOT WIDE (EAST AND WEST) ALLEY RUNNING NORTH AND SOUTH IN HILLSIDE SUBDIVISION, SAID PORTION RUNNING NORTH FROM THE NORTH LINE OF JEFFERSON ST., LYING EAST OF LOT 63 AND WEST OF LOT 64 IN SAID HILLSIDE SUBDIVISION, CITY OF JACKSON, JACKSON COUNTY, STATE OF MICHIGAN.**

Mayor Griffin opened the public hearing. No one spoke; the Mayor closed the public hearing.

1. CONSIDERATION OF A RESOLUTION APPROVING THE VACATION.

Motion was made by Councilmember Breeding and seconded by Councilmember Jaquish to adopt the resolution. The motion was adopted by the following vote. Yeas: Mayor Griffin and Councilmembers Breeding, Jaquish, Greer, Schlecte and Frounfelker—6. Nays: 0. Absent: Councilmember Dobies--1.

- B. PUBLIC HEARING TO RECEIVE COMMENT ON THE PROPOSED AMENDMENTS TO CHAPTER 28 (ZONING), CITY CODE, WHICH ADDS SEC. 28-159 – BUILDING DESIGN STANDARDS, AND PROPOSED AMENDMENTS TO ACCOMMODATE THE NEW PROVISIONS.**

Mayor Griffin opened the public hearing. No one spoke; the Mayor closed the public hearing.

- 1. CONSIDERATION OF AN ORDINANCE AMENDING CHAPTER 28 (ZONING), CITY CODE, BY ADDING SEC. 28-159 – BUILDING DESIGN STANDARDS, AND PROPOSED AMENDMENTS TO ACCOMMODATE THE NEW PROVISIONS, AND AUTHORIZATION FOR THE CITY ATTORNEY TO MAKE MINOR MODIFICATIONS, IF NECESSARY, FOR FINALIZATION. (CITY PLANNING COMMISSION AND STAFF RECOMMEND APPROVAL.)**

Motion was made by Councilmember Greer and seconded by Councilmember Schlecte to approve the ordinance and place it on the next regularly scheduled Council meeting agenda for adoption. The motion was adopted by the following vote. Yeas: Mayor Griffin and Councilmembers Breeding, Jaquish, Greer, Schlecte and Frounfelker—6. Nays: 0. Absent: Councilmember Dobies--1.

- C. PUBLIC HEARING TO RECEIVE COMMENTS ON THE PROPOSED AMENDMENTS TO CHAPTER 28 (ZONING), CITY CODE, BY REPLACING SEC. 28-152 (SITE PLAN REVIEW PROCEDURES AND REQUIREMENTS) AND AMENDING SEC. 28-118 (PERFORMANCE GUARANTEES FOR IMPROVEMENTS) TO ACCOMMODATE THOSE NEW PROVISIONS.**

Mayor Griffin opened the public hearing. No one spoke; the Mayor closed the public hearing.

- 1. CONSIDERATION OF AN ORDINANCE AMENDING CHAPTER 28 (ZONING), CITY CODE, BY REPLACING SEC. 28-152 (SITE PLAN REVIEW PROCEDURES AND REQUIREMENTS), AND AMENDING SEC. 28-118 (PERFORMANCE GUARANTEES FOR IMPROVEMENTS) TO ACCOMMODATE THOSE NEW PROVISIONS. (CITY PLANNING COMMISSION AND STAFF RECOMMEND APPROVAL.)**

Motion was made by Councilmember Greer and seconded by Councilmember Frounfelker to approve the ordinance and place it on the next regularly scheduled Council meeting agenda for adoption. The motion was adopted by the following vote. Yeas: Mayor Griffin and Councilmembers Breeding, Jaquish, Greer, Schlecte and Frounfelker—6. Nays: 0. Absent: Councilmember Dobies--1.

- D. PUBLIC HEARING ON THE REQUEST TO REZONE PROPERTY LOCATED AT 1052 COOPER STREET, 111 W. ARGYLE STREET, 1037 HAMILTON STREET, AND 1039 HAMILTON STREET FROM R-1 (ONE-FAMILY RESIDENTIAL) TO C-2 (COMMUNITY COMMERCIAL).**

Mayor Griffin opened the public hearing. Paul McKay expressed concern with the creation of a retention pond, which can increase the mosquito population. The Mayor closed the public hearing.

- 1. CONSIDERATION OF AN ORDINANCE AMENDING CHAPTER 28, SECTION 28-32, CITY CODE, TO REZONE PROPERTY LOCATED AT 1052 COOPER STREET, 111 W. ARGYLE STREET, 1037 HAMILTON STREET, AND 1039 HAMILTON STREET FROM R-1 TO C-2. (CITY PLANNING COMMISSION AND STAFF RECOMMEND APPROVAL).**

Motion was made by Councilmember Greer and seconded by Councilmember Frounfelker to concur with the City Planning Commission recommendation, approve the ordinance and place it on the next regular Council meeting agenda for adoption. The motion was adopted by the following vote. Yeas: Mayor Griffin and Councilmembers Breeding, Jaquish, Greer, Schlecte and Frounfelker—6. Nays: 0. Absent: Councilmember Dobies--1.

RESOLUTIONS.

None.

ORDINANCES.

- A. CONSIDERATION OF AN ORDINANCE AMENDING SECTIONS 16-510 THROUGH 16-514 OF CHAPTER 16, CITY CODE, AND ADDING SECTIONS 16-515 THROUGH 16-526 TO CHAPTER 16, CITY CODE, TO PROVIDE FOR THE HEALTH, WELFARE AND SAFETY OF CITIZENS OF THE CITY OF JACKSON BY PERMITTING AND REGULATING THE GROWTH AND CONSUMPTION OF MEDICAL MARIHUANA BY PATIENTS REGISTERED AND QUALIFIED TO CONSUME AND GROW MEDICAL MARIHUANA BY THE MICHIGAN**

DEPARTMENT OF COMMUNITY HEALTH PURSUANT TO THE MICHIGAN MEDICAL MARIHUANA ACT, AND TO FURTHER PROVIDE FOR REGULATIONS OF LOCATIONS AT WHICH REGISTERED CAREGIVERS MAY GROW MEDICAL MARIHUANA FOR THEIR QUALIFYING PATIENTS.

This Item was removed from the agenda and referred back to the City Affairs/Rules & Personnel Committee at the time the agenda was adopted.

- B. CONSIDERATION OF AN ORDINANCE AMENDING SECTIONS 18-151 THROUGH 18-159 TO CHAPTER 18, CITY CODE, TO PROVIDE FOR HEALTH, WELFARE, AND SAFETY TO THE CITIZENS OF THE CITY OF JACKSON BY PROVIDING AN EXCEPTION TO THE POSSESSION OF MARIHUANA TO QUALIFYING PATIENTS AND PRIMARY CAREGIVERS WHO ARE VALIDLY REGISTERED BY THE MICHIGAN DEPARTMENT OF COMMUNITY HEALTH PURSUANT TO THE MICHIGAN MEDICAL MARIHUANA ACT.**

This Item was removed from the agenda and referred back to the City Affairs/Rules & Personnel Committee at the time the agenda was adopted.

- C. FINAL ADOPTION OF ORDINANCE NO. 2012.7, AMENDING ARTICLE I, SECTION 5.3 – DEMOLITION OF STRUCTURES, OF CHAPTER 5, CITY CODE, TO UPDATE THE SECTION TO BE IN HARMONY WITH LOCAL, STATE, AND FEDERAL ENVIRONMENTAL REQUIREMENTS; TO ADDRESS PROPER ABANDONMENT OF CITY UTILITIES; TO RESTORE CITY SIDEWALKS, CURBS AND GUTTERS, AND TO REQUIRE PROPER SITE RESTORATION FOR CLEAN, LEVEL, SEEDED, BUILDABLE SITES THAT ARE FREE OF DEBRIS AND VEGETATION.**

Motion was made by Councilmember Greer and seconded by Councilmember Frounfelker to adopt Ordinance No. 2012.7. The motion was adopted by the following vote. Yeas: Mayor Griffin and Councilmembers Breeding, Jaquish, Greer, Schlecte and Frounfelker—6. Nays: 0. Absent: Councilmember Dobies--1.

OTHER BUSINESS.

- A. CONSIDERATION OF THE REQUEST TO APPROVE THE BID AWARD TO QUALITY ASPHALT, HOMER, FOR A TOTAL COST OF \$90,910.75, FOR THE INTER CITY TRAIL REPAVING CONTRACT, AND AUTHORIZATION FOR THE MAYOR AND CITY CLERK TO EXECUTE THE APPROPRIATE DOCUMENT(S), IN ACCORDANCE WITH THE RECOMMENDATION OF THE PURCHASING AGENT AND THE CITY ENGINEER/DIRECTOR OF PUBLIC WORKS.**

Motion was made by Councilmember Greer and seconded by Councilmember Frounfelker to approve the request. The motion was adopted by the following vote. Yeas: Mayor Griffin and Councilmembers Greer, Schlecte and Frounfelker—4. Nays: Councilmembers Breeding and Jaquish—2. Absent: Councilmember Dobies—1.

NEW BUSINESS.

- A. CONSIDERATION AND APPROVAL OF THE ACTUARIAL VALUATIONS AS OF JUNE 30, 2011, COMMUNICATION FROM THE BOARDS OF TRUSTEES OF THE**

CITY OF JACKSON EMPLOYEES RETIREMENT SYSTEM, ACT 345 RETIREMENT SYSTEM, AND THE CITY OF JACKSON POLICEMEN'S AND FIREMEN'S PENSION SYSTEM, AND CERTIFICATION OF FUNDING NECESSARY FOR FISCAL YEAR 2012-2013.

Motion was made by Councilmember Schlecte and seconded by Councilmember Greer to receive the reports and approve the letters of funding. The motion was adopted by the following vote. Yeas: Mayor Griffin and Councilmembers Breeding, Jaquish, Greer, Schlecte and Frounfelker—6. Nays: 0. Absent: Councilmember Dobies--1.

B. CONSIDERATION OF THE REQUEST TO APPROVE LICENSE AGREEMENTS WITH NORFOLK SOUTHERN RAILWAY COMPANY FOR THE HIBBARD STREET SEWER AND WATER MAIN PROJECT, AUTHORIZATION FOR THE MAYOR AND CITY CLERK TO SIGN THE AGREEMENTS, AND INSTRUCT THE CITY ATTORNEY TO HAVE THE REQUIRED INSURANCE CERTIFICATES PREPARED.

Motion was made by Councilmember Frounfelker and seconded by Councilmember Greer to approve the request. The motion was adopted by the following vote. Yeas: Mayor Griffin and Councilmembers Breeding, Jaquish, Greer, Schlecte and Frounfelker—6. Nays: 0. Absent: Councilmember Dobies--1.

C. CONSIDERATION OF THE REQUEST FROM THE CITY/COUNTY DIRECTOR OF HUMAN RESOURCES TO AMEND THE PERSONNEL POLICY (COMMUNITY DEVELOPMENT RESTRUCTURING AND NEIGHBORHOOD STABILIZATION PROGRAM SUPPORT) AS FOLLOWS:

- 1. (A) AMEND SECTION V-2.C. BY ADDING CLASS TITLE CODE ENFORCEMENT OFFICER I, CLASS GRADE 7; (B) AMEND SECTION V-2.C. CLASS TITLE CODE ENFORCEMENT OFFICER II TO CLASS GRADE 8; (C) AMEND SECTION V-2.C. CLASS TITLE CODE ENFORCEMENT OFFICER III TO CLASS GRADE 9; (D) DELETE FROM SECTION V-2.C. THE CURRENT CLASSIFICATION OF CODE ENFORCEMENT OFFICER I CLASS GRADE 9, AND (E) AMEND SECTION VI-2.A. BY ADDING CLASS TITLE COMMUNITY RELATIONS LIAISON.**

Motion was made by Councilmember Frounfelker and seconded by Councilmember Schlecte to approve (A), (B), (C) and (D). The motion was adopted by the following vote. Yeas: Mayor Griffin and Councilmembers Jaquish, Greer, Schlecte and Frounfelker—5. Nays: Councilmember Breeding—1. Absent: Councilmember Dobies—1.

- 2. TO APPROVE THE RECLASSIFICATION AND WAGE RED-CIRCLING OF KURT FRITZ FROM CODE ENFORCEMENT OFFICER II TO CODE ENFORCEMENT OFFICER III, AND OF TIMOTHY PICKETT FROM CODE ENFORCEMENT OFFICER I TO CODE ENFORCEMENT OFFICER II, IN ACCORDANCE WITH PERSONNEL POLICY ARTICLE XI, SECTION XI-1 SALARY SCHEDULES, EFFECTIVE MAY 10, 2012.**

Motion was made by Councilmember Greer and seconded by Councilmember Schlecte to approve the reclassification and wage red-circling of Kurt Fritz and Timothy

Pickett. The motion was adopted by the following vote. Yeas: Mayor Griffin and Councilmembers Greer, Schlecte and Frounfelker—4. Nays: Councilmembers Breeding and Jaquish—2. Absent: Councilmember Dobies—1.

3. TO APPROVE THE CREATION OF THE CLASSIFICATION OF PROPERTY REGISTRATION ASSISTANT, CLASS CODE 304 INTO THE COLLECTIVE BARGAINING AGREEMENT BETWEEN THE CITY OF JACKSON AND THE MICHIGAN ASSOCIATION OF PUBLIC EMPLOYEES EFFECTIVE MAY 10, 2012.

Motion was made by Councilmember Greer and seconded by Councilmember Schlecte to approve the creation of the classification of Property Registration Assistant. The motion was adopted by the following vote. Yeas: Mayor Griffin and Councilmembers Greer, Schlecte and Frounfelker—4. Nays: Councilmembers Breeding and Jaquish—2. Absent: Councilmember Dobies—1.

D. CONSIDERATION OF THE REQUEST TO APPROVE THE BID AWARD TO BAILEY EXCAVATING, INC., FOR A TOTAL COST OF \$580,445.50, FOR THE DURAND STREET RECONSTRUCTION AND WATER MAIN REPLACEMENT CONTRACT, AND AUTHORIZATION FOR THE MAYOR AND CITY CLERK TO EXECUTE THE APPROPRIATE DOCUMENT(S), IN ACCORDANCE WITH THE RECOMMENDATION OF THE PURCHASING AGENT AND THE CITY ENGINEER/DIRECTOR OF PUBLIC WORKS.

Motion was made by Councilmember Greer and seconded by Councilmember Schlecte to approve the request. The motion was adopted by the following vote. Yeas: Mayor Griffin and Councilmembers Breeding, Jaquish, Greer, Schlecte and Frounfelker—6. Nays: 0. Absent: Councilmember Dobies--1.

CITY COUNCILMEMBERS' COMMENTS.

Councilmember Greer asked how soon work will begin on the Inter City Trail and Durand Street. City Engineer Dowling stated that work on the Trail should begin in May and be completed by the end of June. Durand Street work should begin in June and be completed by the end of August.

Councilmember Jaquish thanked the Police Department for giving her a very informative tour of their facility last Friday. She also congratulated Councilmember Greer on his new appointment.

MANAGER'S COMMENTS.

None.

EXECUTIVE SESSION REGARDING LABOR NEGOTIATIONS.

Motion was made by Councilmember Greer and seconded by Councilmember Frounfelker to go into closed executive session. The motion was adopted by the following vote. Yeas: Mayor Griffin and Councilmembers Breeding, Jaquish, Greer, Schlecte and Frounfelker—6. Nays: 0. Absent: Councilmember Dobies--1.

RETURN TO OPEN SESSION.

Motion was made by Councilmember Frounfelker and seconded by Councilmember Jaquish to return to open session. The motion was adopted by unanimous voice vote.

ADJOURNMENT.

No further business being presented, Mayor Griffin adjourned the meeting at 8:25 p.m.

Lynn Fessel
City Clerk

**JACKSON CITY COUNCIL
SPECIAL MEETING MINUTES
MAY 1, 2012**

CALL TO ORDER.

The Jackson City Council met in special session in the Council Chambers in City Hall and was called to order by Mayor Martin J. Griffin at 6:08 p.m.

ROLL CALL.

Present: Mayor Martin J. Griffin and Councilmembers Carl L. Breeding, Kimberly Jaquish, Laura Dwyer Schlecte and Andrew R. Frounfelker—5. Councilmember Daniel P. Greer arrived at 6:12 p.m.—1. Absent with excuse: Councilmember Derek J. Dobies--1.

ADOPTION OF THE AGENDA.

Motion was made by Councilmember Frounfelker and seconded by Councilmember Schlecte to adopt the agenda. The motion was adopted by unanimous voice vote.

CITIZEN COMMENTS.

None.

OVERVIEW BY CITY MANAGER LARRY SHAFFER.

City Manager Shaffer took a few moments to discuss the following in the proposed budget:

- (1) Three police officers are being brought back into the General Fund. They were previously funded by ARRA dollars.
- (2) An increase in the General Fund Balance.
- (3) An inclusion of \$500,000 in the General Fund budget, some of which will be used for demolitions and the Reverse 911 Program.
- (4) A recommended reduction of \$50,000 in funding for The Enterprise Group.
- (5) An increase in water and sewer rates.

REVIEW OF DEPARTMENT BUDGETS.

The Mayor and Council, with staff, reviewed the following department budgets: Police, Fire, Attorney, Personnel, Treasurer/Income Tax, Management Information Services and Parks/Recreation/Cemeteries.

ADJOURNMENT.

No further business being presented, the Mayor adjourned the meeting at 8:34 p.m.

Lynn Fessel, City Clerk

**JACKSON CITY COUNCIL
SPECIAL MEETING MINUTES
MAY 8, 2012**

CALL TO ORDER.

The Jackson City Council met in special session in the Council Chambers in City Hall and was called to order by Mayor Martin J. Griffin at 6:05 p.m.

ROLL CALL.

Present: Mayor Martin J. Griffin and Councilmembers Carl L. Breeding, Kimberly Jaquish, Daniel P. Greer, Laura Dwyer Schlecte, Andrew R. Frounfelker and Derek J. Dobies—7.
Absent: 0.

ADOPTION OF THE AGENDA.

Motion was made by Councilmember Frounfelker and seconded by Councilmember Dobies to adopt the agenda. The motion was adopted by unanimous voice vote.

CITIZEN COMMENTS.

None.

CONSIDERATION OF THE FOLLOWING REQUESTS:

A. APPROVE SUBMISSION OF THE 2012-2013 ONE-YEAR ACTION PLAN.

Motion was made by Councilmember Frounfelker and seconded by Councilmember Dobies to approve the submission. The motion was adopted by the following roll call vote. Yeas: Mayor Griffin and Councilmembers Breeding, Jaquish, Greer, Schlecte, Frounfelker and Dobies—7. Nays: 0. Absent: 0.

B. ADOPT THE RESOLUTION OF CERTIFICATIONS.

Motion was made by Councilmember Frounfelker and seconded by Councilmember Greer to adopt the resolution. The motion was adopted by the following roll call vote. Yeas: Mayor Griffin and Councilmembers Breeding, Jaquish, Greer, Schlecte, Frounfelker and Dobies—7. Nays: 0. Absent: 0.

C. AUTHORIZE THE MAYOR TO SIGN SF-424, THE CERTIFICATIONS AND ANY OTHER DOCUMENTATION REQUIRED FOR SUBMITTAL OF THE ONE-YEAR ACTION PLAN TO HUD.

Motion was made by Councilmember Dobies and seconded by Councilmember Greer to authorize the Mayor to sign the documents required for submittal of the One-Year Action Plan. The motion was adopted by the following roll call vote. Yeas: Mayor Griffin and Councilmembers Breeding, Jaquish, Greer, Schlecte, Frounfelker and Dobies—7. Nays: 0. Absent: 0.

REVIEW OF DEPARTMENT BUDGETS.

The Mayor and Council, with staff, reviewed the following department budgets: Public Works, Water, Wastewater and Engineering. They also reviewed the Building Department, Housing Code Enforcement, Building Demolitions, Debt Service, Capital Project and Enterprise Funds, along with the tax rates.

ADJOURNMENT.

No further business being presented, the Mayor adjourned the meeting at 8:20 p.m.

Lynn Fessel, City Clerk



CITY CLERK'S OFFICE
Lynn Fessel, City Clerk

CITY COUNCIL MEETING
May 15, 2012

DATE: May 8, 2012

MEMO TO: Honorable Mayor and City Councilmembers

FROM: Lynn Fessel, City Clerk

SUBJECT: City License Approvals for the Year Expiring April 30, 2013

**MOTION: APPROVAL OF CITY LICENSE RENEWALS FOR THE YEAR
ENDING APRIL 30, 2013, IN ACCORDANCE WITH THE
RECOMMENDATION OF THE CITY CLERK.**

The listing below represents companies that returned renewal applications for City business licenses. All department approvals, insurance certificates and fees have been received.

If Council approves this request, the City Clerk will issue the appropriate licenses.

Dry Cleaner

Libra Industries
1435 N. Blackstone St.

Winzler Dry Cleaners
1513 W. Morrell St.

Exterminator

DuRite Exterminators
117 E. Wilkins St.

Gasoline

Admiral Petroleum
1910 E. Michigan Ave.

Admiral Petroleum
250 W. Prospect St.

Admiral Petroleum
846 N. West Ave.

Corrigan Oil
1601 E. Michigan Ave.

Corrigan Oil
1612 N. West Ave.

Corrigan Oil
710 E. South St.

Corrigan Oil
505 N. West Ave.

Miller Truck & Storage
1800 Mitchell St.

Shell Food Mart
801 Wildwood Ave.

Laundromat

Bre-Z Coin Laundry
1701 Woodbridge St.

Mini-Maxi Coin Laundry
906 N. Wisner St.

Taxicab Company

City Cab Company
706 Francis St.

Colonial Transportation
500 N. Francis St.


D & M Cab Company
3505 E. Michigan Ave.

Starlite Cab Company
706 Francis St.



CITY CLERK'S OFFICE
Lynn Fessel, City Clerk

CITY COUNCIL MEETING
May 15, 2012

DATE: May 8, 2012
MEMO TO: Honorable Mayor and City Councilmembers
FROM: Lynn Fessel, City Clerk 
SUBJECT: National Salvation Army Donut Day – June 1, 2012

MOTION: APPROVAL OF THE REQUEST FROM THE SALVATION ARMY TO CONDUCT THE NATIONAL SALVATION ARMY DONUT DAY OUTSIDE OF THE DOWNTOWN BRANCH OF THE JACKSON POST OFFICE ON FRIDAY, JUNE 1, 2012 FROM 8:00 A.M. – 5:00 P.M. (CONTINGENT UPON RECEIPT OF PROPER INSURANCE COVERAGE.)

Attached please find the letter of request from The Salvation Army Jackson Corps to conduct the National Salvation Army Donut Day on June 1, 2012. They received permission from the Post Office to be located outside of their downtown branch; approval is contingent upon receipt of proper insurance coverage.

C: City Manager
City Engineer



The Salvation Army
Founded in 1865 by William and Catherine Booth

Linda Bond
General

Commissioner Paul R. Seiler
Territorial Commander

Major Thomas Bowers
Divisional Commander

Majors Jason & Carrie Pollom
Corps Officers

April 18, 2012

The Honorable Mayor &
City Council Members
161 W. Michigan Ave.
Jackson, MI 49201

Dear Honorable Mayor Martin Griffin & City Council Members:

I am writing on behalf of The Salvation Army Jackson Corps to request permission to solicit donations outside of the downtown branch of the Jackson Post Office on Friday, June 1, 2012, from 8:00 AM - 5:00 PM, in recognition of the National Salvation Army Donut Day. Our Donut Day event commemorates The Salvation Army Donut Girls making donuts for the troops in helmets on the battlefields during World War I, with proceeds from this event funding our Social Service programs including utility/rent assistance & food pantry as well as our STARS after school and Summer Day Camp programs.

The solicitation of donations will be very low key. Volunteers, 1 volunteer per shift, will wear a red Salvation Army Apron and collect donations in a small, hand held card board container. There will be no Red Kettle or bells used for this event.

We have spoken with the Post Office and have obtained their permission to hold this event at their location, at which time we were directed to obtain permission from the City of Jackson as well.

Thank you for your support of The Salvation Army Jackson Corps and our programs that assist so many in the Jackson community.

Blessings,

Kim Conant
Development Coordinator
The Salvation Army
Jackson Corps






CITY CLERK'S OFFICE
Lynn Fessel, City Clerk

CITY COUNCIL MEETING
May 15, 2012

DATE: May 8, 2012

MEMO TO: Honorable Mayor and City Councilmembers

FROM: Lynn Fessel, City Clerk 

SUBJECT: Approval of the request from Ella Sharp Museum Association, for authorization for temporary added space.

MOTION: APPROVAL OF THE REQUEST FROM ELLA SHARP MUSEUM ASSOCIATION, FOR AUTHORIZATION FOR TEMPORARY ADDED SPACE, FOR ELLA SHARP MUSEUM ART, BEER AND WINE FESTIVAL FOR JUNE 9, 2012. APPROVAL RECOMMENDED BY THE POLICE, FIRE, PARKS & RECREATION DEPARTMENTS. PROPER INSURANCE HAS BEEN OBTAINED.

Ella Sharp Museum Association is requesting authorization for temporary added space on June 9, 2012 for the Ella Sharp Museum Art, Beer and Wine Festival.

Recommended approvals have been received from Police, Fire, Parks and Recreation.

If Council approves this request, the City Clerk must sign the application indicating approval of the request by the City, because the proposed added space area is located on city property. The application will then be forwarded to the Michigan Liquor Control Commission for final approval. Requested action is approval of this request.

C: City Manager



Michigan Department of Licensing and Regulatory Affairs
 Liquor Control Commission (MLCC)
 7150 Harris Drive, P.O. Box 30005 - Lansing, Michigan 48909-7505
 Toll Free (866) 813-0011 • www.michigan.gov/lcc

Business ID: _____
 Request ID: _____
 (For MLCC use only)

Application for Temporary Authorization

(Authorized by R436.1023(2)(3), R436.1403(2), R436.1407 and R436.1419 of the M.A.C.)

A non-refundable inspection fee of \$70.00 is required with the submission of your application.

Part 1: Applicant Information

Name of licensee: Ella Sharp Museum Association
 Address of business: 3225 Fourth Street, Jackson, Michigan 49203, Jackson County
 License type and number: CLASSC 79241-2011 SS, SDM 79242-2011
 Business Phone: 517-787-2320 Fax number: 517-787-2933 E-mail address: KimL@EllaSharp.org

Part 2: Type of Event

Specifically describe the type of event(s) being held for each date requested
 This event is our 8th Annual Art, Beer and Wine Festival. Guests sample wine and craft beer, listen to live music, and purchase art on the grounds of the Museum campus.

Part 3: Temporary Authorization for Outdoor Service - Please complete, if applicable

Dates requested: June 9, 2012

- What are the dimensions of the proposed area? 1,100 feet by 490 feet.
- What is the type and height of the barrier that will be used to enclose the area? 4' tall orange plastic snow fencing and existing 4' tall stone wall
 Note: Barrier must be well-defined and clearly marked for the proposed area, under Commission rule R 436.1419(2), as well as local requirements.
- Is the proposed area located directly adjacent (next to) the licensed premises? Yes No
 If you answered "no", how many feet is there between the area and the licensed premises? _____
- Are there any dedicated streets or intervening property between the licensed premises and the proposed area? Yes No
 If you answered "yes", please explain (and include this information on your diagram): _____
- Describe the type of security that will be used for the event(s) and how they will be utilized to secure and monitor to prevent sales to minors and sales to visibly intoxicated persons.
 Select museum staff and volunteers will receive Techniques of Alcohol Management training, will check identification and fasten wrist bands on attendees who may legally drink and will refuse service to anyone exhibiting signs of intoxication. There will be only one permitted entrance.
- Is the location of the proposed area owned, rented or leased by the licensee? Yes No
 If you answered "no", you must provide a lease or written permission for the proposed area with this application.
- Is the location of the proposed area located on property owned by the city, village or township? Yes No
 If you answered "yes", the city, village or township clerk must sign this application indicating that approval has been granted for your request.
- Is location of the proposed area in the same governmental unit as the licensed premises? Yes No
 If you answered "no", please explain: _____
- Does your license currently include an Additional Bar Permit? Yes No
 If you answered "no", you will be restricted to table service only unless you submit a request for a new additional bar permit.

In addition to the questions above it is required that you submit a clear/legible diagram which indicates where the licensed premises is located in conjunction to the proposed temporary outdoor service area. Also make sure that the diagram contains the same information that is asked in questions 1 through 9 of this application.

Part 3 Continued - Please check temporary permits that you will require with your event.

Note: You do not need to request temporary authorization for permits that are currently held in conjunction with your licensed business.

Temporary Dance Permit

The dance floor must be at least 100 square feet, clearly marked, and shall not have tables, chairs and other obstacles on the dance floor while customers are dancing.

Please state the days and times for the dates requested _____

Temporary Entertainment Permit - (Temporary authorization for entertainment does not allow for topless activity on the licensed premises)

A. Please state the days and times for the permit requested _____

B. Describe the type of entertainment to be provided _____

C. If the entertainment permit includes a contest with prizes totaling over \$250.00 in value, please complete the following questions.

In addition, form LC--147 need to be completed and submitted with this application:

1. Explain, in detail, the rules of the contest (Attach another page, if needed)

2. Describe and state the retail value of each prize to be awarded _____

3. Specify who will be paying for and supplying the prizes. _____

4. Will there be any alcoholic beverage items with a brand name logo used as prizes for part of the contest? _____

5. Is there a cover charge or entrance fee for the contest or tournament? _____

Important: No alcoholic beverages may be used as part of any contest or as a prize for the contest.
No licensee may receive anything of value from another licensee without prior MLCC approval.

Temporary Specific Purpose Permit for Difference in Hours of Operation

Please state the days and times for the permit requested _____

Please indicate the type of permit that requires extended hours _____

Hours of Operation

Weekdays and Saturdays - Beer, wine, and spirits may be sold from 7:00 a.m. to 2:00 a.m. of the next day, provided that the sale of spirits is legal in the governmental unit where the license is desired.

Sundays - Legal hours of sale on Sundays are from 7:00 a.m. until 2:00 a.m. of the next day provided the sale of alcoholic beverages on Sunday is legal in the governmental unit and the appropriate form and fees are paid to issue the permit.

Part 4. Warning, Authorized Signatures, and Law Enforcement/Local Approvals

WARNING: Section 1003 of the Liquor Control Code of 1998, being MCL 436.2003, provides in part as follows: "A person who makes a false or fraudulent statement to the Commission, orally or in writing, for the purpose of inducing the Commission to act or refrain from taking action, or for the purpose of enabling or assisting a person to evade the provisions of this act is guilty of a violation of this act and is punishable in the manner provided for in section 909..."

I hereby swear that I have read all of the above answers and that they are true and further that I have read and understand the warning.

The licensee, an authorized corporate officer, or member of a limited liability company must sign this application.

Licensee signature Charles H. Aymond
Print name and title Charles H. Aymond, Executive Director
Print contact name Kimberly Lloyd
Area code and phone number 517-787-2320
E-mail KimL@EllaSharp.org

The Police Chief or Sheriff who has jurisdiction recommends this request.

Date of Application 4-2-2012
Name and signature of police chief or sheriff DEPUTY CHIEF JOHN M. HOLDA
Print name of police agency JACKSON POLICE DEPARTMENT
Address of Agency 216 E. WASHINGTON AVE. JACKSON, MI 48201
Area code and telephone number (517) 788-4100
Date of Application 4-2-2012

If the temporary outdoor service area is located on property owned by the city, village or township, this application must be signed by the clerk.

This request was approved by the local legislative body on _____
City, village, township clerk signature _____
Print name of clerk _____
Address of city, village, township board _____
Area code and telephone number _____



Jackson Downtown Development Authority

May 15, 2012

MEMO TO: Honorable Mayor and City Council Members

FROM: Jonathan Greene, Executive Director JG

SUBJECT: Special Event Application: Memorial Day Parade and Ceremony

MOTION Approval of the request from Jackson County Veteran's Council to conduct their annual Memorial Day Parade and Ceremony on Michigan Avenue, between Mechanic Street and Jackson Street, on Monday, May 28, 2012 from 10:00 a.m. to 12:00 p.m. This event is covered under the City of Jackson insurance policy.

DEPARTMENTAL APPROVAL SUMMARY

Approvals noted below by each department indicate they have been made aware of the request and the capacity of their department has been met. Conditions of their approval and special considerations are noted.

Department	Approval	Denial	Economic Impact
Police	x		\$150
Fire	x		\$0
Engineering	x		\$0
Public Works	x		\$755
Recreation	x		\$0
DDA	x		\$0
			<hr/>
			\$905

Conditions and Considerations:

None

Insurance Status: Approved

att: Special Event Application: Memorial Day Parade and Ceremony
JG/jt

CITY OF JACKSON
SPECIAL EVENT APPLICATION

Downtown Development Authority ~ 161 W. Michigan Avenue ~ Jackson, MI 49201
(517) 768-6410

Date Received By DDA Office: 4/12/12 Time: 8am By: JH

Please complete this application in accordance with the City of Jackson Special Events Policy, and return it to the Office of the Downtown Development Authority at least 30 calendar days before the first day of the event.

Sponsoring Organization's Legal Name: JACKSON COUNTY VETERAN'S COUNCIL

Organization Address: 3200 LANSING AVE, JACKSON, MI 49202

Organization Agent DAVID M. WELIHAN Title: COMMANDER

Phone: (work) ⁵¹⁷ 788-4425 Phone: (home) ⁵¹⁷ 764-3696 Phone: (during the event) ⁵¹⁷ 750-7727

Agent's Address 3919 ZYGMUNT DR JACKSON, MI 49201

Agent's E-Mail Address dwelihan@co.jackson.mi.us

Event Name MEMORIAL DAY PARADE AND CEREMONY

Please give a brief description of the proposed special event: A PARADE FROM MICHIGAN AVE DOWN JACKSON ST TO MT EVERGREEN CEMETERY

Event Day(s) & Date(s) MONDAY MAY 28, 2012

Event Time(s) 10:00 AM - 12:00 PM

Set-Up Date & Time MAY 28, 2012 9:00 AM Tear-Down Date & Time N/A

Event Location MICHIGAN AVE BETWEEN MECHANIC & JACKSON

ANNUAL EVENT: Is this event expected to occur next year? (circle one) YES NO
How many years has this event occurred? 60+

MAP: (a) If your event will use streets or sidewalks (for a parade, run, etc.) or will use multiple locations, please attach a complete map showing the assembly and dispersal locations and the route plan. (b) Show any streets or parking lots that you are requesting to be blocked off, and location of vendors, if any. A final map, if different, must be provided seven (7) days before the event. (c) Please show an emergency vehicle access lane.

STREET CLOSURES: Start Date/Time 9:00 AM through Date/Time: 10:30 AM

RESERVED PARKING: Are you requesting reserved parking? YES NO
If yes, list the number of street spaces, City lots or locations where parking is requested:

VENDORS: Food Concessions? YES NO Other Vendors? YES NO

DO YOU PLAN TO HAVE ALCOHOL SOLD/SERVED AT THIS EVENT? YES NO

If yes, please attach liquor license and liquor liability insurance.

If yes, what time? _____ until _____

CITY OF JACKSON
SPECIAL EVENT APPLICATION, Page 2
Downtown Development Authority
161 W. Michigan ~ Jackson, MI 49201 ~ (517) 768-6410

ENTERTAINMENT: Are there any entertainment features related to this event? YES **NO**
If yes, provide an attachment listing all bands/performers, type of entertainment, and performance schedule.

ATTENDANCE: What is the expected (estimated) attendance for this event? 150 ±

AMUSEMENT: Do you plan to have any amusement or carnival rides? YES **NO**
If yes, you are required to obtain a permit through the City Clerk's Office.

REST ROOMS: Are you planning to provide portable rest rooms at the event? YES **NO**
If yes, how many? _____

As an event organizer, you must consider the availability of rest room facilities during this event. Consideration should be made regarding the type of event, the length of time it will be held, the number of people, etc. You must determine the rest room facilities in the immediate area of the event venue and then identify the potential need for portable facilities. Remember to identify accessible facilities for ADA requirements as well.

OTHER REQUESTS: (i.e., Police Department assistance, Fire Dept., street closures, electrical, etc.)
WE WILL NEED A STAGE TRAILER AT THE SOUTH ENTRANCE OF MI EVERGREEN
CEMETERY NEAR THE WAR MEMORIAL.
WE WILL NEED SUPPORT FROM THE CITY POLICE/RESERVES FOR TEMPORARY
ROAD CLOSURES.

INSURANCE: All sponsors of special events must carry liability insurance with coverage of at least \$500,000. An event sponsor must provide a valid certificate of insurance naming the City of Jackson and Downtown Development Authority as an additional insured party on the policy, for the specified event.

CERTIFICATION AND SIGNATURE: I understand and agree on behalf of the sponsoring organization that:
A Certificate of Insurance must be provided which names the City of Jackson as an additional named insured party on the policy.
A \$25 Special Event Application fee must be submitted along with this Special event Application.
All food vendors must be approved by the Jackson County Health Department, and each food or other vendor must provide the City of Jackson with a Certificate of Insurance which names the City of Jackson as an additional named insured party on the policy.
The approval of this special event may include additional requirements, limitations, or fees, based on the City's review of this application.
Applicants who fail to clean up and repair damages to the Event Area may be billed for City services and such failure will be considered for future applications.
As the duly authorized agent of the sponsoring organization, I am applying for approval of this Special Event, affirm the above understandings, and agree that my sponsoring organization will comply with the terms of the written confirmation of approval, and all other City requirements, ordinances and other laws, which apply to this Special Event. By signing this Special Event Application, I declare I am 21 years of age or older.

04 APRIL 2012
Date

David W. Johnson
Signature of Sponsoring Organization's Agent

**RETURN THIS APPLICATION at least thirty (30) days before the first day of the event to:
DOWNTOWN DEVELOPMENT AUTHORITY
161 W. MICHIGAN AVENUE JACKSON, MI 49201**



Jackson Downtown Development Authority

May 15, 2012

MEMO TO: Honorable Mayor and City Council Members

FROM: Jonathan Greene, Executive Director JG

SUBJECT: Special Event Application: Summer Reading Kickoff and Digital Bookmobile Tour

MOTION Approval of the request from the Jackson District Library to conduct their Summer Reading Kickoff and Digital Bookmobile Tour at the Jackson District Library, Carnegie Branch, and Michigan Avenue, between Blackstone Street and Jackson Street on Saturday, June 16, 2012 from 10:00 a.m. to 4:00 p.m. Insurance approval has been granted by the City Attorney.

DEPARTMENTAL APPROVAL SUMMARY

Approvals noted below by each department indicate they have been made aware of the request and the capacity of their department has been met. Conditions of their approval and special considerations are noted.

Department	Approval	Denial	Economic Impact
Police	x		\$0
Fire	x		\$0
Engineering	x		\$0
Public Works	x		\$498
Recreation	x		\$0
DDA	x		\$0
			<hr/>
			\$498

Conditions and Considerations: None

Insurance Status: Approved

att: Special Event Application: Summer Reading Kickoff and Digital Bookmobile Tour
JG/jt

CITY OF JACKSON
SPECIAL EVENT APPLICATION

Downtown Development Authority ~ 161 W. Michigan Avenue ~ Jackson, MI 49201
(517) 768-6410

Date Received By DDA Office: 4/12/12 Time: 8am By: [Signature]

Please complete this application in accordance with the City of Jackson Special Events Policy, and return it to the Office of the Downtown Development Authority at least 30 calendar days before the first day of the event.

Sponsoring Organization's Legal Name: Jackson District Library

Organization Address: 244 W. Michigan Avenue, Jackson, MI 49201

Organization Agent: Melissa Peters Title: Central Library Services Coordinator

Phone: (work) 517-788-4099 Phone: (home) 517-474-1324 Phone: (during the event) 517-788-4099

Agent's Address: see Library Address above

Agent's E-Mail Address: petersmm@myjdl.com

Event Name: Summer Reading Kickoff + Digital Bookmobile Tour

Please give a brief description of the proposed special event:

Event Day(s) & Date(s): Saturday, June 16

Event Time(s): 10am - 4pm

Set-Up Date & Time: 6/16/2012 - 9am Tear-Down Date & Time: 6/16/2012 5p.m.

Event Location: Jackson District Library - Carnegie Library

ANNUAL EVENT: Is this event expected to occur next year? (circle one) YES NO - Summer Reading is annually - Digital Bookmobile is a one-time visit. Will evaluate Summer Reading for this location after event.
How many years has this event occurred? Every year but not at this location.

MAP: (a) If your event will use streets or sidewalks (for a parade, run, etc.) or will use multiple locations, please attach a complete map showing the assembly and dispersal locations and the route plan. (b) Show any streets or parking lots that you are requesting to be blocked off, and location of vendors, if any. A final map, if different, must be provided seven (7) days before the event. (c) Please show an emergency vehicle access lane.

STREET CLOSURES: Start Date/Time 6/16/12 7:30am through Date/Time: 6/16/12 5

RESERVED PARKING: Are you requesting reserved parking? YES NO
If yes, list the number of street spaces, City lots or locations where parking is requested:

VENDORS: Food Concessions? YES NO Other Vendors? YES NO

DO YOU PLAN TO HAVE ALCOHOL SOLD/SERVED AT THIS EVENT? YES NO

If yes, please attach liquor license and liquor liability insurance.
If yes, what time? _____ until _____

May have Radio Remote, nothing else. - see other request below.

ENTERTAINMENT: Are there any entertainment features related to this event? YES NO
If yes, provide an attachment listing all bands/performers, type of entertainment, and performance schedule.

ATTENDANCE: What is the expected (estimated) attendance for this event? 500

AMUSEMENT: Do you plan to have any amusement or carnival rides? YES NO
If yes, you are required to obtain a permit through the City Clerk's Office.

REST ROOMS: Are you planning to provide portable rest rooms at the event? YES NO
If yes, how many? _____

As an event organizer, you must consider the availability of rest room facilities during this event. Consideration should be made regarding the type of event, the length of time it will be held, the number of people, etc. You must determine the rest room facilities in the immediate area of the event venue and then identify the potential need for portable facilities. Remember to identify accessible facilities for ADA requirements as well.

Will use Library Restrooms

OTHER REQUESTS: (i.e., Police Department assistance, Fire Dept., street closures, electrical, etc.)

We need the Street Closure, Also we have secured a Radio Remote for the event and would like to use the city-wide speaker system.

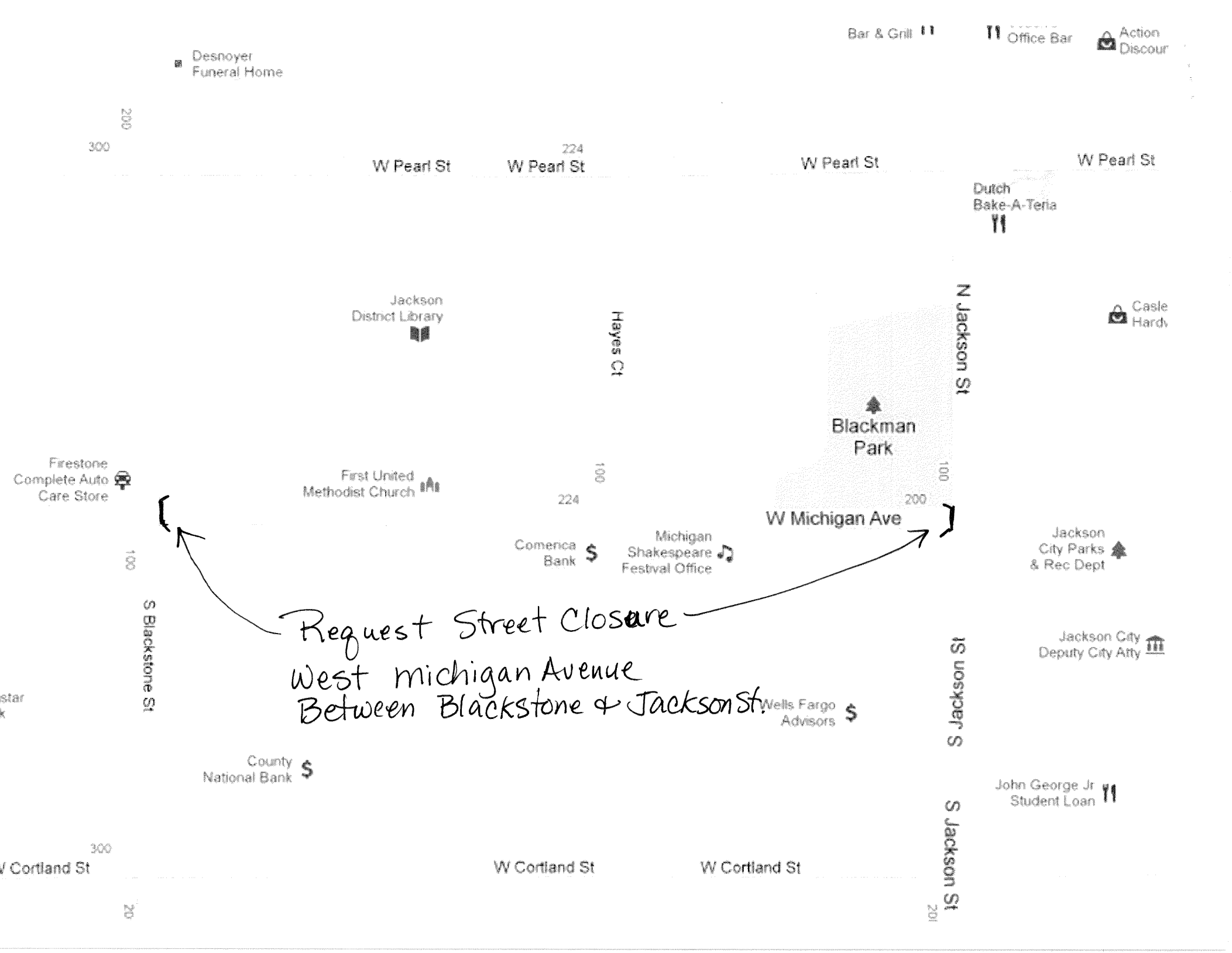
INSURANCE: All sponsors of special events must carry liability insurance with coverage of at least \$500,000. An event sponsor must provide a valid certificate of insurance naming the City of Jackson and Downtown Development Authority as an additional insured party on the policy, for the specified event.

CERTIFICATION AND SIGNATURE: I understand and agree on behalf of the sponsoring organization that:
A Certificate of Insurance must be provided which names the City of Jackson as an additional named insured party on the policy.
A \$25 Special Event Application fee must be submitted along with this Special event Application.
All food vendors must be approved by the Jackson County Health Department, and each food or other vendor must provide the City of Jackson with a Certificate of Insurance which names the City of Jackson as an additional named insured party on the policy.
The approval of this special event may include additional requirements, limitations, or fees, based on the City's review of this application.
Applicants who fail to clean up and repair damages to the Event Area may be billed for City services and such failure will be considered for future applications.
As the duly authorized agent of the sponsoring organization, I am applying for approval of this Special Event, affirm the above understandings, and agree that my sponsoring organization will comply with the terms of the written confirmation of approval, and all other City requirements, ordinances and other laws, which apply to this Special Event. By signing this Special Event Application, I declare I am 21 years of age or older.

4/5/12
Date

[Signature]
Signature of Sponsoring Organization's Agent

**RETURN THIS APPLICATION at least thirty (30) days before the first day of the event to:
DOWNTOWN DEVELOPMENT AUTHORITY
161 W. MICHIGAN AVENUE JACKSON, MI 49201**



Request Street Closure
West michigan Avenue
Between Blackstone & Jackson St.



Jackson Downtown Development Authority

May 15, 2012

MEMO TO: Honorable Mayor and City Council Members

FROM: Jonathan Greene, Executive Director JG

SUBJECT: Special Event Application: Consumers Energy 125th Anniversary Celebration

MOTION Approval of the request from Consumers Energy to conduct their 125th Anniversary Celebration at the Riverwalk Amphitheater on Wednesday, June 20, 2012 from 9:00 a.m. to 7:00 p.m. Insurance approval has been granted by the City Attorney.

DEPARTMENTAL APPROVAL SUMMARY

Approvals noted below by each department indicate they have been made aware of the request and the capacity of their department has been met. Conditions of their approval and special considerations are noted.

Department	Approval	Denial	Economic Impact
Police	x		\$0
Fire	x		\$0
Engineering	x		\$0
Public Works	x		\$0
Recreation	x		\$0
DDA	x		\$0
			<hr/>
			\$0

Conditions and Considerations: None

Insurance Status: Approved

att: Special Event Application: Consumers Energy 125th Anniversary Celebration
JG/jt

**CITY OF JACKSON
SPECIAL EVENT APPLICATION**

Downtown Development Authority ~ 161 W. Michigan Avenue ~ Jackson, MI 49201
(517) 768-6410

Date Received By DDA Office: 4/23/12 Time: 10am By: JH

Please complete this application in accordance with the City of Jackson Special Events Policy, and return it to the Office of the Downtown Development Authority at least 30 calendar days before the first day of the event.

Sponsoring Organization's Legal Name: Consumers Energy

Organization Address: One Energy Plaza

Organization Agent: Allan Hooper Title: Area Manager

Phone: (work) 517.788.1691 Phone: (home) n/a Phone: (during the event) 517 740 0201

Agent's Address One Energy Plaza

Agent's E-Mail Address: achopper@cmsenergy.com

Event Name 125th Anniversary Celebration

Please give a brief description of the proposed special event: Consumers Energy is celebrating its 125 years of service to Michigan this summer, on June 20, 2012, running from 10 a.m. until 6 p.m. We will need to be on site, that day, starting at 8 a.m. or earlier. Tear down of the event will likely occur both after 6 p.m., extending into the next day. The bulk of the set up for the event will take place on the previous day, Tuesday, June 19. We are planning for a rain day, on June 21 should we decide to delay the event by one day. The schedule includes activities placed around the campus. There will be speeches and presentations held on the front steps of our headquarters. Tents, displays and demonstrations will be set up campus wide. We request the use of the amphitheater. Some of the display and audience areas will extend beyond company property onto city property.

Event Day(s) & Date(s) Wednesday, June 20

Event Time(s) 9:00 AM – 7:00 PM

Set-Up Date & Time Tues, June 19 8:00AM- 6:00PM Tear-Down Date & Time Thurs, June 21, 8:00AM – 4:00PM

Event Location: CMS Campus/amphitearter , rain event : W. portion of Francis St. parking deck, 1st level

ANNUAL EVENT: Is this event expected to occur next year? (circle one) YES NO
How many years has this event occurred? 0

MAP: (a) If your event will use streets or sidewalks (for a parade, run, etc.) or will use multiple locations, please attach a complete map showing the assembly and dispersal locations and the route plan. (b) Show any streets or parking lots that you are requesting to be blocked off, and location of vendors, if any. A final map, if different, must be provided seven (7) days before the event. (c) Please show an emergency vehicle access lane.

STREET CLOSURES: Start Date/Time n/a through Date/Time: n/a

RESERVED PARKING: Are you requesting reserved parking? YES NO
If yes, list the number of street spaces, City lots or locations where parking is requested:

VENDORS: Food Concessions? YES NO Other Vendors? YES NO

DO YOU PLAN TO HAVE ALCOHOL SOLD/SERVED AT THIS EVENT? YES NO

If yes, please attach liquor license and liquor liability insurance.

If yes, what time? _____ until _____

CITY OF JACKSON
SPECIAL EVENT APPLICATION, Page 2
Downtown Development Authority
161 W. Michigan ~ Jackson, MI 49201 ~ (517) 768-6410

ENTERTAINMENT: Are there any entertainment features related to this event? **YES** **NO**
If yes, provide an attachment listing all bands/performers, type of entertainment, and performance schedule.

ATTENDANCE: What is the expected (estimated) attendance for this event? 500-600

AMUSEMENT: Do you plan to have any amusement or carnival rides? **YES** **NO**
If yes, you are required to obtain a permit through the City Clerk's Office.

REST ROOMS: Are you planning to provide portable rest rooms at the event? **YES** **NO**
If yes, how many? Nine (9)


As an event organizer, you must consider the availability of rest room facilities during this event. Consideration should be made regarding the type of event, the length of time it will be held, the number of people, etc. You must determine the rest room facilities in the immediate area of the event venue and then identify the potential need for portable facilities. Remember to identify accessible facilities for ADA requirements as well.

OTHER REQUESTS: (i.e., Police Department assistance, Fire Dept., street closures, electrical, etc.)
n/a

INSURANCE: All sponsors of special events must carry liability insurance with coverage of at least \$500,000. An event sponsor must provide a valid certificate of insurance naming the City of Jackson and Downtown Development Authority as an additional insured party on the policy, for the specified event.

CERTIFICATION AND SIGNATURE: I understand and agree on behalf of the sponsoring organization that:
A Certificate of Insurance must be provided which names the City of Jackson as an additional named insured party on the policy.
A \$25 Special Event Application fee must be submitted along with this Special event Application.
All food vendors must be approved by the Jackson County Health Department, and each food or other vendor must provide the City of Jackson with a Certificate of Insurance which names the City of Jackson as an additional named insured party on the policy.
The approval of this special event may include additional requirements, limitations, or fees, based on the City's review of this application.
Applicants who fail to clean up and repair damages to the Event Area may be billed for City services and such failure will be considered for future applications.
As the duly authorized agent of the sponsoring organization, I am applying for approval of this Special Event, affirm the above understandings, and agree that my sponsoring organization will comply with the terms of the written confirmation of approval, and all other City requirements, ordinances and other laws, which apply to this Special Event. By signing this Special Event Application, I declare I am 21 years of age or older.

April 20, 2012
Date



Signature of Sponsoring Organization's Agent

RETURN THIS APPLICATION at least thirty (30) days before the first day of the event to:
DOWNTOWN DEVELOPMENT AUTHORITY
161 W. MICHIGAN AVENUE JACKSON, MI 49201



Jackson Downtown Development Authority

May 15, 2012

MEMO TO: Honorable Mayor and City Council Members

FROM: Jonathan Greene, Executive Director *JG*

SUBJECT: Special Event Application: Smart Commute

MOTION Approval of the request from the Fitness Council of Jackson to conduct their annual Smart Commute at Bucky Harris Park on Friday, May 18th, June 15th, July 20th, and August 17th, 2012 from 12:00 p.m. to 1:00 p.m. Insurance approval has been granted by the City Attorney.

DEPARTMENTAL APPROVAL SUMMARY

Approvals noted below by each department indicate they have been made aware of the request and the capacity of their department has been met. Conditions of their approval and special considerations are noted.

Department	Approval	Denial	Economic Impact
Police	x		\$0
Fire	x		\$0
Engineering	x		\$0
Public Works	x		\$0
Recreation	x		\$0
DDA	x		\$0
			<hr/>
			\$0

Conditions and Considerations:

- Any markings on pavement/sidewalk will need to be done in temporary marker, ie chalk

Insurance Status: Approved

att: Special Event Application: Smart Commute
JG/jt

990-9798

CITY OF JACKSON

SPECIAL EVENT APPLICATION

Downtown Development Authority ~ 161 W. Michigan Avenue ~ Jackson, MI 49201 ~ (517) 768-6410

Date Received By DDA Office: 4/24/12 Time: 11am By: JT

Sponsoring Organization's Legal Name: **Fitness Council of Jackson**

Organization Address: **225 N. Jackson St.**

Organization Agent: **Scott TenBrink** Title: **Executive Director**

Phone:(work) **517.990.9798** Phone:(home): **517-315-1367** Phone:(during the event) **517-315-1367**

Agent's Address: **225 N. Jackson St.**

Agent's E-Mail Address: **keila@fitnesscouncil.org**

Event Name: **Smart Commute**

Please give a brief description of the proposed special event:

Smart Commute events encourage Jackson employees to consider a healthier way to get to work. Events will be held in Bucky Harris Park on the 3rd Friday of May, June, July, and August. A small gathering of participants will meet in the park with varying themes focused on being active in the work day. Events may include tables, small banners, a PA system, and possibly food.

Event Day(s) & Date(s): **Fridays May 18, June 15, July 20, August 17**

Event Time(s): **12pm - 1pm**

Set-Up Date & Time: **11am on event days** Tear-Down Date & Time: **1pm on event days**

Event Location: **Bucky Harris Park**

ANNUAL EVENT: Is this event expected to occur next year? (circle one) **YES** NO

How many years has this event occurred? **1**

MAP: (a) If your event will use streets or sidewalks (for a parade, run, etc.) or will use multiple locations, please attach a complete map showing the assembly and dispersal locations and the route plan. (b) Show any streets or parking lots that you are requesting to be blocked off, and location of vendors, if any. A final map, if different, must be provided seven (7) days before the event. (c) Please show an emergency vehicle access lane.

STREET CLOSURES: **None**

RESERVED PARKING: Are you requesting reserved parking? YES NO

If yes, list the number of street spaces, City lots or locations where parking is requested:

VENDORS: Food Concessions? YES NO Other Vendors? YES NO

DO YOU PLAN TO HAVE ALCOHOL SOLD/SERVED AT THIS EVENT? YES NO

If yes, please attach liquor license and liquor liability insurance.

If yes, what time? _____ until _____

ENTERTAINMENT: Are there any entertainment features related to this event? YES NO

If yes, provide an attachment listing all bands/performers, type of entertainment, and performance schedule.

ATTENDANCE: What is the expected (estimated) attendance for this event? 100

AMUSEMENT: Do you plan to have any amusement or carnival rides? YES NO

If yes, you are required to obtain a permit through the City Clerk's Office.

REST ROOMS: Are you planning to provide portable rest rooms at the event? YES NO

If yes, how many? Restrooms provides at P: T Fitness

As an event organizer, you must consider the availability of rest room facilities during this event. Consideration should be made regarding the type of event, the length of time it will be held, the number of people, etc. You must determine the rest room facilities in the immediate area of the event venue and then identify the potential need for portable facilities. Remember to identify accessible facilities for ADA requirements as well.

OTHER REQUESTS: None.

INSURANCE: All sponsors of special events must carry liability insurance with coverage of at least \$500,000. An event sponsor must provide a valid certificate of insurance naming the City of Jackson and Downtown Development Authority as an additional insured party on the policy, for the specified event.

CERTIFICATION AND SIGNATURE: I understand and agree on behalf of the sponsoring organization that:

A Certificate of Insurance must be provided which names the City of Jackson as an additional named insured party on the policy.

A \$25 Special Event Application fee must be submitted along with this Special event Application.


All food vendors must be approved by the Jackson County Health Department, and each food or other vendor must provide the City of Jackson with a Certificate of Insurance which names the City of Jackson as an additional named insured party on the policy.

The approval of this special event may include additional requirements, limitations, or fees, based on the City's review of this application.

Applicants who fail to clean up and repair damages to the Event Area may be billed for City services and such failure will be considered for future applications.

As the duly authorized agent of the sponsoring organization, I am applying for approval of this Special Event, affirm the above understandings, and agree that my sponsoring organization will comply with the terms of the written confirmation of approval, and all other City requirements, ordinances and other laws, which apply to this Special Event. By signing this Special Event Application, I declare I am 21 years of age or older.

Signature of Sponsoring Organization's Agent

A handwritten signature in black ink, appearing to be "D. J. [unclear]", written over a horizontal line.

Date

1/18/12



Jackson Downtown Development Authority

May 15, 2012

MEMO TO: Honorable Mayor and City Council Members

FROM: Jonathan Greene, Executive Director JG

SUBJECT: Special Event Application: Juneteenth

MOTION Approval of the request from Jackson Community College to conduct Juneteenth at the Riverwalk Amphitheater on Saturday, June 16th, 2012 from 6:00 p.m. to 9:00 p.m. This event is contingent upon receipt of proper insurance coverage, as insurance company requires purchase of non-refundable special event insurance.

DEPARTMENTAL APPROVAL SUMMARY

Approvals noted below by each department indicate they have been made aware of the request and the capacity of their department has been met. Conditions of their approval and special considerations are noted.

Department	Approval	Denial	Economic Impact
Police	x		\$0
Fire	x		\$0
Engineering	x		\$0
Public Works	x		\$150
Recreation	x		\$0
DDA	x		\$0
			<hr/>
			\$150

Conditions and Considerations: None

Insurance Status: Pending

att: Special Event Application: Juneteenth
JG/jt

**CITY OF JACKSON
SPECIAL EVENT APPLICATION**

Downtown Development Authority ~ 161 W. Michigan Avenue ~ Jackson, MI 49201
(517) 768-6410

Date Received By DDA Office: 4/16/12 Time: 9am By: JH

Please complete this application in accordance with the City of Jackson Special Events Policy, and return it to the Office of the Downtown Development Authority at least 30 calendar days before the first day of the event.

Sponsoring Organization's Legal Name: JCC Multicultural Relations

Organization Address: 2111 Emmons Rd., Jackson, MI 49201

Organization Agent Lee Hampton Title: Director

Phone: (work) 517-796-8470 Phone: (home) 517-812-2019 Phone: (during the event) 517-812-2019

Agent's Address 2111 Emmons Rd., Jackson, MI 49201

Agent's E-Mail Address hamptonleem@jccmi.edu

Event Name Juneteenth

Please give a brief description of the proposed special event: National celebration to commemorate the Emancipation Proclamation – a celebration of freedom!

Event Day(s) & Date(s) Saturday, June 16, 2012

Event Time(s) 6 PM – 9 PM

Set-Up Date & Time 4 PM – 6 PM Tear-Down Date & Time 9 PM – 10 PM

Event Location Amphitheater downtown

ANNUAL EVENT: Is this event expected to occur next year? (circle one) YES NO
How many years has this event occurred? three

MAP: (a) If your event will use streets or sidewalks (for a parade, run, etc.) or will use multiple locations, please attach a complete map showing the assembly and dispersal locations and the route plan. (b) Show any streets or parking lots that you are requesting to be blocked off, and location of vendors, if any. A final map, if different, must be provided seven (7) days before the event. (c) Please show an emergency vehicle access lane.

STREET CLOSURES: Start Date/Time _____ through Date/Time: _____

RESERVED PARKING: Are you requesting reserved parking? YES NO
If yes, list the number of street spaces, City lots or locations where parking is requested:

VENDORS: Food Concessions? YES NO Other Vendors? YES NO

DO YOU PLAN TO HAVE ALCOHOL SOLD/SERVED AT THIS EVENT? YES NO

If yes, please attach liquor license and liquor liability insurance.

If yes, what time? _____ until _____

ENTERTAINMENT: Are there any entertainment features related to this event? YES NO
If yes, provide an attachment listing all bands/performers, type of entertainment, and performance schedule.

ATTENDANCE: What is the expected (estimated) attendance for this event? 500

AMUSEMENT: Do you plan to have any amusement or carnival rides? YES NO
If yes, you are required to obtain a permit through the City Clerk's Office.

REST ROOMS: Are you planning to provide portable rest rooms at the event? YES NO
If yes, how many? two

As an event organizer, you must consider the availability of rest room facilities during this event. Consideration should be made regarding the type of event, the length of time it will be held, the number of people, etc. You must determine the rest room facilities in the immediate area of the event venue and then identify the potential need for portable facilities. Remember to identify accessible facilities for ADA requirements as well.

OTHER REQUESTS: (i.e., Police Department assistance, Fire Dept., street closures, electrical, etc.)

1. Water Supply for Food Concessions

3-4 garbage receptacles please

INSURANCE: All sponsors of special events must carry liability insurance with coverage of at least \$500,000. An event sponsor must provide a valid certificate of insurance naming the City of Jackson and Downtown Development Authority as an additional insured party on the policy, for the specified event.

CERTIFICATION AND SIGNATURE: I understand and agree on behalf of the sponsoring organization that:
A Certificate of Insurance must be provided which names the City of Jackson as an additional named insured party on the policy.

A \$25 Special Event Application fee must be submitted along with this Special event Application.


All food vendors must be approved by the Jackson County Health Department, and each food or other vendor must provide the City of Jackson with a Certificate of Insurance which names the City of Jackson as an additional named insured party on the policy.

The approval of this special event may include additional requirements, limitations, or fees, based on the City's review of this application.

Applicants who fail to clean up and repair damages to the Event Area may be billed for City services and such failure will be considered for future applications.

As the duly authorized agent of the sponsoring organization, I am applying for approval of this Special Event, affirm the above understandings, and agree that my sponsoring organization will comply with the terms of the written confirmation of approval, and all other City requirements, ordinances and other laws, which apply to this Special Event. By signing this Special Event Application, I declare I am 21 years of age or older.

April 6, 2012
Date


Signature of Sponsoring Organization's Agent

**RETURN THIS APPLICATION at least thirty (30) days before the first day of the event to:
DOWNTOWN DEVELOPMENT AUTHORITY
161 W. MICHIGAN AVENUE JACKSON, MI 49201**



Jackson Downtown Development Authority

MAY 15, 2012

MEMO TO: Honorable Mayor and City Council Members

FROM: Jonathan Greene, Executive Director JG

SUBJECT: Special Event Application: July 3rd Fireworks Show

MOTION Approval of the request from the Jackson County Parks Department to conduct their annual July 3rd Fireworks Show at Sparks Park (Cascades) on Tuesday, July 3rd, 2012 from 5:00 p.m. to 10:00 p.m. (Rain date of July 5th, 2012) Insurance approval has been granted by the City Attorney, and additional coverage for the City of Jackson is being processed through the Michigan Municipal League.

DEPARTMENTAL APPROVAL SUMMARY

Approvals noted below by each department indicate they have been made aware of the request and the capacity of their department has been met. Conditions of their approval and special considerations are noted.

Department	Approval	Denial	Economic Impact
Police	x		\$1,800
Fire	x		\$0
Engineering	x		\$0
Public Works	x		\$ 656
Recreation	x		\$0
DDA	x		\$0
			<hr/>
			\$2,456.00

Conditions and Considerations: None

Insurance Status: Approved

att: Special Event Application: July 3rd Fireworks Show
JG/jt



CITY OF JACKSON
SPECIAL EVENT APPLICATION
 City Clerk's Office * 161 W. Michigan Avenue * Jackson, MI 49201
 (517) 788-4025

Date Received By Clerk's Office: 3/26/12 Time: 2:00 By: [Signature]

Please complete this application in accordance with the City of Jackson Special Events Policy, and return it to the Office of the City Clerk at least 30 calendar days before the first day of the event.

Sponsoring Organization's Legal Name: Jackson County Parks Department
 Organization Address: 1992 Warren Avenue, Jackson MI 49203
 Organization Agent: Becky Humphrey Title: Administrative Assistant
 Phone: Work 517-768-2901 Home _____ During event Brandon Ransom 937-3769
 Agent's Address: 1992 Warren Avenue, Jackson MI 49203
 Agent's E-Mail Address: bhumphre@co.jackson.mi.us
 Event Name: July 3rd Fireworks Show

Please give a brief description of the proposed special event:
Fireworks, Live Entertainment, Food Vendors
(Rain Date, Thurs, July 5th)
 Event Day(s) & Date(s): Tues, July 3rd Event Time(s): Starts 5 pm
 Set-Up Date & Time: 9 a.m. July 3rd Tear-Down Date & Time: 11 p.m. July 3rd
 Event Location: The Cascades Park

ANNUAL EVENT: Is this event expected to occur next year? YES NO How many years has this event occurred? 21+

MAP: (a) If your event will use streets or sidewalks (for a parade, run, etc.) or will use multiple locations, please attach a complete map showing the assembly and dispersal locations and the route plan. (b) Show any streets or parking lots that you are requesting to be blocked off, and location of vendors, if any. A final map, if different, must be provided seven (7) days before the event. (c) Please show an emergency vehicle access lane.

STREET CLOSURES: Start Date/ Time: Jul 3rd - noon through Date/ Time: Jul 3rd - 11 p.m.

RESERVED PARKING: Are you requesting reserved parking? YES NO
 If yes, list the number of street spaces, City lots or locations where parking is requested:

VENDORS: Food Concessions? YES NO Other Vendors? YES NO

DO YOU PLAN TO HAVE ALCOHOL SOLD/SERVED AT THIS EVENT? YES NO

If yes, are liquor license and liquor liability insurance attached? YES NO
 If yes, what time? n/a until n/a



CITY OF JACKSON
SPECIAL EVENT APPLICATION, Page 2
 City Clerk's Office * 161 W. Michigan Avenue * Jackson, MI 49201
 (517) 788-4025

ENTERTAINMENT: Are there any entertainment features related to this event? YES NO *on County Property*
 If yes, provide an attachment listing all bands/performers, type of entertainment, and performance schedule.

ATTENDANCE: What is the expected (estimated) attendance for this event? 10,000 - 15,000

AMUSEMENT: Do you plan to have any amusement or carnival rides? YES NO
 If yes, you are required to obtain a permit through the City Clerk's Office.

REST ROOMS: Are you planning to provide portable rest rooms at the event? YES NO If yes, how many? 12-15
 As an event organizer, you must consider the availability of rest room facilities during this event. Consideration should be made regarding the type of event, the length of time it will be held, the number of people, etc. You must determine the rest room facilities in the immediate area of the event venue and then identify the potential need for portable facilities. Remember to identify accessible facilities for ADA requirements as well.

OTHER REQUESTS: (i.e., Police Department assistance, Fire Dept., street closures, electrical, etc.)
Street Closure at Brown & Randolph & Brown & Denton
Police for crowd control and traffic control in the Park

INSURANCE: All sponsors of special events must carry liability insurance with coverage of at least \$500,000. An event sponsor must provide a valid certificate of insurance naming the City of Jackson as an additional insured party on the policy. A sponsor of a Low Hazard event may request that City Council waive the insurance requirement and execute a Hold Harmless and Indemnification Agreement. This event qualifies consideration for Low Hazard because:

CERTIFICATION AND SIGNATURE: I understand and agree on behalf of the sponsoring organization that:
 A Certificate of Insurance must be provided which names the City of Jackson as an additional named insured party on the policy or I am requesting that City Council waive the insurance requirement for this Low Hazard Event as identified in paragraph above related to insurance, and I have executed the Hold Harmless and Indemnification Agreement on behalf of the event sponsor.
 All food vendors must be approved by the Jackson County Health Department, and each food or other vendor must provide the City of Jackson with a Certificate of Insurance which names the City of Jackson as an additional named insured party on the policy.
 The approval of this special event may include additional requirements or limitations, based on the City's review of this application.
 Applicants who fail to clean up and repair damages to the Event Area may be billed for City services and such failure will be considered for future applications.
 As the duly authorized agent of the sponsoring organization, I am applying for approval of this Special Event, affirm the above understandings, and agree that my sponsoring organization will comply with the terms of the written confirmation of approval, and all other City requirements, ordinances and other laws, which apply to this Special Event. By signing this Special Event Application, I declare I am 21 years of age or older.

3.27.12
 Date

Becky Humphrey
 Signature of Sponsoring Organization's Agent

RETURN THIS APPLICATION at least thirty (30) days before the first day of the event to:
 CITY CLERK'S OFFICE - ATTN: ANGELA ARNOLD
 161 W. MICHIGAN AVENUE - JACKSON, MI 49201



Jackson Downtown Development Authority

MAY 15, 2012

MEMO TO: Honorable Mayor and City Council Members

FROM: Jonathan Greene, Executive Director JG

SUBJECT: Special Event Application: End of Summer Fireworks Show

MOTION Approval of the request from the Jackson County Parks Department to conduct their annual End of Summer Fireworks Show at Sparks Park (Cascades) on Saturday, September 1st, 2012 from 5:00 p.m. to 10:00 p.m. (Rain date of September 2nd, 2012) Insurance approval has been granted by the City Attorney, and additional coverage for the City of Jackson is being processed through the Michigan Municipal League.

DEPARTMENTAL APPROVAL SUMMARY

Approvals noted below by each department indicate they have been made aware of the request and the capacity of their department has been met. Conditions of their approval and special considerations are noted.

Department	Approval	Denial	Economic Impact
Police	x		\$1,800
Fire	x		\$0
Engineering	x		\$0
Public Works	x		\$ 656
Recreation	x		\$0
DDA	x		\$0
			<hr/>
			\$2,456.00

Conditions and Considerations: None

Insurance Status: Approved

att: Special Event Application: End of Summer Fireworks Show
JG/jt



CITY OF JACKSON
SPECIAL EVENT APPLICATION
 City Clerk's Office * 161 W. Michigan Avenue * Jackson, MI 49201
 (517) 788-4025

Date Received By Clerk's Office: 3/28/12 **Time:** 8am **By:** JT

Please complete this application in accordance with the City of Jackson Special Events Policy, and return it to the Office of the City Clerk at least 30 calendar days before the first day of the event.

Sponsoring Organization's Legal Name: Jackson County Parks Department
 Organization Address: 1992 Warren Avenue, Jackson MI 49203
 Organization Agent: Becky Humphrey Title: Administrative Assistant
 Phone: Work 517-768-2901 Home: _____ During event: Brandon Ransom-Director 517-937-3767
 Agent's Address: 1992 Warren Avenue, Jackson, MI 49203
 Agent's E-Mail Address: bhumphre@co.jackson.mi.us
 Event Name: End of Summer Fireworks Show

Please give a brief description of the proposed special event:
Fireworks, Live Entertainment, and Food Vendors
(Rain Date Sun., Sept 2, 2012)
 Event Day(s) & Date(s): Sat., Sept 1, 2012 Event Time(s): Starts at 5pm
 Set-Up Date & Time: 9 A.M., Sept 1, 2012 Tear-Down Date & Time: 11 pm, Sept 1, 2012
 Event Location: Cascades Park

ANNUAL EVENT: Is this event expected to occur next year? YES NO How many years has this event occurred? 21+

MAP: (a) If your event will use streets or sidewalks (for a parade, run, etc.) or will use multiple locations, please attach a complete map showing the assembly and dispersal locations and the route plan. (b) Show any streets or parking lots that you are requesting to be blocked off, and location of vendors, if any. A final map, if different, must be provided seven (7) days before the event. (c) Please show an emergency vehicle access lane.

STREET CLOSURES: Start Date/ Time: Sept 1, -noon through Date/ Time: Sept 1, 11p.m.

RESERVED PARKING: Are you requesting reserved parking? YES NO
 If yes, list the number of street spaces, City lots or locations where parking is requested:

VENDORS: Food Concessions? YES NO Other Vendors? YES NO

on County Property
DO YOU PLAN TO HAVE ALCOHOL SOLD/SERVED AT THIS EVENT? YES NO
 If yes, are liquor license and liquor liability insurance attached? YES NO
 If yes, what time? n/a until n/a



ENTERTAINMENT: Are there any entertainment features related to this event? YES NO *on County Property*
 If yes, provide an attachment listing all bands/performers, type of entertainment, and performance schedule.

ATTENDANCE: What is the expected (estimated) attendance for this event? 8,000 - 10,000

AMUSEMENT: Do you plan to have any amusement or carnival rides? YES NO
 If yes, you are required to obtain a permit through the City Clerk's Office.

REST ROOMS: Are you planning to provide portable rest rooms at the event? YES NO If yes, how many? 12
 As an event organizer, you must consider the availability of rest room facilities during this event. Consideration should be made regarding the type of event, the length of time it will be held, the number of people, etc. You must determine the rest room facilities in the immediate area of the event venue and then identify the potential need for portable facilities. Remember to identify accessible facilities for ADA requirements as well.

OTHER REQUESTS: (i.e., Police Department assistance, Fire Dept., street closures, electrical, etc.)
Street Closure of Brown & Renoloph and Brown & Denton
Police for crowd control & Traffic control in the Park

INSURANCE: All sponsors of special events must carry liability insurance with coverage of at least \$500,000. An event sponsor must provide a valid certificate of insurance naming the City of Jackson as an additional insured party on the policy. A sponsor of a Low Hazard event may request that City Council waive the insurance requirement and execute a Hold Harmless and Indemnification Agreement. This event qualifies consideration for Low Hazard because:
SEE attached

CERTIFICATION AND SIGNATURE: I understand and agree on behalf of the sponsoring organization that:
 A Certificate of Insurance must be provided which names the City of Jackson as an additional named insured party on the policy or I am requesting that City Council waive the insurance requirement for this Low Hazard Event as identified in paragraph above related to insurance, and I have executed the Hold Harmless and Indemnification Agreement on behalf of the event sponsor.
 All food vendors must be approved by the Jackson County Health Department, and each food or other vendor must provide the City of Jackson with a Certificate of Insurance which names the City of Jackson as an additional named insured party on the policy.
 The approval of this special event may include additional requirements or limitations, based on the City's review of this application.
 Applicants who fail to clean up and repair damages to the Event Area may be billed for City services and such failure will be considered for future applications.
 As the duly authorized agent of the sponsoring organization, I am applying for approval of this Special Event, affirm the above understandings, and agree that my sponsoring organization will comply with the terms of the written confirmation of approval, and all other City requirements, ordinances and other laws, which apply to this Special Event. By signing this Special Event Application, I declare I am 21 years of age or older.

03.27.12
 Date

Becky Humphrey
 Signature of Sponsoring Organization's Agent

RETURN THIS APPLICATION at least thirty (30) days before the first day of the event to:
 CITY CLERK'S OFFICE - ATTN: ANGELA ARNOLD
 161 W. MICHIGAN AVENUE - JACKSON, MI 49201



Jackson Downtown Development Authority

May 15, 2012

MEMO TO: Honorable Mayor and City Council Members

FROM: Jonathan Greene, Executive Director JS

SUBJECT: Special Event Application: 28th Annual Allegiance Race to Health

MOTION Approval of the request from Allegiance Health to conduct the 28th Annual Allegiance Race to Health at 205 N East Avenue on Saturday, September 8th, 2012 from 8:00 a.m. to 12:00 p.m. Insurance approval has been granted by the City Attorney.

DEPARTMENTAL APPROVAL SUMMARY

Approvals noted below by each department indicate they have been made aware of the request and the capacity of their department has been met. Conditions of their approval and special considerations are noted.

Department	Approval	Denial	Economic Impact
Police	x		\$395
Fire	x		\$0
Engineering	x		\$0
Public Works	x		\$0
Recreation	x		\$0
DDA	x		\$0
			<hr/>
			\$395

Conditions and Considerations:

- Any markings on pavement/sidewalk will need to be done in temporary marker, ie chalk

Insurance Status: Approved

att: Special Event Application: 28th Annual Allegiance Race to Health
JG/jt

**CITY OF JACKSON
SPECIAL EVENT APPLICATION**

Downtown Development Authority ~ 161 W. Michigan Avenue ~ Jackson, MI 49201
(517) 768-6410

Date Received By DDA Office: 3/12/12 Time: 3am By: J

Please complete this application in accordance with the City of Jackson Special Events Policy, and return it to the Office of the Downtown Development Authority at least 30 calendar days before the first day of the event.

Sponsoring Organization's Legal Name: Alligiance Health

Organization Address: 205 N. East Ave.

Organization Agent Julie Jank Title: Special Projects Consultant

Phone: (work) 81-7455 Phone: (home) _____ Phone: (during the event) 612-9971

Agent's Address 205 N. East Ave.

Agent's E-Mail Address Julie.Jank@AlligianceHealth.org

Event Name 28th Annual Alligiance Race to Health

Please give a brief description of the proposed special event: 5 mile run, 5 K Walk
5 K RUN

Event Day(s) & Date(s) Saturday, Sept. 8, 2012

Event Time(s) 8:00AM

Set-Up Date & Time 9/8/12 6:00 AM Tear-Down Date & Time 9/8/12 Noon

Event Location 205 N. East Avenue

ANNUAL EVENT: Is this event expected to occur next year? (circle one) YES NO
How many years has this event occurred? 27

MAP: (a) If your event will use streets or sidewalks (for a parade, run, etc.) or will use multiple locations, please attach a complete map showing the assembly and dispersal locations and the route plan. (b) Show any streets or parking lots that you are requesting to be blocked off, and location of vendors, if any. A final map, if different, must be provided seven (7) days before the event. (c) Please show an emergency vehicle access lane.

STREET CLOSURES: Start Date/Time 9/8/12 10 AM through Date/Time: 9/8/12 NOON

RESERVED PARKING: Are you requesting reserved parking? YES NO
If yes, list the number of street spaces, City lots or locations where parking is requested:

VENDORS: Food Concessions? YES NO Other Vendors? YES NO

DO YOU PLAN TO HAVE ALCOHOL SOLD/SERVED AT THIS EVENT? YES NO
If yes, please attach liquor license and liquor liability insurance.
If yes, what time? _____ until _____

CITY OF JACKSON
SPECIAL EVENT APPLICATION, Page 2
Downtown Development Authority
161 W. Michigan ~ Jackson, MI 49201 ~ (517) 768-6410

ENTERTAINMENT: Are there any entertainment features related to this event? YES NO
If yes, provide an attachment listing all bands/performers, type of entertainment, and performance schedule.

ATTENDANCE: What is the expected (estimated) attendance for this event? 1,000

AMUSEMENT: Do you plan to have any amusement or carnival rides? YES NO
If yes, you are required to obtain a permit through the City Clerk's Office.

REST ROOMS: Are you planning to provide portable rest rooms at the event? YES NO
If yes, how many? 3

As an event organizer, you must consider the availability of rest room facilities during this event. Consideration should be made regarding the type of event, the length of time it will be held, the number of people, etc. You must determine the rest room facilities in the immediate area of the event venue and then identify the potential need for portable facilities. Remember to identify accessible facilities for ADA requirements as well.

OTHER REQUESTS: (i.e., Police Department assistance, Fire Dept., street closures, electrical, etc.)

Police Department assistance requested at major intersections for 2 Races
* Closures marked on enclosed map.

INSURANCE: All sponsors of special events must carry liability insurance with coverage of at least \$500,000. An event sponsor must provide a valid certificate of insurance naming the City of Jackson and Downtown Development Authority as an additional insured party on the policy, for the specified event.

CERTIFICATION AND SIGNATURE: I understand and agree on behalf of the sponsoring organization that:

A Certificate of Insurance must be provided which names the City of Jackson as an additional named insured party on the policy.

A \$25 Special Event Application fee must be submitted along with this Special event Application.

All food vendors must be approved by the Jackson County Health Department, and each food or other vendor must provide the City of Jackson with a Certificate of Insurance which names the City of Jackson as an additional named insured party on the policy.

The approval of this special event may include additional requirements, limitations, or fees, based on the City's review of this application.

Applicants who fail to clean up and repair damages to the Event Area may be billed for City services and such failure will be considered for future applications.

As the duly authorized agent of the sponsoring organization, I am applying for approval of this Special Event, affirm the above understandings, and agree that my sponsoring organization will comply with the terms of the written confirmation of approval, and all other City requirements, ordinances and other laws, which apply to this Special Event. By signing this Special Event Application, I declare I am 21 years of age or older.

3/27/12
Date

Julie A. Jenk
Signature of Sponsoring Organization's Agent

**RETURN THIS APPLICATION at least thirty (30) days before the first day of the event to:
DOWNTOWN DEVELOPMENT AUTHORITY
161 W. MICHIGAN AVENUE JACKSON, MI 49201**

4/26/2012

MAYOR GRIFFIN,

AFTER ALMOST THREE YEARS I WILL
NO LONGER BE ABLE TO SERVE ON
THE BCBA. THIS WILL BE EFFECTIVE
MAY 1, 2012. I WILL NO LONGER
BE A RESIDENT OF THE CITY OF
JACKSON.

THANK YOU FOR THE OPPORTUNITY TO
SERVE OUR COMMUNITY.

Sincerely,



PAUL A. MCWALTERS

3163 MCCAW RD

JACKSON, MI 49203



Department of Public Works - Engineering

161 W. Michigan Avenue - Jackson, MI 49201
Telephone: (517) 788-4160 — Facsimile: (517) 768-6435

CITY COUNCIL MEETING
MAY 15, 2012

MEMO TO: Honorable Mayor and City Councilmembers

FROM: Patrick Burtch, Deputy City Manager
Jon H. Dowling, P.E., City Engineer

SUBJECT: Engineer's Report for High Street Paving - Cooper Street to Losey Avenue

MOTION: CONSIDERATION OF THE REQUEST TO RECEIVE THE ENGINEER'S REPORT FOR STREET CONSTRUCTION ON HIGH STREET FROM COOPER STREET LOSEY AVENUE, AND ESTABLISHMENT OF JUNE 12, 2012, AT THE CITY COUNCIL MEETING AS THE TIME AND PLACE TO HOLD A PUBLIC HEARING OF NECESSITY.

The Department of Engineering requests that City Council establish a public hearing of necessity to be held June 12, 2012, for street paving on High Street from Cooper Street to Losey Avenue. This report is prepared for City Council per the Assessment Policy regarding the necessity of street construction.

Department of Engineering records show that this section of High Street was constructed in 1968, and was chip and crack sealed in 1998. The existing pavement has deteriorated with wide cracks and potholes throughout. The existing curb is in good condition. The attached photographs show the current street conditions.

The Department of Engineering proposes to mill 4 inches off the roadway and resurface with two courses of asphalt. A section of 500 feet centered on the railroad crossing will be reconstructed with new curb and a new full depth pavement section on an improved vertical alignment to provide a smoother crossing than the rough and bumpy crossing that currently exists. Estimated construction costs and funding are as follows:

Street Paving (MDOT/FHWA)	\$393,000.00
Street Paving (Assessments)	<u>\$179,296.53</u>
Total Project Cost	\$572,296.53

The established individual assessment information has been reviewed by the City Assessor and includes corner lots where applicable. According to the City Code, the City Assessor determines if corner lots benefits are granted. Associated costs are shown on the attached assessment maps. If this project is ordered, the assessment roll can be spread over a period of time. The number of years is based on the highest individual assessment amount that produces the longest period of time allowed for payment. Based on a schedule of assessments adopted for this project, the number of annual installment periods will be ten.

TRW:sms

c: Dave Taylor, City Assessor
Lynn Fessel, City Clerk
Randal T. McMunn, P.E., Assistant City Engineer
Troy R. White, P.E., Civil Engineer III



Photo 1: Facing east from south lane from east of Cooper



Photo 2: Facing east from north lane at the Grand River



Photo 3: Facing east from centerline from west of Elm



Photo 4: Facing west from centerline west of Losey

MATCHLINE, SEE SHEET 2

D B L PROPERTIES LLC 6-1713
 4900 CLYDE PARK AVE SW \$16,149.00
 GRAND RAPIDS, MI 49509
 (1411 E HIGH ST)

1-2
350'

LOCUST (UNOPENED)

ATLAS WELDING 6-1711.A
 1503 E HIGH ST \$4,014.18
 JACKSON, MI 49203

DAY, JOHN A & SHARON L 6-1711
 1505 E HIGH ST \$10,012.38
 JACKSON, MI 49203

1-2
87'

1-2
217'

DAY, JOHN A & SHARON L 6-1818.1
 1505 E HIGH ST \$4,975.00
 JACKSON, MI 49203
 (E HIGH ST)

1-2
140'

PLAN 824 LLC 6-1819.01
 3381 HATHAWAY LN \$8,766.60
 JACKSON, MI 49201
 (1605 E HIGH ST)

1-2
190'

MYGRANTS, TERRY L & PAULINE M 6-1819
 3381 HATHAWAY LN \$15,226.20
 JACKSON, MI 49201
 (1705 E HIGH ST)

1-2
330'

HOME BUILDERS ASSOCIATION OF JACKSON, INC 6-1820
 1815 E HIGH ST \$13,380.60
 JACKSON, MI 49203
 (1606 LOSEY ST)

1-1
290'

124.5'
ROW

PROJECT LIMIT

WALNUT (UNOPENED)

6-1701 KISTKA, WILLIAM ET AL
 \$150.00 1406 LOCUST ST
 JACKSON, MI 49203
 (WALNUT ST)

132'
1-2

6-1702 WISNIEWSKI, MICHAEL G TRUST
 \$1,523.28 1406 LOCUST ST
 JACKSON, MI 49203
 (1530 LOCUST ST)

132'
1-2

LOCUST

6-1704 MALIPSEY, FREDERICK J LE
 \$1,998.20 1529 LOCUST
 JACKSON, MI 49203

258.5'
1-2

S ELM AVE

6-1812 KLEIN BROTHERS LLC
 \$13,380.60 1215 LEWIS ST
 JACKSON, MI 49203
 (1610 E HIGH ST)

290'
1-2

6-1813 WLW PROPERTY MANAGEMENT LLC
 \$15,226.20 1710 E HIGH ST
 JACKSON, MI 49203

330'
1-2

6-1814 LYKE INVESTMENT CO LLC
 \$13,380.60 1810 E HIGH ST
 JACKSON, MI 49203

290'
1-2

LOSEY AVE

80'

E HIGH STREET

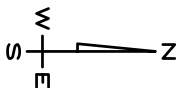
120'
ROW

66'

66'

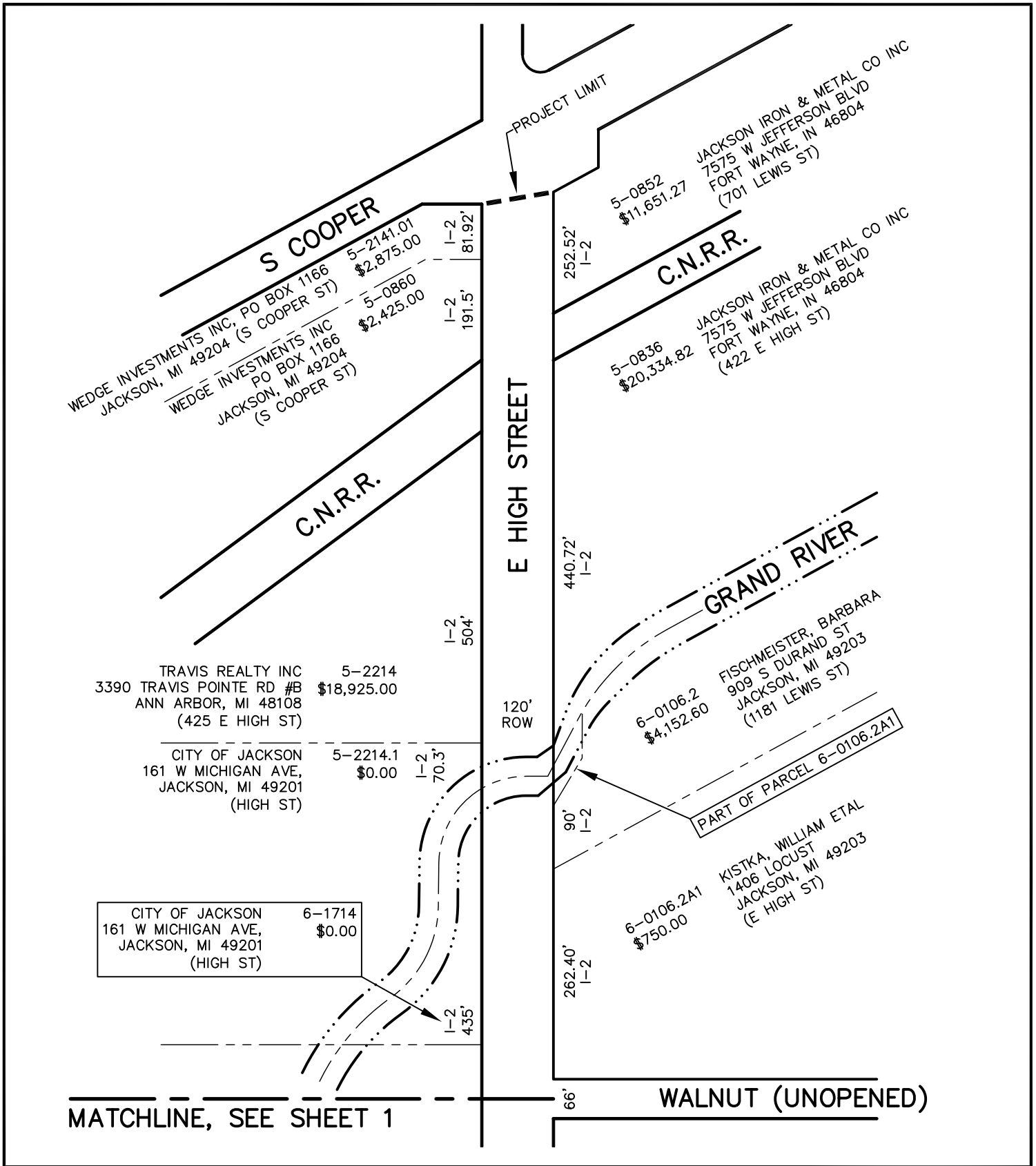
80'

80'



SCALE: N.T.S.
 DATE: 05/02/12
 DRAWN BY: TRW
 CITY OF JACKSON
 DEPARTMENT OF
 ENGINEERING

**ASSESSMENT MAP HIGH STREET
 FROM LOSEY TO COOPER
 PAGE 1 OF 2**



	SCALE: N.T.S.	ASSESSMENT MAP HIGH STREET FROM LOSEY TO COOPER PAGE 2 OF 2
	DATE: 05/02/12	
	DRAWN BY: TRW	
	CITY OF JACKSON DEPARTMENT OF ENGINEERING	



CITY COUNCIL MEETING
May 15, 2012

MEMO TO: Mayor and City Councilmembers

FROM: Andrew R. Frounfelker, Chairman
Finance/Tax Policy Committee

DATE: April 26, 2012

SUBJECT: Finance/Tax Policy Committee Report

The Finance/Tax Policy Committee met on Tuesday, April 24, 2012, with Committee Member Martin Griffin, and myself in attendance along with City staff.

The Finance/Tax Policy Committee discussed DPW charge backs and how to make the process more flexible. They also discussed outstanding debt collections, including the Administrative Hearings Bureau, and how they might be tracked and collected. The City Manager and Finance Director will review the system.

ARF:skh

CITY OF JACKSON



Office of Mayor
Martin J. Griffin

161 W. Michigan Ave.
Jackson, MI 49201
Phone: (517) 788-4028
Facsimile (517) 768-5820

MICHIGAN CITY COUNCIL MEETING May 15, 2012

MEMO TO: City Councilmembers

FROM: Martin J. Griffin, Mayor *mjg*

DATE: May 8, 2012

SUBJECT: Building Code Board of Appeals

MOTION: Approval of the Mayor's recommendation to appoint Jon Dowling to the Building Code Board of Appeals filling a current vacancy, beginning immediately, and ending October 13, 2014.

In accordance with City Code, Sec. 2-341, the City Engineer and the Fire Chief are members because of their offices. The Building Official is an Ex-Officio member. The Mayor and City Council appoint five members to three-year terms. One citizen is a realtor.

Due to recent changes at DPW, Patrick Burtch serves by virtue of his office on the Building Code Board of Appeals. It is my desire, therefore, to appoint Jon Dowling to the Building Code Board of Appeals filling a current vacancy.

MJG:skh

APP-CC

CITY OF JACKSON



Office of Mayor
Martin J. Griffin

161 W. Michigan Ave.
Jackson, MI 49201
Phone: (517) 788-4028
Facsimile (517) 768-5820

MICHIGAN CITY COUNCIL MEETING May 15, 2012


MEMO TO: City Councilmembers
FROM: Martin J. Griffin, Mayor *mjg/s*
DATE: May 8, 2012
SUBJECT: Jackson District Library Board of Trustees

MOTION: Approval of the Mayor's recommendation to appoint Debra Carmody to the Jackson District Library Board filling a current vacancy beginning immediately, and ending August 23, 2015.

Pursuant to the provisions of Act 24 of the Public Acts of 1989, City/County District Library System resolution adopted August 23, 1977, and the City/County amendment dated January 4, 1993, a seven member voting board is appointed serving four-year terms. Three members appointed by City Council, three members appointed by County Commission and *seventh member appointed alternately by City and County.

It is my desire, therefore, to appoint Debra Carmody to the Jackson District Library Board of Trustees filling a vacancy beginning immediately, and ending August 23, 2015.

MJG:skh



City of Jackson Board/Commission Application

Name: Debra Carmody

Address: 909 South Thompson Zip: 49203

Home Phone: 734 904 8466 Other Phone: 817 787 7387 x11

Occupation: Executive Director - Cascades Humane Society

Community Involvement/Activity

Rotary Club of Jackson

Harriet Meyers Business & Professional Women

Are you a registered voter? YES Ward? Six

Which Board or Commission(s) are you interested in?

1. JAX District Library Board 2. _____

3. _____

List additional information you feel may be pertinent to board or commission

Served as Director of Development for the Metropolitan Library System of Oklahoma County - 13 libraries

Feel free to attach any information. (Resume, press clippings)

APPLICATION WILL BE KEPT ON FILE FOR ONE YEAR

Debra Carmody
Signature of Applicant

5/3/12
Date

Please return to Mayor's Office, City of Jackson, 161 W. Michigan Avenue, Jackson, MI 49201

DEBRA CARMODY

909 South Thompson
Jackson, MI 49203
(734) 904-8466
sdcardody@yahoo.com

PROFESSIONAL EXPERIENCE

Cascades Humane Society
Jackson, MI
Executive Director
Since December 2005

Mary Anderson Center for the Arts
Mount Saint Francis, IN
Executive Director
August 1998 to April 2005

Neighborhood Alliance, Inc.
Oklahoma City, OK
Executive Director
March 1995 to August 1998

Oklahoma State University
Oklahoma City, OK
Adjunct Professor of Sociology
August 1996 to August 1998

American Red Cross – Cleveland County Chapter
Norman, OK
Executive Director/Associate Administrator of Blood Services
December 1993 – March 1995

Family Support Services
Amarillo, TX
Executive Director
May 1990 – December 1993

Metropolitan Library System of Oklahoma County
Oklahoma City, OK
Development Director – November 1986 to May 1990

Cimarron Circuit Opera Company
Norman, OK
General Manager – June 1982 to October 1986

University of Oklahoma Police Department
Norman, OK
Sergeant/Major Crimes – October 1976 to May 1982



Downtown Development Authority (DDA)

CITY COUNCIL MEETING
MAY 15, 2012

TO: Honorable Mayor and City Councilmembers

FROM: Downtown Development Authority – Jonathan Greene

SUBJECT: Redevelopment Project Area Liquor License

MOTION: Resolution to approve Randu Inc., for a new full year Class C Liquor License with Sunday Sales, Dance, Entertainment, and Outdoor Sales permits under MCLA 436.1521a(1)(b) to be located at 105 E. Michigan Ave, Jackson MI 49201.

At the August 17, 2010 regular City Council meeting, City Council approved a license under the original business incorporation name, The Golden Number Inc. The owners have since changed their corporation name with which to hold the liquor license and thus a new resolution is needed.

In order to proceed with the Michigan Liquor Control Commission, a revised resolution needs to be passed approving the new corporation, Randu Inc. for a Redevelopment Project Area Liquor License.

STATE OF MICHIGAN
DEPARTMENT OF LABOR & ECONOMIC GROWTH
LIQUOR CONTROL COMMISSION

RESOLUTION

At the Regular meeting of the Jackson City Council

called to order by Mayor Griffin on May 15, 2012 at _____ P.M.

The following resolution was offered:

Moved by _____ and supported by _____

That the request from:

Randu Inc., requests a new full year Class C license with Sunday Sales, Dance, Entertainment, and Outdoor Sales permits under MCLA 436.1521a(1)(b) to be located at 105 E. Michigan Ave. Jackson, MI 49201.

be considered for Approval "above all others"

APPROVAL

Yeas: _____

Nays: _____

Absent: _____

It is the consensus of this legislative body that the application be:

Recommended for issuance

State of Michigan _____)

County of _____)

I hereby certify that the foregoing is a true and complete copy of a resolution offered and

adopted by the _____ at a _____

meeting held on _____ .

SEAL

(Signed) _____
(Township, City or Village Clerk)

(Mailing address of Township, City or Village)



Department of Public Works - Engineering

161 W. Michigan Avenue - Jackson, MI 49201
Telephone: (517) 788-4160 — Facsimile: (517) 768-6435

CITY COUNCIL MEETING
MAY 15, 2012

MEMO TO: Honorable Mayor and City Councilmembers

FROM: Patrick Burtch, Deputy City Manager
Jon H. Dowling, P.E., City Engineer

SUBJECT: Resolution to Apply for a Michigan Department of Transportation Grant
For Wisner Street Repaving

MOTION: CONSIDERATION OF A RESOLUTION TO APPROVE AN APPLICATION TO THE MICHIGAN DEPARTMENT OF TRANSPORTATION (MDOT) FOR A TRANSPORTATION ECONOMIC DEVELOPMENT FUND (TEDF) CATEGORY F GRANT, AUTHORIZATION FOR THE CITY CLERK TO EXECUTE THE RESOLUTION, AND AUTHORIZATION FOR THE CITY ENGINEER TO FILE AN APPLICATION FOR THE REPAVING OF WISNER STREET FROM ARGYLE STREET TO MONROE STREET.

The Michigan Department of Transportation (MDOT) is accepting applications for Transportation Economic Development Fund (TEDF) Category F grants for fiscal year 2013-14. Appropriate road construction projects for Category F funding are those which improve access to the State all-season system, improve safety and all-season capabilities on routes with high commercial traffic, and/or improve access to state trunklines.

The Department of Engineering has evaluated City streets that are eligible for federal funding based upon the above criteria and selected Wisner Street from Argyle Street to Monroe Street as an appropriate candidate for Category F funding. We propose to replace deteriorated pavement on Wisner Street. Estimated cost for the proposed construction is \$360,000. The State share of this amount would be \$288,000 with the City share being \$72,000.

The Department of Engineering has been applying for grants to improve the streets in this commercial part of the City. In 2010, the City received ARRA funds to replace the pavement on Argyle Street from Wisner Street to West Avenue, and in 2006 the City received safety funds to widen Wisner from four to five lanes between North Street and Argyle.

I am requesting that the attached resolution to apply for Category F funding through the Michigan Department of Transportation for Wisner Street be approved, the City Clerk be authorized to execute the resolution, and the City Engineer be authorized to file an application.

If you have questions, please contact me.

RTM:sms

C: Laurence R. Shaffer, City Manager
Randall T. McMunn, P.E., Assistant City Engineer
Lynn Fessel, City Clerk

RESOLUTION

BY THE CITY COUNCIL:

WHEREAS, the Department of Engineering has determined that Wisner Street from Argyle Street to Monroe Street is in need of repaving; and

WHEREAS, The Michigan Department of Transportation has called for Transportation Economic Development Fund (TEDF) Category F projects; and

WHEREAS, if successful, the City will receive State funding in fiscal year 2013-2014 to finance 80% of construction costs, and the City will fund 20% of the construction cost and 100% of the engineering costs; and

WHEREAS, based upon engineering conceptual estimates, the projected construction cost is \$360,000, with the Category F amount of \$288,000; and

WHEREAS, 20% of the conceptual construction cost is \$72,000, and estimated engineering costs are \$71,000, for a total estimated City cost of \$143,000;

NOW, THEREFORE, BE IT RESOLVED, that the City Council of the City of Jackson hereby certifies its support of the filing by the City Engineer on behalf of the City of Jackson an application for Wisner Street pavement replacement and repaving from Argyle Street to Monroe Street under the Michigan Department of Transportation TEDF Program.

* * * * *

State of Michigan)
County of Jackson)ss
City of Jackson)

I, Lynn Fessel, City Clerk, in and for the City of Jackson, County and State aforesaid, do hereby certify that the foregoing is a true and complete copy of a resolution adopted by the Jackson City Council on the 15th day of May, 2012.

IN WITNESS WHEREOF, I have hereto affixed my signature and the Seal of the City of Jackson, Michigan, on this 16th day of May, 2012.

Lynn Fessel, City Clerk



Downtown Development Authority (DDA)

Memorandum

Date: May 10, 2012
To: City Council
From: Jonathan Greene, Executive Director
RE: 2012-13 DDA Budget

Motion: Approval of a resolution reauthorizing the collection of 1.9996 mills upon taxable real and tangible personal property not exempt by law in the DDA district for 2012-2013 pursuant to Act 197 of the Public Acts of 1975 as last amended.

Motion: Approval of the fiscal year 2012-13 Budget for the Downtown Development Authority pursuant to Act 197 of the Public Acts of 1975 as last amended.

Background:

Per MCL 125.1678 section 28 "Budget; cost of handling and auditing funds," Downtown Development Authorities must have their budgets approved by the municipalities governing body (City Council). Additionally, MCL 125.1662 section 12 "Ad valorem tax, provides "*Downtown Development Authorities may not collect more than 2 mills if the downtown district is in a municipality having a population of less than 1,000,000. The tax shall be collected by the municipality creating the authority levying the tax. The municipality shall collect the tax at the same time and in the same manner as it collects its other ad valorem taxes. The tax shall be paid to the treasurer of the authority and credited to the general fund of the authority for purposes of the authority.*

The attached budget and resolution was approved unanimously by the DDA Board of Directors at its May 10, 2012 meeting.

The DDA respectfully requests approval of both items.

RESOLUTION

BY THE CITY COUNCIL

WHEREAS, Act 197 of the Public Acts of 1975 as last amended authorized a levy by the City of an ad valorem tax of up to 2 mills upon taxable real and tangible personal property not exempt by law in the Downtown Development Authority District; and

WHEREAS, the Downtown Development Authority has requested the City Council to approve and authorize such a levy of 1.9996 mills in the Downtown Development Authority District; and

WHEREAS, it appears to the City Council that the levy of said tax is necessary for the proper administration and operation of the Downtown Development Authority.

NOW, THEREFORE, BE IT RESOLVED, that the Jackson City Council approves and orders the levy of a property tax of 1.9996 mills upon all taxable real and tangible personal property not exempt by law in the Downtown Development Authority District qualified under Act 198 of 1974; and

BE IT FURTHER RESOLVED, that it is ordered that an industrial facilities tax be levied upon the taxable valuation of all industrial property in the Downtown Development Authority District qualified under Act 198 of 1974; and

BE IT FURTHER RESOLVED, that it is ordered that lessees or users of tax exempt property be levied a tax on the taxable valuation of all property qualified under Act 189 of 1953 which is located in the Downtown Development Authority District; and

BE IT FURTHER RESOLVED, that the staff and officials of the City of Jackson are hereby directed to collect the tax at the same time and in the same manner as it collect is property taxes and to pay such funds as may be collect under such levy to the Treasurer of the Downtown Development Authority for crediting to the general fund of the Authority.

* * * * *

Revenue	11/12 Budget (amended)	12/13 Budget (approved)
501 Property Taxes	\$ 85,000	85,000
502 State Shared Revenue		
503 Interest Income	\$ 2,200	2,200
504 Façade	\$ -	-
505 Contributions		
505.01 General	\$ 24,000	24,000
505.05 Cruise Nights	\$ 7,600	7,600
505.07 Christmas Parade	\$ 3,700	3,500
505.10 Misc. Event	\$ 10,000	10,000
505.11 Picnic In The Park	\$ 1,000	1,000
505.14 Eve On The Ave	\$ 10,234	10,000
505.15 Scarecrow Row	\$ -	-
505.16 Amphitheater Applications	\$ 100	50
505.17 Amphimtheater Concert Series	\$ -	-
505.18 DDA Day Income	\$ -	-
505.26 Summer Planting	\$ 15,010	15,000
505.28 Gift Certificates	\$ 1,500	1,500
505.30 DDA Discount Cards	\$ -	-
505.31 Newsletter	\$ -	-
505.32 Farmers Market Income	\$ 15,821	12,500
505.33 Pride Program	\$ 5,000	3,500
506 Sponsorships	\$ -	-
532 Misc. Income	\$ 1,200	1,000
Total Revenue	\$ 182,365	176,850
Expenditures		
702 Executive Director Wages	\$ 55,120	57,325
706 Project Manager Wages	\$ -	-
707 Administrative Wages	\$ 22,800	33,072
708 Consultant and Professional Fees	\$ -	-
712 Executive Director Fringes	\$ 12,516	12,526
713 Administrative Fringes	\$ 4,721	6,380
716 Project Manager Fringes	\$ -	-
725 Accounting and Auditing	\$ 2,450	2,650
730 Office Supplies & Copying	\$ 2,500	2,500
732 Office Equipment	\$ 1,500	1,500
734 Bank Fees	\$ 100	-
738 Conference and Training	\$ 4,500	4,500
744 Memberships, Dues & Fees	\$ 1,800	1,800
748 Advertising & Promotion		
748.01 Newsletters	\$ 1,000	1,000
748.05 Misc. Advertising	\$ 2,500	2,500
756 Publications & Subscriptions	\$ 400	400
764 Telephone & Fax	\$ 400	400
785 Misc.	\$ 4,000	4,000
810 Event Expenses		
810.05 Cruise Nights	\$ 6,000	7,600
810.07 Christmas Parade	\$ 3,051	3,500
810.10 Misc. event	\$ 5,000	5,000
810.11 Picnic In The Park	\$ 829	1,000

810.14 Eve On The Ave	\$	9,133		8,000
810.15 Scarecrow Row	\$	-		-
810.17 Amphitheater Concert Series	\$	-		-
810.18 DDA Day	\$	2,250		2,250
810.19 Holiday DDA Day	\$	1,994		2,250
810.26 Summer Planting	\$	10,550		15,000
810.32 Farmers Market Expense	\$	8,000		10,300
810.33 Pride Program	\$	1,800		2,500
810.34 Marketing Campaign	\$	15,000		-
Total Event Expenses				
811 Special Projects				
811.26 DDA Website	\$	500		750
811.27 Façade Loan Program	\$	15,000		30,000
811.28 Gift Certificates	\$	1,600		1,000
811.32 Design Window Display	\$	500		1,500
Total Special Projects				
Total Expenditures	\$	197,514		221,203
Revenue Over (Under) Expenditures	\$	(15,149)	\$	(44,353)

Julius A. Giglio

City Attorney

Bethany M. Smith

Deputy City Attorney

Gilbert W. Carlson

Assistant City Attorney

OFFICE OF THE



161 West Michigan Avenue

Jackson, MI 49201

(517) 788-4050

(517) 788-4023

Fax: (517) 788-4059

CITY ATTORNEY

CITY COUNCIL MEETING

May 15, 2012

NEW BUSINESS

MEMO TO: Honorable Mayor and City Councilmembers

FROM: Julius A. Giglio

SUBJECT: Employment Retirement System

DATE: May 1, 2012

REQUESTED ACTION: The requisite action is to approve the ordinance amendment and place it on the next regularly scheduled council meeting agenda for adoption.

The City Employees' Retirement System Ordinance is unclear regarding who may be named a "beneficiary" for pension benefits. Currently, under Section 2-514(2) and 2-514(3), a retirant is allowed to take a reduced pension and, upon death, a pension is paid to a person designated by the retirant who has an "insurable interest in the retirant's life." The ordinance neither defines who is eligible to be named as beneficiary, nor who has an insurable interest in the retirant's life.

The City's Pension Board met on Monday, April 30, 2012 to discuss this issue and to make recommendations to City Council. Unfortunately, the meeting was not properly posted and, therefore, the Pension Board could not vote and/or take official action. However, the consensus of the Board was to allow immediate family members, i.e. spouse and/or eligible children, to be named as beneficiaries. Accordingly, I have prepared a change to the ordinance by defining insurable interest, surviving spouse, and eligible child. The proposed amendment is attached for your consideration.

The requisite action is to approve the ordinance amendment and place it on the next regularly scheduled council meeting agenda for adoption.

If you have any questions regarding this matter, please feel free to contact me.

JAG/dn

Enc.

ORDINANCE 2012. __

An Ordinance to amend Section 2-502, Article VI of Chapter 2 of the City of Jackson Code of Ordinances to define the terms "insurable interest," "eligible child," and "surviving spouse."

THE PEOPLE OF THE CITY OF JACKSON ORDAIN:

Section 1. That Section 2-502 of Article VI ("Retirement System"), Chapter 2 ("Administration"), of the Code of Ordinances, City of Jackson, Michigan be amended to read as follows:

Sec. 2-502. Definitions.

The following words and phrases as used in this article shall have the meaning set forth in this section unless a different meaning is clearly required by the context:

Accumulated contributions means the sum of all amounts credited to a member's individual account in the reserve for employee contributions, including regular interest.

Actuarial equivalent means with respect to any regular benefit payable under the plan or any other benefit substituted at the discretion of the city, with the consent of the employee (or his beneficiary, if applicable); provided, however, that any substitute benefit shall have the same monetary value as the regular benefit on the date of determination, such values to be determined by the use of the actuarial tables last approved by the city.

Beneficiary means any person who is being paid or who has entitlement to future payment of a pension or other benefit by the retirement system for a reason other than the person's membership in the retirement system.

Compensation means the amount of money paid a member for personal service rendered the city while a member of the retirement system. Compensation shall include base salary or wages; overtime salary or wages; longevity pay; pay while absent from work on account of illness, holiday or vacation; workers' compensation benefits, except for medical expenses, during periods the city supplements workers' compensation payments; payments received in lieu of the city's cafeteria benefit plan. Compensation payments shall not include allowances for clothing, equipment, travel and similar items; reimbursement of expenses; the value of work equipment furnished by the city; termination or severance pay; payments in consideration of unused holiday and vacation time; payments in consideration of unused sick leave.

Credited service means the service credited a member as provided in this article.

Eligible child means an unmarried child of the member, vested former member, or retirant who, at the time of retirement, is:

a. Under 18 years of age;

- b. Over 18 years of age with a mental or physical disability that precludes engaging in any gainful occupation; or
- c. Over 18 years of age and regularly attending high school or an accredited institution of higher learning until becoming 25 years of age or no longer regularly attending school, whichever first occurs.

Final average compensation means one-fifth (1/5) of the aggregate amount of compensation paid a member during the period of five (5) consecutive years of the member's credited service in which the aggregate amount of compensation paid the member is greatest. The five (5) consecutive years of credited service shall be contained within the member's last ten (10) years of credited service. In case a member has less than five (5) years of credited service, his final average compensation shall be the average of his annual rates of compensation for his total years of credited service. As of July 1, 1998, final average compensation shall mean, for purposes of this retirement system, one-third (1/3) of the aggregate amount of compensation paid a member during a period of three (3) consecutive years of the member's credited service during his or her last ten (10) years of credited service in which the aggregate compensation paid the member is greatest.

Final compensation means the annual rate of compensation of a member on the date employment by the city last terminates.

Insurable interest in the retirant's life means that the person being named as a beneficiary under subsections 2-514(2) or (3) shall be either a surviving spouse or eligible child.

Member means any person who is a member of the retirement system.

Pension means an annual amount payable in equal monthly payments by the retirement system throughout the future life of a retirant or beneficiary, or for a temporary period, as provided in this article.

Pension reserve means the present value of all payments likely to be made on account of a pension. The present value shall be computed on the basis of such morality and other tables of experience and annual compound interest as the actuary appointed by the board of trustees shall from time to time determine.

Regular interest means such rate of interest per annual, compounded annually, as the board shall from time to time adopt.

Retirant means any person who is being paid a pension by the retirement system on account of the person's membership in the retirement system.

Retirement system or system means the city employees retirement system restated and continued by this article.

Service means personal service rendered the city while a member of the retirement system.

Surviving spouse means a person to whom a member, vested former member, or retirant is legally married to at the time of his or her retirement.

Vested former member is a person who was a vested member, who terminated employment and is entitled to a deferred pension under section 2-511 and did not withdraw contributions under section 2.511(d).

Worker's compensation period means the period for which worker's compensation is paid a retirant or beneficiary on account of disability or death arising out of and in the course of employment by the city, as determined by the board of trustees. In no case shall a worker's compensation period include any period from and after attainment of age sixty-five (65) years. In the event periodic worker's compensation benefits are redeemed or a settlement of a worker's compensation claim is made, "worker's compensation period" means the period, if any, during which periodic worker's compensation benefits are paid plus the period obtained by dividing the redemption or settlement by the applicable worker's compensation periodic benefit, as determined by the board of trustees. Payments in consideration of medical expenses shall be disregarded in the determination of worker's compensation period.

Section 2. This Ordinance takes effect thirty (30) days from the date of adoption.

Julius A. Giglio

City Attorney

Bethany M. Smith

Deputy City Attorney

Gilbert W. Carlson

Assistant City Attorney

OFFICE OF THE



161 West Michigan Avenue

Jackson, MI 49201

(517) 788-4050

(517) 788-4023

Fax: (517) 788-4059

CITY ATTORNEY

CITY COUNCIL MEETING

May 15, 2012

NEW BUSINESS

MEMO TO: Honorable Mayor and City Councilmembers

FROM: Julius A. Giglio

SUBJECT: Super Drunk Ordinance Amendments

DATE: May 1, 2012

REQUESTED ACTION: The requisite action is to approve the ordinance amendments and place them on the next regularly scheduled City Council Agenda for adoption.

Attached please find proposed ordinance amendments to adopt the recently enacted Michigan Super Drunk Law. Under the Super Drunk Law, a driver with no prior OWI convictions within the past seven years who operates a motor vehicle with a blood alcohol content (BAC) of .17% or higher is subject to increased fines and penalties if convicted. Prior to the Super Drunk Law, drunk drivers with a BAC of .17% faced a maximum sentence of 90 days in jail. The maximum sentence has now been increased to 180 days. The length of a driver's license suspension is also increased. The ordinance amendments will allow us to charge under the Super Drunk Law in appropriate cases.

The proposed changes are to Sections 1-18(d), 25-26, and 25-29 of the City Code. We have also made minor changes to Section 1-18(d) to amend Traffic Code references, increase the penalty to 93 days for assault or assault and battery, and reduce trespass violations to a maximum 30 days in jail and/or a maximum fine of \$250.00, all as provided by State law.

The requisite action is to approve the ordinance amendments and place them on the next regularly scheduled council meeting agenda for adoption.

If you have any questions regarding this matter, please feel free to contact me.

JAG/dn

Enc.

cc Matthew Heins, Chief of Police
Bethany Smith, Deputy City Attorney
Gilbert Carlson, Assistant City Attorney

ORDINANCE 2012. __

An Ordinance to amend Section 1-18(d) of Chapter 1 of the City of Jackson Code of Ordinances to amend fines and penalties to be consistent with State law.

THE PEOPLE OF THE CITY OF JACKSON ORDAIN:

Section 1. That Section 1-18(d) of Chapter 1 of Part II of the Code of Ordinances, City of Jackson, Michigan be amended to read as follows:

(d) The penalty for a violation of section 18-56 (assault, or assault and battery); section 18-56.1(4) (domestic assault); section 18-81 (larceny); 18-83 (malicious destruction of property); subsection T5-15625(1)(a) of the Motor Vehicle Code as adopted by ef-section 25-28-26 of this Code (OUILOWI-operating under influence of alcoholic liquor, a controlled substance, or a combination of alcoholic liquor or a controlled substance); section 625(3) of the Motor Vehicle Code as adopted by section 25-26 of this Code (Impaired Driving); and subsection T5-62904 of the Motor Vehicle Code as adopted by ef-section 25-28-26 of this Code (DWLS-driving while license suspended) shall be a term of ninety-three (93) days in jail or a fine of five hundred dollars (\$500.00), or both, as determined by the court.- The penalty for a violation of section 625(1)(c) of the Motor Vehicle Code as adopted by Section 25-26 of this Code (0.17% or more blood alcohol content) shall be punishable by 1 or more of the following: community service for not more than 360 hours, imprisonment for not more than 180 days, or a fine of not less than \$200.00 or more than \$700.00. The penalty for a violation of 18-82 (trespass) shall be a term of thirty (30) days in jail or a fine of two hundred fifty dollars (\$250.00), or both, as determined by the court.

Section 2. This Ordinance takes effect thirty (30) days from the date of adoption.

ORDINANCE 2012. __

An Ordinance to amend Sections 25-26 and 25-29 of Article II (Vehicle and Traffic Code) of Chapter 25 of the City of Jackson Code of Ordinances to amend fines and penalties to be consistent with State law.

THE PEOPLE OF THE CITY OF JACKSON ORDAIN:

Section 1. That Sections 25-26 and 25-29 of Article II of Chapter 25 of the Code of Ordinances, City of Jackson, Michigan be amended to read as follows:

Sec. 25-26. Code and amendments and revisions adopted.

The Michigan Vehicle Code being PA 300 of 1949; MCL 257.1 to 257.923 and the Uniform Traffic Code for Cities, Townships, and Villages as promulgated by the Director of the Michigan Department of State Police pursuant to the Administrative Procedures Act of 1969, 1969 PA 306, MCL 24.201 to 24.328 and made effective November 30, 2003 (Uniform Traffic Code), and as the Michigan Vehicle Code and Uniform Traffic Code may be amended from time to time, are hereby adopted by reference as the Vehicle and Traffic Code for the City of Jackson. This adoption includes, but is not limited to, section 625(1)(c) of the Motor Vehicle Code as allowed and provided by Public Act Number 7 of 2012, as amended. (Ord. No. 2004.3, § 1, 2-10-04)

Sec. 25-27. References in code.

All references within the Michigan Vehicle Code and the Uniform Traffic Code to "local authorities" or "governmental unit" shall mean the City of Jackson, Michigan.

Sec. 25-27.1. Additions to code.

The following sections are hereby added to the Vehicle and Traffic Code of the City of Jackson.

Sec. 25-27.2. Supplementary provisions.

Sec. 25-28. Notice to be published.

The city clerk shall publish this article in the manner required by law and shall publish at the same time a notice stating the purpose of the Michigan Vehicle Code and Uniform Traffic Code and the fact that a complete copy of the Michigan Vehicle Code and Uniform Traffic Code is available to the public for inspection at the office of the city clerk.

Sec. 25-29. Penalties.

The penalties provided by the Michigan Vehicle Code and Uniform Traffic Code for misdemeanors and civil infractions are hereby adopted by reference; provided however that the city may not enforce any provision of the Michigan Vehicle Code for which the maximum period of imprisonment is greater than ninety-three (93) days. unless otherwise provided or as allowed by state law.

Section 2. This Ordinance takes effect thirty (30) days from the date of adoption.



Department of Community Development

Building a Stronger Community

161 W. Michigan Avenue • Jackson, MI 49201-1303
Phone (517) 788-4060 • Facsimile (517) 780-4781

CITY COUNCIL MEETING MAY 15, 2012

MEMO TO: Honorable Mayor and City Councilmembers

FROM: City of Jackson Planning Commission
Patrick Burtch, Deputy City Manager *PBF*
Barry Hicks, Planning Director *BH*

DATE: May 9, 2012

SUBJECT: **Zoning Ordinance Revisions: Building Design Standards; Site Plan Review Procedures and Requirements.**

Council was presented with ordinance revisions at their regular meeting on Tuesday, April 24, 2012, regarding Chapter 28 – Zoning, of the City of Jackson Code of Ordinances. The revisions were regarding Building Design Standards and Site Plan Review Procedures and Requirements, as well as additional sections as needed to make Chapter 28 consistent. The following language was recommended by the Planning Commission for Council's approval at their regular meeting on April 4, 2012, but was deleted from the Building Design Standards ordinance presented to Council during the first reading. The language that was inadvertently deleted has been added back in and is included in the ordinance attached to the Clerk's memo:

Sec. 28-159 (c)(1).

- e. *The cast stone, including lightweight artificial stone building panels, must complement other materials found in the surrounding area and be approved by the Zoning Administrator (or designee) upon the review of building facade elevations submitted by the applicant.*
- f. *A maximum coverage of 50% split faced concrete block is permitted in the C-4 District only upon special approval from the Zoning Administrator (or designee) where the applicant demonstrates special conditions that limit use of other materials and demonstration that other site and building design enhancements are provided. The height limit for split-faced concrete block in the I-1 and I-2 districts is six (6) feet or 30% of the building facade.*
- g. *Parking structures may use precast concrete or concrete formed in place if approved by the Zoning Administrator (or designee) upon the review of building facade elevations submitted by the applicant.*
- h. *Decorative metal and other embellishments may be used if approved by the Zoning Administrator (or designee) upon the review of building facade elevations submitted by the applicant.*
- i. *Must be clapboards, shiplap, cedar shingles, or similar materials approved by the Zoning Administrator (or designee) upon the review of building facade elevations submitted by the applicant.*



The City Attorney has recommended adding the following language to the Performance Guarantees for Improvements ordinance:

Sec. 28-118.

- f. If the amount of the deposit is not sufficient to complete the project, the applicant shall be responsible for all deficiency. In addition, the applicant shall be responsible for all costs incurred by the city to enforce this section, including but not limited to court costs and reasonable attorneys fees.*

BH




CITY CLERK'S OFFICE
Lynn Fessel, City Clerk

CITY COUNCIL MEETING
May 15, 2012

DATE: May 8, 2012

MEMO TO: Honorable Mayor and City Councilmembers

FROM: Lynn Fessel, City Clerk 

SUBJECT: Final Adoption of Ordinance No. 2012.8

**MOTION: FINAL ADOPTION OF ORDINANCE NO. 2012.8
AMENDING CHAPTER 28 (ZONING), CITY CODE, BY
ADDING SEC. 28-159 – BUILDING DESIGN STANDARDS,
AND PROPOSED AMENDMENTS TO ACCOMMODATE
THE NEW PROVISIONS.**

Attached please find Ordinance No. 2012.8 approved by the Council at the April 24 meeting. Requested action is adoption of the Ordinance.

C: City Manager
Deputy City Manager

ORDINANCE 2012.8

An Ordinance amending Chapter 28 of the Code of Ordinances, City of Jackson, Michigan to create Sec. 28-159, which deals with building design standards.

THE PEOPLE OF THE CITY OF JACKSON ORDAIN:

Section 1. Purpose.

To create standards for building design which preserve and protect the traditional urban form of the City of Jackson, enhance the economic vitality of its various commercial areas, prevent blight, and protect property values.

Section 2. That Article IV of Chapter 28 of the Code of Ordinances, City of Jackson, Michigan be amended to read as follows:

ARTICLE IV. SUPPLEMENTAL PROVISIONS

Sec. 28-159. Building design standards.

- (a) *Intent.* The intent of these regulations is to provide specific design guidelines that achieve the following:
- (1) Encourage development and redevelopment that protects and enhances the traditional character of neighborhoods and other areas of the City, fits within its traditional urban form, and creates a character that reinforces a sense of community identity;
 - (2) Encourage a form of development that will achieve the physical qualities necessary to maintain and enhance the economic vitality of the various business districts, maintain the desired character of the City, prevent the creation of blight, and protect property values;
 - (3) Promote the preservation and renovation of historic buildings and sites; and ensure new buildings are compatible with, and enhance the character of, the City's cultural, social, economic, and architectural heritage;
 - (4) Implement objectives of the Comprehensive Plan.
- (b) *Applicability.* All uses except one-family and two-family residential shall comply with the design standards of Subsections (c), (d), and (e) under the following circumstances:
- (1) *New buildings:* All uses, except one-family and two-family residential, that receive site plan approval for construction of a new building after the effective date of this Section must fully comply with its design standards. Refer to Subsection (g) for building design standards for one-family and two-family dwellings.
 - (2) *Expansions to buildings:* For buildings existing prior to the effective date of this Section, major building improvements or expansions that require site plan approval

Insertion of Sec. 28-159. Building design standards

may be permitted by the Planning Commission without a complete upgrade to meet the standards of this Section, provided there are reasonable improvements to the building in relation to the scale and construction cost of the building improvements or expansion. Major exterior renovations must be consistent with the building design standards herein to the extent deemed practical.

- (3) *Minor improvements to buildings:* For buildings existing prior to the effective date of this Section, minor changes, improvements, and modifications that are approved administratively will be permitted, provided the improvements do not increase noncompliance with the requirements of this Section.

(c) *Exterior wall design standards.*

- (1) *Wall materials.* The use of exterior wall materials on walls that are visible from a public road, alley or a parking lot must be in compliance with the maximum percentages permitted in the “Table of Acceptable Exterior Wall Materials.”

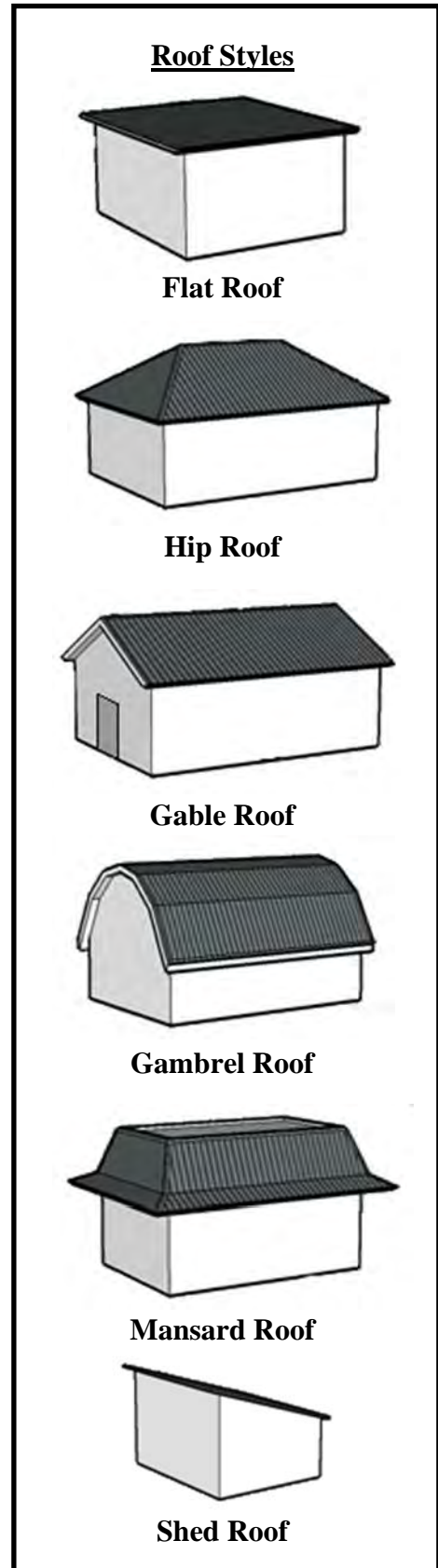
Table of Acceptable Exterior Wall Materials						
	Maximum Percent of Wall That May be Covered by Certain Building Materials by Zoning District (see Subsections (a) and (b))					
Building Materials	R-3 R-4 R-6	C-1 C-2	C-3	C-4	I-1	I-2
Brick or face brick	100%	100%	100%	100%	100%	100%
Stone (cut)	100%	100%	100%	100%	100%	100%
Split face block	NP	NP	NP	50% (f)	50% (f)	50% (f)
Cast stone (see Subsection (e))	100%	100%	100%	100%	50%	50%
Precast concrete	NP	NP	NP (g)	NP (g)	100%	100%
Concrete formed in place	NP	NP	NP (g)	NP (g)	100%	100%
Metal	NP	NP	NP (h)	NP (h)	75% (c)	75% (c)
Reflective glass	NP	NP	25%	25%	50%	50%
Glass block	25%	25%	NP	25%	25%	25%
Wood siding (see Subsection (i))	100%	100%	NP	50%	75%	25%
Vinyl siding	100%	50%	NP	25%	50%	25%
Finishes (see Subsection (d))	50%	25%	25%	50%	50%	50%

Key: NP = not permitted

- a. Does not include facade areas consisting of doors and windows.
- b. All walls exposed to public view from a public street, alley or an adjacent residential area shall be constructed of not less than seventy-five (75%) brick, face brick, stone or cast stone.
- c. Includes flat sheets and seamed or ribbed panels, including aluminum, porcelain and stainless steel and similar material. Such materials cannot be used where contact with vehicles may occur, such as parking areas, traffic ways, and loading areas, unless such walls are adequately protected to prevent damage.
- d. Includes fiberglass, reinforced concrete, polymer plastic (fypon), exterior insulation and finishing systems (EIFS), plaster, stucco and similar materials. Such materials cannot be used where contact with vehicles may occur, such as

- parking areas, traffic ways, and loading areas, unless such walls are adequately protected to prevent damage.
- e. The cast stone, including lightweight artificial stone building panels, must complement other materials found in the surrounding area and be approved by the Zoning Administrator (or designee) upon the review of building facade elevations submitted by the applicant.
 - f. A maximum coverage of 50% split faced concrete block is permitted in the C-4 District only upon special approval from the Zoning Administrator (or designee) where the applicant demonstrates special conditions that limit use of other materials and demonstration that other site and building design enhancements are provided. The height limit for split-faced concrete block in the I-1 and I-2 districts is six (6) feet or 30% of the building facade.
 - g. Parking structures may use precast concrete or concrete formed in place if approved by the Zoning Administrator (or designee) upon the review of building facade elevations submitted by the applicant.
 - h. Decorative metal and other embellishments may be used if approved by the Zoning Administrator (or designee) upon the review of building facade elevations submitted by the applicant.
 - i. Must be clapboards, shiplap, cedar shingles, or similar materials approved by the Zoning Administrator (or designee) upon the review of building facade elevations submitted by the applicant.
- (2) *Allowance for other materials.* The Planning Commission may waive strict compliance with the Subsection (c)(1) when the qualities below listed as a through e can be demonstrated. Review and consultation by the appropriate design professional is encouraged before a final determination is made. The proposed building design and materials schedule must be accompanied by a written design statement which describes how the selected wall materials and material combinations will be consistent with and enhance the building design.
- a. The design and materials are found to be in keeping with the character and history of the neighborhood or other area of the City;
 - b. The materials are found to be permanent and durable;
 - c. The design and materials are compatible with the type of use and development proposed;
 - d. The design and materials can easily be adapted to another use in the future; and
 - e. The design and materials meet the intent of this Section.
- (3) *Mixture of materials.* The application of these standards promotes integration and mixture of materials where more than one (1) material is used on a building. If only one (1) material is used, architectural detailing and articulation, massing, texture and form must be introduced into the building design. Building roof materials must be in harmony with the style and material used on the building walls.

- (4) *Long walls.* When building walls are one hundred (100) feet or greater in length, design variations must be applied to assure that the building is not monotonous in appearance. Such variations include but are not limited to the following:
- Recess and projections along the building facade. Variations in depth should be a minimum of ten (10) feet;
 - Architectural details or features;
 - Enhanced ornamentation around building entryways;
 - Landscaping;
 - Streetscape elements; and
 - Variations in building height.
- (5) *Colors.* Information on building colors must be submitted with the site plan and considered to be part of any site plan approval under Section 28-152. Colors must be compatible with the surrounding area.
- (d) *Roof design standards.*
- Compatible design character.* Roof design and materials are considered to be key elements to the City character, and thus must be consistent with the character of the neighborhood or other area of the City. As a part of building design, roofs must be designed in keeping with the overall architecture of the building.
 - Roof materials.* The following regulations apply to roof materials:
 - Asphalt, fiberglass, tile, slate or cedar shingles may be used in all districts.
 - Standing seam metal roof systems will be permitted only in the C-1, C-2, C-4, I-1, and I-2 districts.
 - In the I-1 and I-2 Districts, asphalt, fiberglass, tile, slate, cedar or standing seam metal roofing are permitted.
 - Asphalt shingles must be heavily textured with colors that are compatible




- with the building architecture.
- e. When permitted, the color of standing metal seam roof systems must be subtle and compatible with exterior building materials.
- (3) *Roof style in the R-3, R-4 and R-6 districts.* These districts are intended to maintain a residential character in the City and to be compatible with nearby one-family and two-family neighborhoods. To meet this intent the following roof style elements are required:
- a. Pitched roofs are required.
 - b. All roofs must be gambrel, hip or gable roof styles.
 - c. The slope of the roof must not be less than nine on twelve (9:12).
 - d. Additional roofline treatments are encouraged and may be required by the Planning Commission in order to minimize the mass of the roof and in order to promote the residential character. These treatments include, but are not limited to offset rooflines, dormer windows, cupolas, additional accent gables and covered entryways.
- (4) *Roof style in the C-3 district.* New building construction must blend with the existing established building line of the Central Business District. The buildings must be a minimum of two stories or have the appearance of multiple stories. Roofs must be flat with decorative cornices, in keeping with the historic architecture of the Central Business District. An enclosure must be provided that is at least forty-two (42) inches high to screen rooftop mechanical equipment.
- (5) *Roof style in the C-1, C-2, I-1, and I-2 districts.* New building construction in these districts should attempt to emulate the design character and history of the City. At the same time, the buildings must accommodate the types of uses and sites proposed. As such, the following roof styles are required:
- a. A pitched roof is required;
 - b. The slope of the roof shall be at least nine on twelve (9:12);
 - c. Additional roofline treatments are encouraged and may be required by the Planning Commission in order to minimize the mass of the roof and in order to promote the residential character. These treatments include, but are not limited to dormer windows, cupolas, additional accent gables and covered entryways; and
 - d. The Planning Commission may allow a flat roof if it is consistent with the design standards of Subsection (d)(4).
- (6) *Screening rooftop equipment.* Rooftop equipment must be screened from view of adjacent properties and public rights-of-way. The method to screen rooftop equipment must be compatible with the building through color, scale, materials, and architectural style. The Planning Commission may require cross-section details to confirm compliance.

(e) *Fenestration of nonresidential buildings in the R-4, R-6, C-1, C-2, C-3 and C-4 Districts.*

- (1) Windows and doors must comprise at least forty percent (40%) of the first floor front facade of a building.
- (2) The window area of a facade above the first floor cannot exceed thirty-five percent (35%) of the total facade area of that floor.
- (3) Windows above the first floor must be vertical in proportion. Large windows shall be broken-up to maintain a vertical proportion.
- (4) Window areas must be non-reflective glass and clear or lightly tinted in color.
- (5) Double or fixed hung windows must be used in all retail applications.
- (6) Sliding windows and doors will not be permitted in the C-3 District.
- (7) The window encasement cannot have exposed metal in the C-3 District.
- (8) Window areas cannot be permanently blocked in a manner that obstructs views into the buildings, such as shelving, unless it is used as a display case for products sold on-site.

Fenestration Example



(f) *General building design accent standards.*

- (1) *Front facade.* Blank walls cannot face a public street. Walls facing a public street must include windows and architectural features customarily found on the front facade of a building, such as awnings, cornice work, edge detailing or other decorative finish materials. A prominent and usable public building entrance must be provided at the front of the building. Wall massing must be broken up with vertical pilasters or other architectural elements to reduce scale.
- (2) *Pedestrian orientation.* Buildings must be designed at a pedestrian scale with relationship to the street and sidewalk. Buildings must include windows that face the sidewalk and street. Convenient and safe pedestrian access must be provided between the public sidewalk and the building entrance.
- (3) *Awnings.* Awnings with straight sheds may supplement facades. Awnings cannot be cubed or curved except over doorways. Awnings must be of an opaque material. Translucent or internally lit awnings shall not be permitted.
- (4) *Canopies.* Canopies, such as over gasoline pumps or drive-through structures, shall be designed to be consistent with the approved building materials and colors. Support columns must be brick or comprised of materials compatible with the principal structure. The Planning Commission or Community Development Director (or designee) may require a peaked roof to complement the principal building. Any canopy lighting must be flush with the canopy.

Insertion of Sec. 28-159. Building design standards

- (5) *Neon.* Exposed neon will not be permitted on a building.
- (6) *Quality and workmanship.* This Section is not intended to regulate the quality, workmanship and requirements for materials relative to strength and durability.
- (g) *Building design standards for one-family and two-family dwelling units.* The following are building design standards for one-family and two-family dwelling units.
 - (1) *Applicability.* The regulations of this Subsection apply to one-family and two-family dwelling unit construction under the following circumstances:
 - a. *New dwellings:* All new one-family and two-family dwelling construction that requires a building permit after the effective date of this Section must fully comply with the design standards of this Subsection.
 - b. *Expansions to dwellings:* For dwellings existing prior to the effective date of this Section, major improvements or expansions that require a building permit may be permitted without a complete upgrade to meet the standards of this Subsection. Reasonable improvements are required in relation to the scale and construction cost of the project. Major exterior renovations must be consistent with the building design standards herein to the extent deemed practical.
 - c. *Minor improvements to dwellings:* For dwellings existing prior to the effective date of this Section, minor changes, improvements, and modifications that require a building permit will not be required to comply with this Subsection, provided the improvements do not increase non-compliance with the requirements of this Subsection.
 - (2) *Intent.* The purpose of this Subsection is to establish standards and regulations governing the location and appearance of one-family and two-family dwelling units in the City of Jackson that are either developed as a new neighborhood or as in-fill housing in an existing neighborhood. It is the intent of these regulations to allow a mix of housing types and living styles in a manner that will not adversely affect existing neighborhoods. For this reason, standards have been set that will regulate the appearance of one-family and two-family dwellings, allowing only those that are compatibly similar in appearance to houses on individual lots in all zoning districts that allow one-family and two-family residences. These regulations will not apply to one-family dwellings located within a state licensed manufacturing housing community.
 - (3) *Permits:* Prior to the construction or installation of a one-family or two-family dwelling unit on a residential lot, the individual must obtain a building permit from the Chief Building Official (or designee).
 - (4) *General appearance and site standards.* To ensure the compatibility in appearance of one-family and two-family dwelling units, such units must meet the following design and site standards:
 - a. Be constructed to the most current State or Federal Building Standards. These include the Stille-DeRossett-Hale Single State Construction Code Act (PA 230 of 1972, MCL 125.1501 et seq.), as amended, and the National Manufactured Housing Construction and Safety Standards Act of 1974 (42 U.S.C. 5401 et

seq.), as amended (regulations are at 24 CFR parts 3280, 3282, 3284, 3285, 3286, 3288, and 3800).

- b. Have a minimum dimension of twenty (20) feet.
- c. Comply with the gross floor area and lot coverage standards for one-family or two-family dwelling units set forth in Section 28-73. To ensure that neighboring dwellings are compatible in scale and mass, the City may require units to be not less than 90% and no more than one hundred and thirty-five percent (135%) of the average floor area and lot coverage of other one-family or two-family dwelling units within three hundred (300) feet of the subject lot, including dwelling units on both sides of the street of the same block.
- d. Have two (2) exterior doors (front and rear, or front and side), and where there is a difference in ground elevation, steps must be permanently attached on a frost depth foundation either to the perimeter wall, as outlined in Subsection (f) below, or to porches connected to the perimeter wall.
- e. Have a roof with a minimum four on twelve (4:12) pitch and minimum eight (8) inch eave, and with a drainage system that will collect and concentrate the discharge of storm water or snow away from the sides of the dwelling. The roof must have wood shake, asphalt or other acceptable shingles, and meet the snow load standards for this portion of the State of Michigan.
- f. Have an exterior finish architecturally compatible to that of other similar homes in the surrounding area.
- g. Be firmly attached to a permanent foundation constructed on the site in accordance with Chapter 5 of the City Code and must have a wall of the same perimeter dimensions of the dwelling and constructed of such materials and type as required in the applicable building code for one-family or two-family dwellings. In the event that the dwelling is a manufactured home, as defined herein, such dwelling must be installed pursuant to the manufacturer's setup instructions and must be secured to the premises by an anchoring system or device complying with the rules and regulations of the Michigan Manufactured Housing Commission and must have a perimeter wall as required above.
- h. Have a design and appearance determined compatible by the Zoning Administrator upon review of the plans submitted for a particular dwelling. An aggrieved party may appeal the Zoning Administrator's decision to the Board of Appeals as required by Section 28-239.
- i. Be determined compatible, based upon the character, design and appearance of one (1) or more residential dwellings within two thousand (2,000) feet of the subject dwelling provided the surrounding existing dwellings considered are located outside of a manufactured housing community. The foregoing will not be construed to prohibit innovative design concepts involving such matters as solar energy, view, unique land contour, or relief from the common or standard design homes.
- j. Be connected to a public sewer or water system and/or waste treatment or potable water supply system approved by the City of Jackson, or other

applicable agencies such as the Michigan Department of Environmental Quality.

- k. Orient all dwelling units toward the public right-of-way such that the facade that faces the street contains a door, windows and other architectural features customary of the front facade of a residence.
- l. Provide concrete sidewalks in accordance with the City sidewalk policy within the dedicated right-of-way along the frontage length of all parcels. An inclined approach is required where sidewalks intersect curbs for barrier free access. The inclined approach must comply with grades established by MDOT. Required sidewalks may be installed following the construction of the dwelling unit. However, a certificate of occupancy will not be issued until the sidewalk is installed along the individual lot's frontages. If the Zoning Administrator determines that, due to weather conditions, sidewalk installation should be delayed, a certificate of occupancy may be issued. In which case, a performance guarantee must be provided to the City as required by Section 28-118. The sidewalk must be installed within six months of issuance of the certificate of occupancy. The Zoning Administrator will schedule a follow-up inspection.
- m. All residential driveways must have a concrete approach and a hard-surfaced driveway of concrete or plant-mixed bituminous material in accordance with specifications of the City or other applicable agencies such as the Michigan Department of Transportation. Approaches must be six (6) inches thick, concrete, with the sidewalk floating separate from approaches. The minimum asphalt depth for driveways must be three (3) inches. The minimum concrete depth for driveways must be four (4) inches. Up to two (2) dwellings may be permitted to share a driveway provided it complies with these construction standards.
- n. The provisions of this Subsection will not apply to manufactured homes situated in licensed manufactured housing communities.
- o. Accessory structures must comply with the standards of Section 28-132 and the building design shall match that of the dwelling on the site.




CITY CLERK'S OFFICE
Lynn Fessel, City Clerk

CITY COUNCIL MEETING
May 15, 2012

DATE: May 8, 2012

MEMO TO: Honorable Mayor and City Councilmembers

FROM: Lynn Fessel, City Clerk 

SUBJECT: Final Adoption of Ordinance No. 2012.9

**MOTION: FINAL ADOPTION OF ORDINANCE NO. 2012.9
AMENDING CHAPTER 28 (ZONING), CITY CODE, BY
REPLACING SEC. 28-152 (SITE PLAN REVIEW
PROCEDURES AND REQUIREMENTS), AND AMENDING
SEC. 28-118 (PERFORMANCE GUARANTEES FOR
IMPROVEMENTS) TO ACCOMMODATE THE NEW
PROVISIONS.**

Attached please find Ordinance No. 2012.9 approved by the Council at the April 24 meeting. Requested action is adoption of the Ordinance.

C: City Manager
Deputy City Manager

ORDINANCE 2012.9

An Ordinance amending Chapter 28 of the Code of Ordinances, City of Jackson, Michigan to consolidate and replace Sec. 28-152, which deals with site plan review and to amend Section 28-118 of the zoning ordinance in order to accommodate the new provisions.

THE PEOPLE OF THE CITY OF JACKSON ORDAIN:

Section 1. Purpose.

To revise the site plan review process, thereby making it easier to administer the Zoning Ordinance while protecting the health, safety, and general welfare of the residents and business owners of the community.

Section 2. That Article IV of Chapter 28 of the Code of Ordinances, City of Jackson, Michigan be amended to read as follows:

ARTICLE IV. SUPPLEMENTAL PROVISIONS

Section 28-152. Site plan review procedures and requirements.

(a) *Statement of purpose.*

- (1) The site plan review procedures and standards set forth herein provide a consistent and uniform method of review of proposed development plans, to ensure full compliance with the standards contained in this Chapter, other applicable chapters of the City Code, standard engineering practices, and county, state, and Federal rules and laws. The procedures set forth herein are further intended to:
 - a. Achieve efficient use of the land;
 - b. Protect the traditional character of the City;
 - c. Minimize adverse impacts on adjoining or nearby properties;
 - d. Provide a mechanism for review of new development and redevelopment or reuse of existing site to ensure compliance with current standards; and
 - e. Encourage cooperation and consultation between the City and the applicant to facilitate development in accordance with the City's land use objectives.
- (2) Prior to the creation of a use, erection of a building, and those conditions cited below, a site plan or administrative plan must be submitted for approval, in accordance with this Section. The extent of review for various types of projects is classified into three (3) types generally described below. The Table of Required Review Process provides a specific listing of review classifications:

Revision of Sec. 28-121. Site plan review procedures and requirements

- a. *Planning Commission review (PCR)*, Most new development and major expansions will require a full site plan (FSP) under Subsection (b), full site plan submittal and review procedures. The establishment of a condominium project will require the submission of a comprehensive site plan (CSP) and must also comply with Subsection (d), Condominium and Site Condominium Development Review Procedures.
- b. *Administrative review (AR)*. Select projects and expansions or changes in use to existing sites will undergo a less formal review and approval process by the Zoning Administrator (or designee), and any others deemed necessary. The Zoning Administrator always reserves the right to send any administratively reviewed plans to the Planning Commission for final determination, especially when it relates to aesthetics and architecture.
 - 1. *Full site plan (FSP)*. Select medium- and small-scale projects and expansions, or changes in use to existing sites, are permitted to provide less detailed information than a comprehensive site plan (CSP). The level of information is intended to be proportionate to the extent of the change and yet insure adequate review for compliance with applicable requirements.
 - 2. *Plot site plan (PSP)*. Select projects, such as one-family and two-family dwellings on an individual lot, only require the submission of a plot plan (PP) given their relatively low level of impact on adjacent land uses, and given that compliance with applicable zoning regulations can be addressed during the building permit review process. Other applicable approvals are still required such as zoning compliance permits, building permits and inspections.

Table of Required Review Process			
	PCR	AR	
SITUATION/USE	FSP	FSP	PSP
NEW DEVELOPMENT:			
Construction of any nonresidential use or building.		X	
Construction of essential public service buildings and storage areas.		X	
Construction of a multiple family dwelling.	X		
Construction of a one-family or two-family dwelling unit on one (1) lot in a residential zoning district.			X
Establishment of a condominium project, in accordance with the process outlined in the Condominium Act (PA 59 of 1978, MCL 559.101 <i>et. seq.</i>).	X		
Minor changes during construction required by municipal, state, or federal departments or agencies.		X	

Revision of Sec. 28-121. Site plan review procedures and requirements

Table of Required Review Process			
SITUATION/USE	PCR	AR	
	FSP	FSP	PSP
Planned Unit Developments (PUDs) in accordance with this Chapter (see Sections 28-48, -137, and -153).	X		
EXPANSIONS:			
An increase in parking or loading area of up to fifty (50%) percent or 10,000 square feet of pavement area without any building changes.		X	
An increase in parking or loading area of more than fifty (50%) percent or 10,000 square feet of pavement area without any building changes.		X	
Changes to building height that do not add additional floor area nor exceed the maximum height requirements of this Chapter.		X	
Expansion of a one-family or two-family dwelling unit on one (1) lot in a residential zoning district.			X
For non-residential, an increase in the floor area up to fifty (50%) of the existing floor area in the event of no impact to other site improvements.		X	
For non-residential, an increase in the floor area greater than that specified above.		X	
CHANGES IN USE:			
A change in use to a similar or less intense use provided the site will not require any significant changes in the existing site facilities such as parking, landscaping, lighting, signs, non-motorized pathways or sidewalks.			X
A change from a nonconforming use to a conforming use, if required by the Zoning Administrator (or designee).			X
Any change in the use of land or a building to a more intensive use in terms of parking needs, noise, traffic volumes, and similar impacts.		X	
OTHER TYPES OF PROJECTS:			
Accessory buildings and structures constructed or erected accessory to a permitted one-family or two-family dwelling unit.			X
Accessory buildings associated with multiple-family and non-residential uses.		X	
Accessory open air businesses.		X	
Aesthetic and architectural changes to buildings other than one-family and two-family residential structures.		X	
Non-motorized pathways or sidewalk construction or relocation.		X	
Construction of an entrance feature associated with a residential development.		X	
Home occupations.			X

Table of Required Review Process			
SITUATION/USE	PCR	AR	
	FSP	FSP	PSP
Internal construction or change in the floor plan that does not increase gross floor area, increase the intensity of use, or affect parking requirements on a site which meets all site design standards of this Chapter.			X
Landscape changes consistent with the standards of this Chapter.		X	
Modifications to upgrade a non-single family residential building to improve barrier-free design, or to comply with the Americans with Disabilities Act or other federal, state or county regulations.			X
Parking lot improvements provided the total number of spaces will remain constant.		X	
Sign relocation or replacement meeting the dimensional and location standards of this Chapter.		X	
Site improvements such as installation of walls, fences, lighting or curbing consistent with the standards of this Chapter.		X	
Temporary uses, sales and seasonal events.			X
Utility system improvements.			X
Waste receptacle relocation or installation of screening around the waste receptacle.		X	
Any use requiring a conditional use permit (CUP) not covered by one of the above situations/uses (see Section 28-71).	X		
Key: PCR = Planning Commission review; AR = administrative review; FSP = full site plan; PSP = plot site plan.			

(b) *Full site plan (FSP) submittal and review procedures for Planning Commission review (PCR).*

When a full site plan (FSP) is required for Planning Commission review (PCR), the following procedure will apply, unless otherwise noted in the Table of Required Review Process.

- (1) *Pre-Application Meeting.* For the purposes of identifying major issues related to a project and to discuss questions related to this Chapter and other chapters of the City Code, the applicant must attend a pre-application meeting with the Zoning Administrator (or designee), and any others deemed necessary. Sufficient information must be submitted prior to the meeting that describes the proposed project. Discussion at this meeting is in no way a formal approval or decision on any aspect of a proposed project.
- (2) *Application.* Any person with legal interest in a lot or parcel may apply for planning commission review (PCR) of a full site plan (FSP) by filing a completed application

form, paying the review fee and providing digital (electronic) and hard copies (size and number to be determined by the Zoning Administrator (or designee)) of the FSP, according to the submittal schedule prepared by the Zoning Administrator at the beginning of every calendar year. Required site plan contents are listed in Subsection (e).

(3) *Final approval of a full site plan (FSP).* A full site plan requiring approval by the Planning Commission must complete the following process:

a. *Planning Commission approval.* The Planning Commission and appropriate City staff will review the full site plan (FSP) for compliance with the standards of this Chapter and other appropriate chapters of the City Code and statutes. Based upon this review the Planning Commission may either:

1. Approve the FSP.
2. Approve the FSP with conditions which the Planning Commission determines are reasonable and necessary to ensure conformance with applicable chapters of the City Code and statutes. These conditions must be listed in the motion and noted on the FSP, with the Planning Commission Chairperson's signature.
3. Table the FSP upon determining that it does not meet the standards, spirit and intent of this Chapter and other appropriate chapters of the City Code and statutes. The Planning Commission will direct the applicant to make modifications and resubmit the FSP. The applicant will be required to prepare a revised FSP, accompanied by a complete list of all changes with a certification (by the applicant or his/her design professional), that no other changes have been made.
4. Deny the FSP upon determining that it does not meet the standards, spirit and intent of this Chapter and other appropriate chapters of the City Code and statutes.

b. *Implementation of Planning Commission approval.* The following provisions apply to a full site plan (FSP) which has received the approval of the Planning Commission but not the administrative approval required by Subsection (e) of this Subsection:

1. The adopted minutes of the Planning Commission, and the report of the Zoning Administrator (or designee), will serve as the official record of the Planning Commission's decision on a full site plan (FSP), including any conditions of approval. The applicant will be responsible for obtaining a copy of the adopted minutes, and submittal of a revised FSP and related documents which demonstrate compliance with any conditions to the Zoning Administrator (or designee). Any question on the decision may be made in writing to the Planning Commission prior to the adoption of the minutes.

2. Upon receipt of approval of the full site plan (FSP) by the Planning Commission, the applicant will have up to six (6) months to submit a final FSP to the Zoning Administrator (or designee). However, the Planning Commission may grant a single one time extension of up to one (1) year provided the request is received in writing prior to the expiration date and presents reasonable evidence to the effect that the development has encountered unforeseen non-self-created difficulties. Should neither of the aforementioned provisions be fulfilled, or an extension has expired without construction activity underway, the FSP will be considered null and void.
 3. Full site plan (FSP) approval by the Planning Commission does not preclude the Zoning Administrator (or designee) from enforcing the standards of this Chapter and other appropriate chapters of the City Code and statutes, as well as the City's engineering standards.
- c. *Administrative approval.* Upon the receipt of approval of the full site plan (FSP) by the Planning Commission, the Zoning Administrator (or designee) will review the (FSP) for compliance with the standards of this Chapter and other appropriate chapters of the City Code and statutes, as well as the City's engineering standards. Based upon this review the Zoning Administrator (or designee) may either:
- a. Approve the FSP;
 - b. Refer the FSP back to the applicant or his/her design professional for revision because it does not meet the standards, spirit and/or intent of this Chapter, other appropriate chapters of the City Code and statutes, or the City's engineering standards. The applicant or his/her design professional will be required to prepare a revised FSP, accompanied by a complete list of all changes and certification that no other changes have been made; or
 - c. Deny the FSP upon determining that the plans do not meet the standards, spirit and/or intent of this Chapter, other appropriate chapters or the City Code and statutes, or the City's engineering standards.

The Zoning Administrator (or designee) is the only City official who can approve a change to a full site plan (FSP) that has received the approval of the Planning Commission.

- (4) Following approval of the FSP, a digital (electronic) file determined by the Zoning Administrator (or designee) must be provided to the City on disk or via email.
- (5) A zoning compliance permit will also be required following approval of the final FSP, but prior to issuance of a Certificate of Occupancy.
- (6) *Changes to a full site plan (FSP) that has received final approval.* The holder of a FSP that has received final approval will notify the Zoning Administrator (or design-

ee) of any proposed change to an approved site plan. Documentation outlying conditions necessitating the changes will be provided. Changes to the approved site plan will be permitted only under the following circumstances:

- a. *Minor Amendments.* Minor changes may be approved by the Zoning Administrator (or designee) upon determining that the proposed revisions(s) will not alter the basic design nor any specific conditions imposed as part of the FSP as originally approved. Minor changes may include the following:
 1. Change in the building size of up to twenty-five percent (25%) in total floor area in the event of no impact to other site improvements;
 2. Movement of buildings or other structures by not more than twenty (20) feet;
 3. Replacement of plant material specified in the landscape plan with comparable materials of an equal or greater size;
 4. Changes in building materials to a comparable or higher quality;
 5. Changes in floor plans which do not alter the character of the use; and
 6. Changes required by outside agencies such as County, State or Federal departments.
- b. *Major Amendments.* A proposed change not determined by the Zoning Administrator (or designee) to be minor must be submitted to the Planning Commission as a site plan amendment and will be reviewed in the same manner as the original application.

The Zoning Administrator (or designee) is the only City official who can approve a change to a full site plan (FSP) that has received the approval of the Planning Commission.

- (7) *Performance Guarantee.* The City may require a performance guarantee, as authorized by Section 28-118 of this Chapter, to assure the completion of any improvements shown on the site plan. For the purposes of this section, improvements subject to performance guarantees must include features and actions associated with a project that are considered necessary by the City to protect the natural resources or the health, safety, and welfare of the residents of the City and future users or inhabitants of the proposed project or project area, including roadways, lighting, utilities, sidewalks, screening and drainage.

(c) *Administrative Submittal and Review Procedures.*

Those applications that qualify for Administrative Review in accordance with the Table of Required Review Process must comply with the following procedure:

- (1) *Pre-Application Meeting.* For the purposes of identifying major issues related to a project and to discuss questions related to this Chapter and other chapters of the City Code, the applicant is encouraged to attend a pre-application meeting with the Zon-

ing Administrator (or designee), and any others deemed necessary. Sufficient information must be submitted prior to the meeting that describes the proposed project. Discussion at this meeting is in no way a formal approval or decision on any aspect of a proposed project.

- (2) *Application.* Any person with legal interest in a lot or parcel that qualifies for administrative review under the criteria set forth in Subsection (a) may apply by filing a completed application form, paying a review fee, providing a digital (electronic) file determined by the Zoning Administrator (or designee), and hard copies (size and number to be determined by the Zoning Administrator (or designee)) of the full site plan (FSP) or plot site plan (PSP) with the Zoning Administrator (or designee). Required plan contents are listed in Subsection (e).
- (3) *Approval.* Upon review of the application, the Zoning Administrator (or designee) will either:
 - a. Request specific revisions and re-submittal of the application upon a finding the application does not meet information requirements or does not meet the intent and regulations of this Chapter;
 - b. Approve the administrative plan, with or without conditions; or
 - c. Upon determining that the administrative plan does not meet the standards, spirit and intent of this Chapter and other appropriate chapters of the City Code and statutes, deny the administrative plan.
- (4) *Effectiveness.* Upon administrative plan approval, each project must be under construction within six (6) months after the date of final approval by the Zoning Administrator and be diligently carried on towards completion. If the applicant does not fulfill this provision, the Zoning Administrator may grant one (1) one (1) year extension provided the applicant makes application in writing prior to the expiration date and presents reasonable evidence to the effect that the development has encountered non-self-created unforeseen difficulties but is then ready to proceed. Should neither of the aforementioned provisions be fulfilled or the one (1) year extension has expired without construction activity underway, the administrative plan will be considered null and void.
- (5) *Changes to the Approved Administrative Plan.* The holder of an approved administrative plan must notify the Zoning Administrator of any proposed change to an approved administrative plan. Documentation outlying conditions necessitating the changes must be provided. The Zoning Administrator (or designee) has the authority to review and approve any changes, per Subsection (3) of this subsection.
- (6) *Performance Guarantee.* The City may require a performance guarantee, as authorized by Section 28-118 of this Chapter, to assure the completion of any improvements shown on the site plan. For the purposes of this section, improvements subject to performance guarantees must include features and actions associated with a project that are considered necessary by the City to protect the natural resources or the

health, safety, and welfare of the residents of the City and future users or inhabitants of the proposed project or project area, including roadways, lighting, utilities, sidewalks, screening and drainage.

(d) *Condominium and Site Condominium Development Review Procedures.*

All plans for all newly created condominiums, expansions of existing condominiums and conversion of condominiums in accordance with the Condominium Act, Public Act 59 of 1978, as amended, will be reviewed under the following procedure:

- (1) *Pre-Application Meeting.* For the purposes of identifying major issues related to a project and to discuss questions related to this Chapter and other chapters of the City Code, the applicant must attend a pre-application meeting with the Zoning Administrator (or designee), and any others deemed necessary. Sufficient information must be submitted prior to the meeting that describes the proposed project. Discussion at this meeting is in no way a formal approval or decision on any aspect of a proposed project.
- (2) *Application.* Any person with legal interest in a lot or parcel may apply for planning commission review (PCR) of a full site plan (FSP) for a proposed condominium or site condominium development by filing a completed application form, paying the review fee and providing digital (electronic) and hard copies (size and number to be determined by the Zoning Administrator (or designee)) of the FSP, according to the submittal schedule prepared by the Zoning Administrator at the beginning of every calendar year. Required site plan contents are listed in Subsection (e).
- (3) *Preliminary Approval.* A full site plan that meets the information requirements of Subsection (e) and review criteria of Subsection (f), must be submitted for preliminary condominium site plan approval by the Planning Commission. The Planning Commission will review the site plan according to the procedures of this Article and must take action to approve, approve with conditions, or deny. If a condominium site plan is incomplete, the Planning Commission may table the request and direct the applicant to prepare additional information or revise the plan. Within a phased project, the final plan will constitute only that portion of the approved preliminary plan that the proprietor proposes to record and develop at that time.

An application for a final condominium site plan must be submitted within six (6) months after the date of preliminary condominium site plan approval by the Planning Commission, or such preliminary approval will be deemed null and void. However, the applicant may be granted one (1) one (1) year extension by the Planning Commission provided the request is received in writing prior to the expiration date and presents reasonable evidence to the effect that the development has encountered unforeseen self-created difficulties but is then ready to proceed. Should neither of the aforementioned provisions be fulfilled or the one (1) year extension has expired without construction activity underway, the preliminary condominium site plan will be considered null and void.

Revision of Sec. 28-121. Site plan review procedures and requirements

No installation or construction of any improvements or land balancing or grading can be made or begun until the final condominium site plan has been approved. No removal of trees and/or other vegetation can be started at this time except for minor clearing required for surveying and staking purposes.

- (4) *Agency Reviews.* Upon receipt of preliminary site plan approval, the proprietor must submit the preliminary condominium site plan to all authorities for necessary permits, as required by City and state regulations, and must deliver two (2) copies of the preliminary condominium site plan to the Superintendent of the school.
- (5) *Administrative Final Approval.* The Zoning Administrator (or designee), must review and approve the final site plan if in compliance with all applicable chapters of the City Code, statutes, and regulations. The following information must be submitted for final condominium site plan approval by the Planning Commission:
 - 1. A full site plan meeting the requirements of this Article;
 - 2. Necessary County permits; and
 - 3. Condominium master deed, bylaws and restrictive covenants.
- (6) *Performance Guarantee.* The City may require a performance guarantee, as authorized by Section 28-118 of this Chapter, to assure the completion of any improvements shown on the site plan. For the purposes of this section, improvements subject to performance guarantees must include features and actions associated with a project that are considered necessary by the City to protect the natural resources or the health, safety, and welfare of the residents of the City and future users or inhabitants of the proposed project or project area, including roadways, lighting, utilities, sidewalks, screening and drainage.

(e) *Required Site Plan Contents.*

The following data must be included with, and as part of, all applications requiring site plan review:

Table of Required Site Plan Data		
	FSP	PSP
APPLICATION FORM: The application form must contain the following information:		
Name and address of the applicant and property owner;	X	X
Address and common description of property and complete legal description;	X	X
Dimensions of land and total acreage;	X	X
Zoning on the site and all adjacent properties;	X	X
Description of proposed project or use, type of building or structures, and name of proposed development, if applicable;	X	X
Name and address of firm or individual who prepared site plan;	X	X

Revision of Sec. 28-121. Site plan review procedures and requirements

Table of Required Site Plan Data		
	FSP	PSP
Proof of property ownership, or the written authorization of the property owner.	X	X
A signed statement granting the Zoning Administrator (or designee) permission to enter the site for the purpose of conducting site improvement inspection; and	X	X
Grid sheet for plot plans.		X
SITE PLAN DESCRIPTION AND IDENTIFICATION DATA:		
Site plans (not to exceed 24 inch x 36 inch) must consist of an overall plan for the entire development, drawn to an engineer's scale of not less than 1 inch = 20 feet for property less than 3 acres, 1 inch = 50 feet for property 3 acres or more in size up to 49 acres; or 1 inch = 100 feet for 50 acres or more;	X	X (1)
Title block with sheet number/title; name, address and telephone number of the applicant and firm or individual who prepared the plans; and date(s) of submission and any revisions;	X	
Scale and north-point;	X	X (1)
Location map drawn to a separate scale with north-point, showing surrounding land, water features, zoning and streets within a quarter mile;	X	
Legal and common description of property;	X	
Identification and seal of architect, landscape architect, engineer, or land surveyor who prepared the drawings;	X	
Zoning classification of petitioner's parcel and all abutting parcels;	X	X
Proximity to section corner and major thoroughfares; and	X	
Total area in acres and square feet.	X	X
SITE DATA:		
Existing and proposed lot lines, building lines, structures, parking areas and other improvements on the site and within 100 feet of the site;	X	X
Topography on the site and within 100 feet of the site at two-foot contour intervals, referenced to a U.S.G.S. benchmark;	X (2)	
Location of existing drainage courses, streams and wetlands;	X	
All existing and proposed easements;	X	X
Location of exterior lighting (site and building lighting);	X	X
Location of trash receptacle(s) and transformer pad(s) and method of screening;	X	X
Recent aerial of the site and surrounding area; and	X	
Extent of any outdoor sales or display area.	X	
ACCESS AND CIRCULATION:		

Revision of Sec. 28-121. Site plan review procedures and requirements

Table of Required Site Plan Data		
	FSP	PSP
Dimensions, curve radii and centerlines of existing and proposed access points, roads and road rights-of-way or access agreements/easements;	X	
Opposing driveways and intersections within 250 feet of site;	X	
Cross section details of proposed roads, driveways, parking lots, sidewalks and non-motorized paths illustrating materials and thickness;	X	
Dimensions of acceleration, deceleration, and passing lanes (see Section 28-106);	X	
Dimensions of parking spaces, islands, circulation aisles and loading zones (see Sections 28-106, -107, and -117);	X	
Calculations for required number of parking and loading spaces (see Sections 28-106 and -107);	X (3)	X (3)
Designation of fire lanes;	X	
Traffic regulatory signs and pavement markings;	X	
Location of existing and proposed sidewalks/pathways within the site or right-of-way; and	X	X (4)
Location, height, and outside dimensions of all storage areas and facilities.	X	X
LANDSCAPE PLANS:		
General location of existing trees;	X	
Location, sizes, and types of existing trees six (6) inches or greater in diameter, with an identification of materials to be removed and materials to be preserved;	X	
Description of methods to preserve existing landscaping;	X	
The location of existing and proposed lawns and landscaped areas;	X	
Landscape plan, including location and type of proposed shrubs, trees, and other plant material;	X	
Landscape irrigation plan; and	X	
Planting list for proposed landscape materials with caliper size or height of material, method of installation, botanical and common names, and quantity.	X	
CONCEPTUAL DETAILS OF BUILDING AND STRUCTURE DETAILS:		
Location, height, and outside dimensions of all proposed buildings or structures;	X	X (4)
Building floor plans and total floor area;	X (3)	X (3)
Details on accessory structures;	X	X (4)
Location, size, height, and material of construction for all hedges, fences, wall, and berms utilized to meet the screening requirements of this Chapter (see Section 28-117);	X (4)	

Revision of Sec. 28-121. Site plan review procedures and requirements

Table of Required Site Plan Data		
	FSP	PSP
Location, size, height, and material of construction for general fencing (see Section 28-135);	X (4)	X (4)
Location and material of construction for swimming pools (see Section 28-132);	X (4)	X (4)
Building facade elevations for all sides, drawn at an appropriate scale (see Section 28-159);	X (5)	X (5)
Description of exterior building materials and colors (details to be provided during the final site plan review process); and	X (5)	X (5)
Information related to hazardous materials including containment, storage, use, location and any level of involvement.	X	
CONCEPTUAL DETAILS CONCERNING UTILITIES, DRAINAGE AND RELATED ISSUES:		
Location of existing sanitary sewers or septic systems and preliminary location of proposed systems;	X	
Location and size of existing water mains, well sites, water service, storm sewers loads, and fire hydrants and conceptual information for proposed water service;	X	
Preliminary site grading, finished building grades, drainage patterns;	X	
General location and size of stormwater retention and detention ponds;	X	
General location of underground storm sewers and drains;	X	
General location of above and below ground gas, electric and telephone lines;	X	
General location of transformers and utility boxes;	X	
Size, height and method of shielding for all site and building lighting; and	X (6)	
Location, size, height, and lighting of all proposed signs.	X (6)	
ADDITIONAL INFORMATION FOR MULTIPLE-FAMILY RESIDENTIAL		
The number and location of each type of residential unit (one bedroom units, two bedroom units);	X	
Density calculations by type of residential unit (dwelling units per acre);	X	
Garage and/or carport locations and details, if proposed;	X	
Mailbox clusters;	X	
Location, dimensions, floor plans and elevations of common building(s), if applicable;	X	
Swimming pool fencing detail, including height and type of fence, if applicable;	X	
Location and size of recreation and open space areas; and	X	
Indication of type of recreation facilities proposed for recreation areas.	X	
Key: FSP = full site plan and PSP =plot site plan.		

- (1) A plot plan may be drawn on the grid sheet contained in the application.
 - (2) Only if required by the Zoning Administrator (or designee).
 - (3) If needed to determine park and loading requirements (see Sections 28-106 and -107).
 - (4) If applicable.
 - (5) If building design standards apply.
 - (6) Requires a photometric study, to the satisfaction of the Zoning Administrator (or designee).
- (f) *Site Plan Review Criteria.*

In the process of reviewing a site plan, the Planning Commission or Zoning Administrator (or designee) must consider the following criteria and assure that these conditions are met to the extent practicable:

- (1) *Adequacy of Information.* The site plan must include all required information in sufficiently complete and understandable form to provide an accurate description of the proposed uses(s) and structures;
- (2) *Uses.* The site plan must state that all proposed uses are permitted in the zoning district in which the site is located;
- (3) *Site Design Characteristics.* All elements of site design must be harmoniously and efficiently organized in relation to topography, the size and type of lot, the character of adjoining property, and the type and size of buildings. The site must be developed so as not to impede the normal and orderly development or improvement of surrounding property for uses permitted by this Chapter. The site must be designed to conform to all provisions of this Chapter. Redevelopment of existing sites must be brought into conformance with all site improvement provisions of this Chapter which are relative to and proportionate to the extent of redevelopment, as determined by the Planning Commission or Zoning Administrator (or designee);
- (4) *Traditional City Character/Historic Preservation.* The City of Jackson is a traditional community with many historic characteristics and features. All site plans within the City must demonstrate that they are in keeping with the character and history of the surrounding residential, commercial, industrial, or mixed-use neighborhood;
- (5) *Buildings.* Buildings and structures will meet or exceed setback standards, height and other dimensional standards, and be consistent with applicable building design standards;
- (6) *Emergency Vehicle Access.* All buildings or groups of buildings must be arranged so as to permit emergency vehicle access by some practicable means to all vehicles;
- (7) *Ingress and Egress.* Every structure or dwelling unit must be provided with adequate means of ingress and egress via public streets, private roads and walkways;

- (8) *Pedestrian and Vehicular Orientation.* The site plan must provide a system for pedestrian circulation that allows pedestrians to safely access the site, circulate within the site, and access adjacent sites and development areas such as neighborhoods. The arrangement of vehicular and pedestrian circulation must respect the pattern of existing or planned streets and pedestrian or bicycle pathways in the City. The width of streets and drives must be appropriate for the volume of traffic they will carry;
- (9) *Drainage.* Stormwater management system and facilities must preserve the natural drainage characteristics and enhance the aesthetics of the site to the maximum extent possible. Measures must be taken to ensure stormwater management techniques follow safe practices to treat drainage before it enters the system;
- (10) *Soil Erosion.* The proposed development must include measures to prevent soil erosion and sedimentation;
- (11) *Exterior Lighting.* Exterior lighting must be designed so that it is aimed downward and deflected away from adjacent properties and so that it does not impede the vision of drivers on public streets, adversely impact abutting properties or adversely impact the natural evening sky. Lighting levels may not exceed half (0.5) a foot-candle beyond any perimeter (exterior) lot line;
- (12) *Preservation of Natural Areas.* The landscape must be preserved in its natural state, insofar as practicable, by minimizing tree and soil removal, alteration to the natural drainage courses, and the amount of cutting, filling and grading. Insofar as practical, natural features and the site topography, viewsheds, historical markers and environmental areas must be incorporated into the proposed site design;
- (13) *Public Services.* The scale and design of the proposed development must facilitate the adequate provision of services currently furnished by or that may be required of the City or other public agency including, but not limited to, fire and police protection, stormwater management, sanitary sewage removal and treatment, traffic control and administrative services. All new utilities must be installed underground;
- (14) *Traffic Impact.* The expected volume of traffic to be generated by the proposed use cannot adversely impact existing roads and the circulation thereon. Driveways must be located to minimize conflict with traffic operations on the adjoining road. The number of driveways must be the minimum needed to provide reasonable access to the site; and
- (15) *Master Plan.* Sites must be designed to be compatible with and in accordance with the goals and objectives of the City of Jackson Comprehensive Plan.

Section 2. That Article IV of Chapter 28 of the Code of Ordinances, City of Jackson, Michigan be further amended to read as follows:

ARTICLE IV. SUPPLEMENTAL PROVISIONS

...

Sec. 28-118. - Performance guarantees for improvements.

- (a) Prior to the issuance of a temporary or permanent certificate of occupancy is issued, the Zoning Administrator (or designee) may require, as a condition to the issuance of the certificate, the following:
 - (1) A deposit with the city clerk of cash, certified check, or irrevocable letter of credit covering the cost of improvements associated with the activity or project for which the certificate is sought.
 - (2) An easement allowing the City access to the property to make the required improvement(s) associated with the activity or project for which the certificate is sought, if that becomes necessary.
- (b) The deposit requirement shall not be mandated if and to the extent a like deposit has been made pursuant to the Land Division Act (PA 288 of 1967, MCL 560.101, et seq.).
- (c) The applicant may propose to the Zoning Administrator (or designee) a schedule pursuant to which portions of the deposit are to be returned in relation to the ratio of work completed on the required improvements as work progresses. The Zoning Administrator (or designee) will review the proposal, and, if reasonable, may establish a schedule as submitted by the applicant or as modified as the Zoning Administrator (or designee) deems appropriate.
- (d) In establishing the requirement for the performance guarantee, a specific number of days for completion of the improvements and the amount of the security shall be specified by the planning commission.
- (e) If the improvements have not been completed on or before the date specified for completion by the Zoning Administrator (or designee), all or part of the performance guarantee posted by the applicant, as needed for completion. Any and all costs incurred by the city in completing the improvements shall be taken from the performance guarantee. Any balance remaining following completion of the improvements shall be returned to the applicant.
- (f) If the amount of the deposit is not sufficient to complete the project, the applicant shall be responsible for all deficiency. In addition, the applicant shall be responsible for all costs incurred by the city to enforce this section, including but not limited to court costs and reasonable attorneys fees.



Department of Public Works - Engineering

161 W. Michigan Avenue - Jackson, MI 49201
Telephone: (517) 788-4160 — Facsimile: (517) 768-6435

CITY COUNCIL MEETING MAY 15, 2012

MEMO TO: Honorable Mayor and City Councilmembers

FROM: Patrick Burtch, Deputy City Manager
Jon H. Dowling, P.E., City Engineer

SUBJECT: Contract Award Request – Wildwood Avenue Water Main Replacement

MOTION: CONSIDERATION OF THE REQUEST TO APPROVE THE BID AWARD TO RJT CONSTRUCTION CO., JACKSON, MI, FOR A COST OF \$131,155.65, FOR THE CONTRACT FOR WILDWOOD AVENUE WATER MAIN REPLACEMENT FROM EDWARD AVENUE TO LYDIA STREET, AND AUTHORIZATION FOR THE MAYOR AND CITY CLERK TO EXECUTE THE APPROPRIATE DOCUMENT(S), IN ACCORDANCE WITH THE RECOMMENDATION OF THE PURCHASING AGENT AND THE CITY ENGINEER.

On May 1, 2012, bids were opened in the Purchasing Department for the Wildwood Avenue Water Main Replacement contract. This project will replace water main by directional bore on Wildwood Avenue from Edward Avenue to Lydia Street. Pavement cuts will have to be made at each end to connect to the existing water main. The new water main will be on the north side of Wildwood and five water services will be directional bored to the south side. The Engineer's estimate was \$152,633.00. The bids are as follows:

Company	Bid
RJT Construction Co., Jackson, MI	\$131,155.65
Rothenberger Company, Inc., Concord, MI	\$168,350.72
Jule Swartz and Sons Excavators, Jackson, MI	\$170,261.91

In concurrence with the Purchasing Agent, it is the recommendation of the Department of Public Works - Engineering that the Wildwood Avenue Water Main Replacement Contract be awarded to RJT Construction Co., Jackson, MI, at their bid of \$131,155.65, and the Mayor and the City Clerk be authorized to sign the contract documents. This project will be paid for with Water Funds.

If you have any questions please do not hesitate to contact me.

TRW:sms

C: Laurence R. Shaffer, City Manager
Randall T. McMunn, P.E., Assistant City Engineer
Troy White, P.E., Civil Engineer III
Lynn Fessel, Purchasing Agent
Shelly Allard, Purchasing Coordinator
Lucinda Schultz, Accounting Manager



View of Downtown Jackson from The Dalton Hotel — About 1913

City Manager's Proposed Budget

**Fiscal Year Ending
June 30, 2013**



CITY OF JACKSON, MICHIGAN

Proposed Budget

For The Fiscal Year Ended June 30, 2013

INTRODUCTORY SECTION

City of Jackson
Fiscal Year 2012/13 Proposed Budget
Table of Contents

	Page
Introductory Section:	
Table of Contents	Intro p. 1-4
Organizational Chart	Intro p. 5
List of Principal Officials	Intro p. 6
Budget Highlights for 2012/13	Intro p. 7-13
Budget Summary	Intro p. 14-15
Computation of Tentative 2012 City Tax Base	Intro p. 16
Ad Valorem Taxable Values - Ten Year Trends	Intro p. 17
Comparison of Millage Rates For Fiscal Years 2011/12 and 2012/13	Intro p. 18
Chart - City Millage Rates - Ten Year Trends	Intro p. 19
 Budget Resolutions:	
Annual Budget Resolution	To Be Provided
 General Fund:	
Fund Resume	
General Fund - Revenues & Expenditures (Chart)	1
Summary of Revenues, Expenditures and Changes in Fund Balance	2
General Fund Revenues By Department	3-7
General Fund Expenditures By Function/Department	8-9
Expense Detail:	
City Council	10
Administrative Hearings Bureau	11
City Manager	12-13
City Clerk - Elections	14-15
Finance	16-17
City Assessor	18-19
City Attorney	20-21
City Clerk	22-23
Personnel	24-25
Purchasing	26-27
City Treasurer	28-29
City Income Tax Administration	30-31
Management Information Services	32-33
City Hall & Grounds	34-35
Cemeteries	36
Unallocated	37
Police Department:	
Police Department Summary	38
Police Department Activity Personnel Chart	39
Police (General)	40-42
Police Youth Services-JPS	43
STEP Grant	43-44
O.S.H.P. Grants	45-46
Consortium Training/In-Service Training/MCOLES Training/HSG/ARRA	47-50

Table of Contents

(Continued)

	<u>Page</u>
General Fund:(Cont'd.)	
Expense Detail:(Cont'd.)	
Fire Department:	
Fire Department Activity Personnel Chart	51
Fire Suppression	52-53
Public Safety - Unallocated	54
Planning	55
Office of Emergency Measures	56
Department of Public Works & Engineering:	
Public Works and Engineering Summary	57
Tax Property Maintenance	58
Civic Affairs	59-60
Drains at Large	61
Storm Drain Construction	62
Grounds Maintenance	63
Sidewalk Construction	64
Street Lighting	65
Weed Control	66
Forestry	67
Parks, Recreation & Grounds:	
Parks, Recreation & Grounds Summary	68
Parks, Recreation & Grounds Activity Personnel Chart	69
Parks, Recreation & Grounds Administration	70-71
Parks & Facilities Maintenance	72-73
Lt. Nixon Memorial Park	74
Sharp Park Swimming Pool	75
Historical District	76
Human Relations	77
Contributions to Other Funds	78
Special Revenue Funds:	
Major Street Fund	79-90
Local Street Fund	91-100
Ella W. Sharp Park Operating Fund	101-105
Land Acquisition Fund	106-107
Housing Initiative Fund	108-109
Public Improvement Fund	110-111
Building Department Fund	112-115
Housing Code Enforcement Fund <i>(New)</i>	116-118
Building Demolition Fund <i>(New)</i>	119-121
Budget Stabilization Fund	122-123
Drug Law Enforcement Fund	124-125
Project Safe Neighborhoods Initiative Grant	126-128
Byrne JAG Grant Fund	129-134
COPS - CHRP Grant Fund	135-136
LAWNET Grant Fund	137-141
Lead Hazard Control Grant Fund	142-144
Neighborhood Stabilization Grant Fund	145-146
Waterfront Redevelopment Grant Fund	147-148
2008 Brownfield Assessment Grant Fund	149-150

Table of Contents

(Continued)

	<u>Page</u>
Special Revenue Funds:(Cont'd.)	
Recreation Activity Fund	151-153
JPS Recreation Millage Program Fund	154-156
2008 Brownfield Revolving Loan Fund	157-159
Debt Service Funds:	
Debt Summary (Table/Chart)	160
Michigan Urban Land Assembly Loan Debt Service Fund	161-162
2003 MTF Bond Debt Service Fund	163-164
City Hall Debt Service Fund	165-166
Building Authority Debt Service Fund	167-168
2001 DDA TIF Debt Service Fund	169-170
2011 DDA TIF Refunding Debt Service Fund	171-172
2012 BRA TIF Refunding Debt Service Fund	173-174
2002 BRA TIF Debt Service Fund	175-176
2007 BRA TIF Refunding Debt Service Fund	177-178
Capital Project Funds:	
Capital Projects Fund	179-182
Water Equipment and Replacement Fund	183-186
Sanitary Sewer Maintenance Fund	187-189
Sanitary Sewer Replacement Fund	190-192
Wastewater Equipment Replacement Fund	193-194
Brownfield Redevelopment Authority Fund	195-197
Downtown Development Authority Project Fund	198-199
Enterprise Funds:	
Debt Summary (Table/Chart)	200
Ella W. Sharp Park Golf Practice Center Fund	201-202
Auto Parking System Fund	203-205
Parking Assessment Fund	206-208
Storm Water Utility Fund	209-212
Sewer Fund	213-228
Water Fund	229-243
Parking Deck Fund	244-246
Internal Service Funds:	
Debt Summary (Table/Chart)	247
Public Works Administration Fund	248-252
Engineering Administration Fund	253-257
Local Site Remediation Revolving Fund	258-259
Motor Pool & Garage Fund	260-262
Equipment Revolving Fund	263-264
Workers Compensation Fund	265-266
Prescription Drug Fund	267-268
Health Care Insurance Deductible Fund	269-270
Health Care Insurance Deductible - Fire Fund	271-272

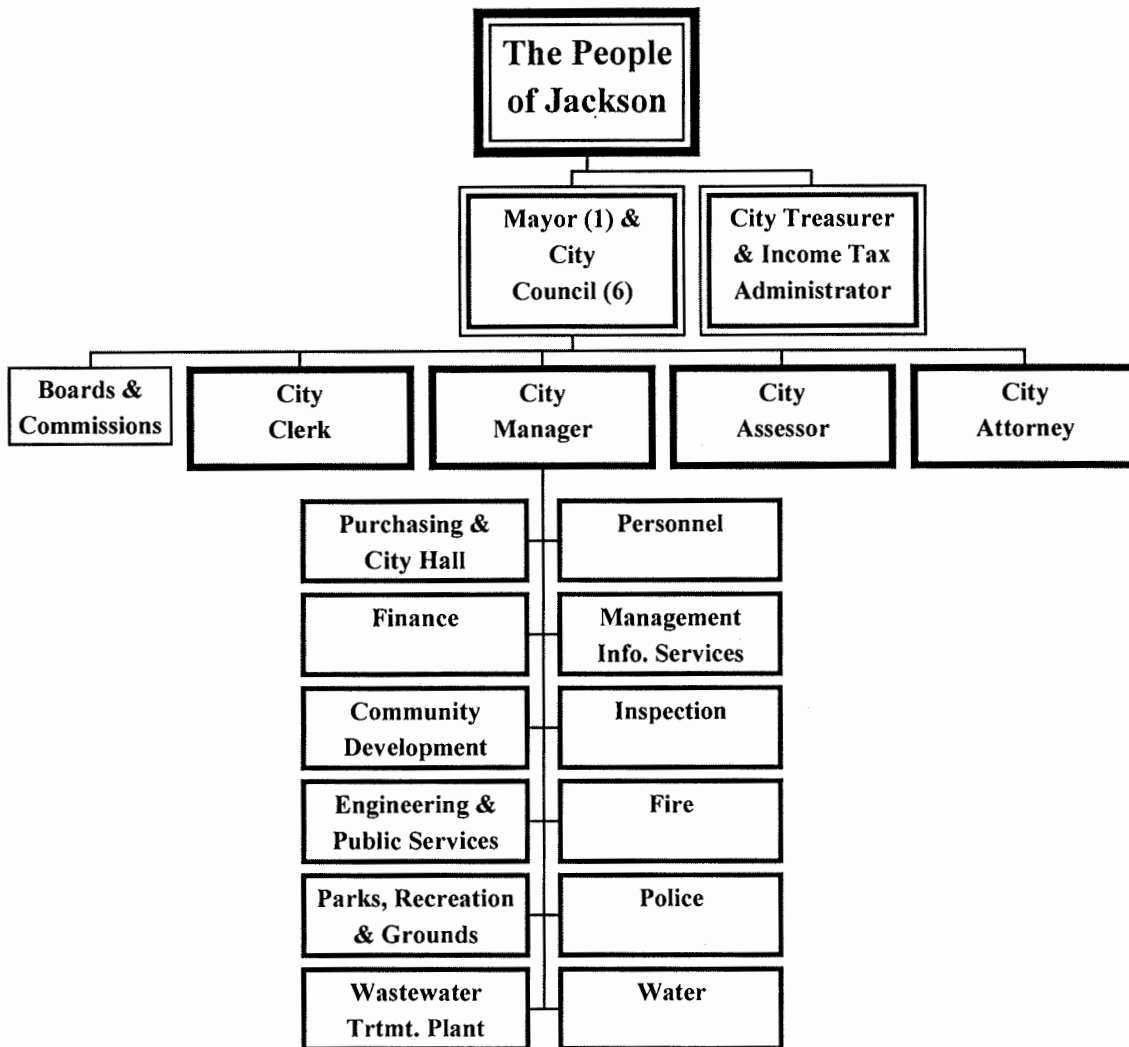
Table of Contents

(Continued)

	<u>Page</u>
Trust & Agency Funds:	
County & School Tax Collection Fund	273-274
Cemetery Perpetual Maintenance Fund	275-276
Ella W. Sharp Endowment Fund	277-278
Employees Retirement System Fund	279-280
Policemen's and Firemen's Pension Fund	281-282
Policemen's and Firemen's Pension - Act 345 Fund	283-284
Public Employee Health Care Fund	285-286
Special Assessment Funds:	
Special Assessment Fund	287-288



City of Jackson, Michigan Organizational Chart



**City of Jackson, Michigan
List of Principal Officials**



CITY COUNCIL

Martin J. Griffin, Mayor

Carl L. Breeding	1st Ward
Kimberly Jaquish	2nd Ward
Daniel P. Greer	3rd Ward
Laura D. Schlecte	4th Ward
Andrew R. Frounfelker	5th Ward
Derek J. Dobies	6th Ward

CITY OFFICIALS

Laurence R. Shaffer, City Manager


Patrick H. Burtch	Deputy City Manager/Community Development Director
Crystal Dixon (County)	Director of Human Resources
Jon Dowling	City Engineer/Director of Public Services
Lynn Fessel	City Clerk
Julius Giglio	City Attorney
Matthew Heins	Police Chief
Philip J. Hones	Finance Director
Todd S. Knepper	Utilities Director
Kelli Hoover	Director of Parks, Recreation & Grounds
David Taylor	City Assessor
David D. Wooden	Deputy Fire Chief
Andrew J. Wrozek, Jr.	City Treasurer/Income Tax Administrator



City Manager's Office

161 W. Michigan Ave. • Jackson, MI 49201-1303
(517) 788-4035 • Facsimile (517) 768-5820

MEMO TO: Martin J. Griffin, Mayor
Members of the City Council

FROM: Laurence Shaffer, City Manager 

DATE: April 17, 2012

SUBJECT: Proposed Fiscal Year 2012-2013 Budget

Consistent with the Charter of the City of Jackson, Article XIII, allow this publication to serve as the proposed Fiscal Year 2012-2013 Budget for the City of Jackson. The Charter requirement is as follows:

Section 13.3 Annual Budget Procedures.

The manager shall be the chief financial officer of the city. The manager shall prepare and submit to the mayor and the council, or before the first regular council meeting in May of each year, a recommended annual operating budget covering the next fiscal year.

The proposed Fiscal Year 2012-2013 budget recommends the following expenditures:

FY 2012/13

General Fund	\$20,156,468
Special Revenue Funds	16,663,201
Debt Service Funds	2,443,504
Capital Projects Funds	6,487,181
Enterprise Funds	15,009,872
Internal Service Funds	3,701,502
Trust and Agency Funds	9,495,900
Special Assessment Fund	649,247
Total	\$74,606,875

The proposed Fiscal Year 2012-2013 budget provides for a \$2,937,453 General Fund surplus that can be used by the City Council to offset the challenges associated with a catastrophic need or a revenue shock associated with a declining economy.

The Building Demolition Fund is proposed to be \$500,000 to supplement funding either attained or being sought from federal and state agencies to address the vacant residential blighted property demolitions scheduled for next year.

I would like to thank and congratulate the Finance Department for a wonderful job of creating a terrific budget for the City of Jackson. I would also like to thank all of the great City of Jackson employees for all of their hard work, dedication and commitment to the community. I look forward to working with the City Council to create a Fiscal Year 2012/2013 City of Jackson Budget that meets and exceeds our goals and aspirations. Thank you.



BUDGET HIGHLIGHTS FOR FISCAL YEAR 2012/13

INTRODUCTION

In accordance with the requirements of the City Charter, I submit to you for your consideration the annual budget for the fiscal year beginning July 1, 2012, and ending June 30, 2013.

Section 13.3 of the City Charter requires that the City Manager “shall prepare and submit to the mayor and the council, on or before the first regular council meeting of May in each year, a recommended annual budget covering the next fiscal year.” The City Council's responsibilities, as provided by City Charter Section 13.4 and 13.5, are as follows:

- A. To hold a public hearing on the recommended budget, notice of which shall be published at least five days prior to the hearing.
- B. No sooner than seven (7) days after the public hearing, but not later than May 31st, adopt, by resolution, the annual budget for the next fiscal year.
- C. Publish the annual budget resolution, as adopted, on or before July 1st of each year.

The Charter also provides that the City Council “may amend the annual budget...to cover unanticipated expenditures of the City.”

TIMETABLE

Based on the time constraints imposed by the Charter, the following budget schedule was proposed to ensure compliance:

- April 16** - Submission of the City Manager's Proposed Budget to the Finance Committee/City Council.
- May 15** - Public Hearing on the Budget
- May 22** - Adoption of the Budget

FUND OVERVIEW

General Fund

The projected fund balance for June 30, 2013 is \$ 1,333,953 or 6.6 % of budgeted expenditures. Combined with the fund balance in the Budget Stabilization Fund of \$1,603,500, the City has a combined projected fund balance of just over \$2.9 million in budgeted surplus, or 14.6 % of General Fund expenditures. It is the City's desire to maintain a 15% surplus with that amount never falling below 10 % as a minimum.

The City continues to work with reduced staffing levels in nearly all expenditure functions as a result of its effort to deal with the prior fiscal year loss of statutory revenue sharing that initially eliminated all of approximately \$ 2.1 million. The State has, since that time, implemented the Governor's Economic Vitality Incentive Program (EVIP) which has given the City the opportunity to recover about two-thirds of those funds through the adoption of “Best Practices” being proposed by the State. In addition, the City's income tax revenues continue to show signs of improvement after a \$ 1.2 million decline in fiscal year 2010, when income taxes had declined to levels not seen since 1997. Property tax revenues continue to fall as a result of the City's tax base decline from \$ 591 million in taxable value to \$ 566 million – a decrease of 4.4 %. This will be the fourth straight fiscal year the City has seen such declines.

FUND OVERVIEW (Continued)

Major Street and Local Street Funds

Approximately \$8.3 million in street and bridge construction is included in the Major and Local Street Funds' budgets as well as over \$1.1 million in street and bridge maintenance for 2012/13.

Public Improvement Fund

Funding of Major and Local Street Construction (\$704,109) and Capital Projects Fund requests (\$ 375,000) make up the bulk of funding uses from the Public Improvement Fund.

Capital Projects Fund

Completion of the Improvements to the Sharp Park Golf Course Project (\$167,212) comprises the single largest capital project for 2012/13. Other projects/programs expected to be undertaken or completed in 2012/13 include the Parks Improvements-Citywide Program (\$ 70,000), the Under the Oaks Park Improvements Project (\$ 65,000), the Boos Center Improvements Project (\$ 50,000) and the continuation of the Ash Tree Removal and Replanting Program through the City's Forestry division (\$25,000).

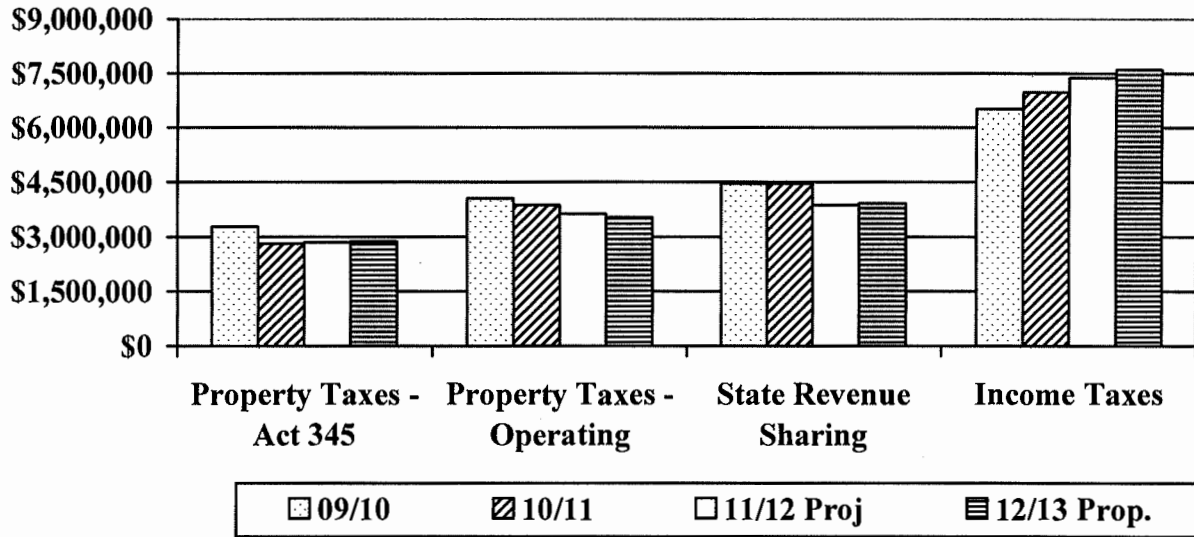
Sewer and Water Funds

The current fiscal year average water and sewer rate increase is approximately 10.1%. There is a tentatively scheduled average sewer and water rate increase of 3.5% for 2012/13.

REVENUES

- General operating property tax revenues are projected to decrease approximately 2.8% largely as a result of a 4.4% decline in the City's tax base but offset somewhat by the reduction in amounts that are "captured" by the DDA TIF as well as various brownfield redevelopment projects. No Headlee rollback is anticipated. The City's Act 345 tax levy, used to fund the Policemen's and Firemen's Pension-Act 345 System, will increase slightly, by \$26,814, as a result of the increase in the actuarially computed contribution requirement. The actual Act 345 millage rate will increase from 5.25 to 5.46 mills due largely to the decline in tax base.
- The Proposed Budget for 2012/13 projects that the City will receive all the statutory state revenue sharing distributions it is eligible for under the Economic Vitality Incentive Program mentioned earlier. This amounts to approximately \$ 1.475 million based on the State's projected distributions. In order to continue to receive these funds the City will need to show continued compliance with the related criteria – 1) accountability and transparency, 2) service sharing and consolidation and 3) employee compensation - used by the state. The City also expects to receive constitutional revenue sharing in the estimated amount of \$ 2.41 million. In retrospect, the City received nearly \$6.7 million in total state revenue sharing distributions in fiscal year 2001 and now can expect to receive approximately \$ 3.9 million twelve years later.
- Income taxes are projected to continue to show modest recovery from fiscal year 2010. The current unemployment rate as of February, 2012 of 12.7% reflects a decline of nearly one-fourth of the corresponding rate from one year ago of 15.7%. In addition, employment levels have increased to 14,258 from 13,745 for the same time period – an increase of 513 workers employed, or 3.7%. Actual income tax collections through March of this year, when using trend analysis of collection data for the last eleven fiscal years, indicate the City can expect to increase current income tax revenues by approximately \$ 400,000 over last year. Considering all these factors, the projected income tax revenue amount for the current fiscal year is projected to reach \$ 7.375 million and continue to increase to \$ 7.6 million for next fiscal year, which represents a 3 % increase over the current projection.

REVENUES (Continued)



EXPENSES

GENERAL FUND

Legislative & General Government

- A small .3 % decrease from projected 2011/12 expenditures. There are no budgeted wage increases for the MAPE bargaining unit (contract expired 6/30/11) nor for non-union employees. Health insurance rates used in the budget estimates for 2012/13, which include prescription coverage, reflect a 10% increase over the current year and an employee cost share of 20% for all affected employees.
- Continuation of the Mayor and City Council salaries, per LOCC recommendation from the prior year.
- Elimination of the vacant part-time Assistant City Assessor position and replacement with a part-time Appraiser position at a lower grade with more hours.
- Return of Deputy City Attorney back to full-time with additional funding coming from code enforcement activities.
- Continuation into the second full year of the consolidation of the Personnel Department (eff. 4/25/11) with the County. Savings are estimated to approximate \$ 120,000 annually.
- Discussions with the County in the area of shared services as it relates to the City’s MIS Department were held in the later part of 2011 also and may result in cost savings if implemented in 2012/13. In addition, the MIS Department proposed budget for 2012/13 includes the first payment on the replacement of its backup server, which was performed in the current fiscal year, and plans to replace the exchange server, which handles the entire city’s email system, are being made for 2012/13. Both purchases are being financed internally through the City’s Equipment Revolving Fund #663.
- The elimination of the full-time Building Maintenance Supervisor position in the City Hall & Grounds activity due to retirement with replacement with a part-time position.
- Administration of the City’s two cemeteries – Woodland and Mt. Evergreen – has been placed back under the Parks, Recreation and Grounds Department effective in the spring of 2012.
- Continuation of economic and community promotion allocations the DDA (\$ 8,000) and to DDA sponsored events (\$5,000) such as “Eve on the Ave” and other seasonal events to stimulate activity in the downtown area.
- Contingency funding for non-union (General Fund) two-percent raises (\$ 36,000) in the Unallocated Activity.
- Estimated uncollectible income tax receivables are estimated to continue to cost the City \$ 100,000 annually due to the rising number of unpaid income tax receivables in relation to prior years.

EXPENSES (Continued)

Police Department

- A 3.9% increase from current budgeted 2011/12 expenditures in the general Police Department Activity.
- As with all other departments, there are no wage increases proposed other than normal step increases. In addition, health insurance rates are the same as those proposed for all City employees, as described previously.
- Budgeted staffing levels within the General Fund that have been changed from those current budgeted levels are as follows:
 - An increase of 6 Patrol Officer positions – from 27 to 33. This includes the transfer of 3 positions that had been funded as part of the COPS Grant Fund and are required to be retained following the expiration of that three year grant agreement.
 - A reduction of Police Sergeant positions – from 9 to 7.
 - An increase of 1 Communication Specialist position – from 4 to 5.
- Fuel costs are projected to increase \$ 35,477, or 32 %, over actual 2011 expenditures.
- Second year (of three) financing of the Law Enforcement Records Management Software System with a total cost of \$ 89,107 – annual payments to be \$ 31,502 and financing was done internally through the City's Equipment Revolving Fund # 663.
- Historically the Department has routinely replaced four patrol vehicles annually in an effort to avoid high maintenance costs. The severe budget cuts implemented last fiscal year required the suspension of this practice for the current fiscal year, however, funds are included the renewal of this annual capital outlay in the amount of \$ 76,000 for 2012/13.

Fire Department

- An 8.1% overall decrease from current budgeted 2011/12 expenditures. Proposed expenditures have declined \$ 269,726, however, \$ 240,588, or 7.2% of this decrease is attributable to reductions in health care and allocated pension costs.
- Budgeted staffing levels within the General Fund that have remained unchanged from the current levels.
- Phone system upgrade, making their system compatible with that of other departments, included at \$ 15,955.

Other Public Safety

- The City's scheduled contribution to the Police and Fire Pension in the current year is \$ 500,000 and will increase to \$ 599,431 in fiscal year 2013 based on the City Actuary's recommendation.
- Police and Fire health insurance costs for retirees continue to escalate as a result of annual premium increases but also as a result of an increase in the number of retirements, especially in the Fire Department.
- Day-to-day staffing of the Planning Activity (101-401) and the Historical District Commission Activity (101-803) became the responsibility of the Community Development Department beginning in fiscal year 2012. The Proposed Budget continues to include funding for the City to remain a member of Region II Planning Commission.
- Includes continued contribution to the County for the City's one-half share of the joint Emergency Measures Office (101-426).

Public Works/Engineering

- Minimal funding for the continued phasing-out of the Tax Property Maintenance Activity (# 101-441); the majority of tax reverted properties have now been transferred to the County's recently established Land Bank Authority for their maintenance and ultimate disposition
- Effective in the spring of 2011, the Drains at Large (101-445) and the Storm Drain Construction (101-446) activities were eliminated in the General Fund with all related work becoming part of the newly-established Storm Water Utility Fund # 589.

EXPENSES (Continued)

Recreation and Culture

- Continued CDBG funding for the King Center Summer Program in the amount of \$40,000.
- Inclusion of the final of three payments for the purchase of a truck with plow in the Parks and Facilities Maintenance Activity (# 101-697).
- Continued operation of the Sharp Park Pool with community donations that will likely be sufficient to offset the portion of operation expenditures requiring General Fund subsidy. In the event, however, that major repairs would be required to keep the pool open the City would need to re-examine its continued operation.

Contributions to Other Funds

- Continued operating subsidies to the Sharp Park Operating Fund in the reduced amount of \$35,000. This subsidy is required to fund the portion of maintenance of Ella Sharp Park that is not covered by funds generated from the mini-golf course and the full golf course as well as funds derived from the Ella Sharp Endowment. Past years have seen this subsidy as high as \$ 150,000; however, reductions in expenditures have significantly reduced this amount to that indicated above.
- The Building Department Fund subsidy, which was eliminated in 2010/11, will increase to \$69,310 this year and \$ 99,375 next year. Increased personnel costs and uncollectible demolition expenditures are the major reasons for this subsidy increase.
- Two new funds were established this fiscal year during the budget process - the Housing Code Enforcement Fund # 251 and the Building Demolitions Fund # 252. The Housing Code Enforcement Fund will basically be utilized to account for the operations of the City's Rental Registry Program while the Building Demolitions Fund will be used to account for the cost of demolitions and board-ups that are not funded with Brownfield or CDBG funds. The City has adopted a budget resolution authorizing \$ 225,000 in General Fund transfers to the Building Demolitions Fund in the current fiscal year and the proposed budget increases that amount to \$ 500,000 for 2012/13. These funds, together with available Brownfield and CDBG funds, will form the initial funding for the City's Demolition Program.

MAJOR STREET FUND

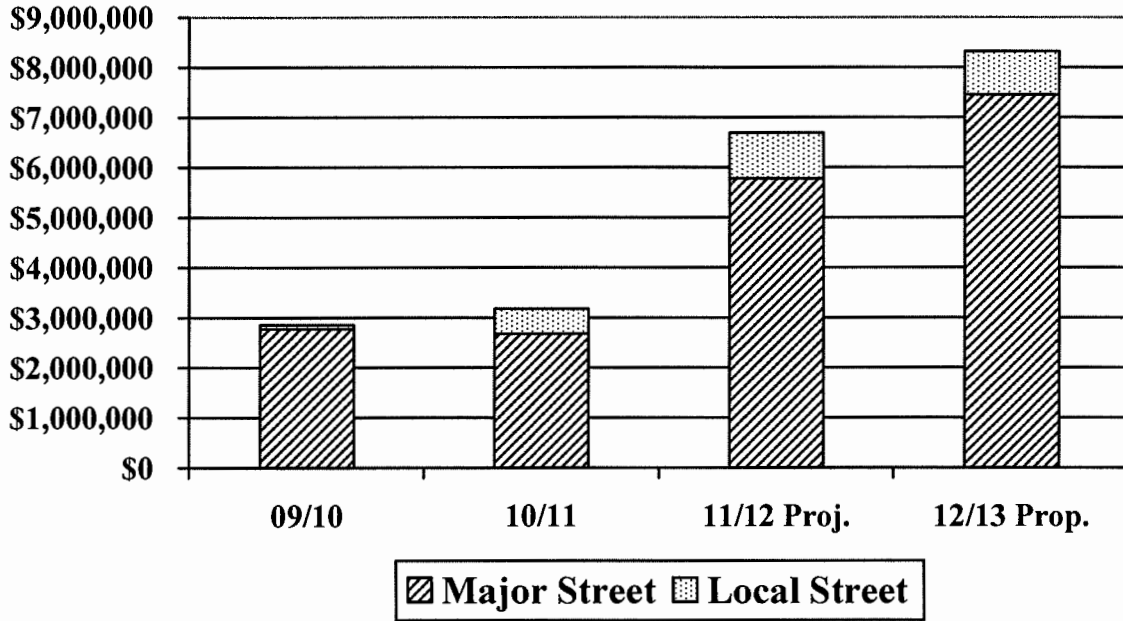
The Major Street Fund budget will provide for street and bridge construction (including State Highway Construction) totaling nearly \$7.5 million in 2012/13. The most significant project is the completion of the West Ave. Bridge from Wildwood to Ganson which is budgeted for over \$ 5.13 million (total \$ 8.72 million) of this amount, or 69 %. Other projects include High: Cooper to Losey (\$ 611,000), Fourth: Linden to Griswold (\$ 597,000), Ganson: Wisner to Jackson (\$ 479,200) as well as some smaller projects (see page 83 and 90 for detail).

LOCAL STREET FUND

Among the various street construction projects planned in the Local Street Fund for 2012/13 are the Durand: South End to Morrell, Homewild: Ellery to Edgewood and Forest: Bend to Edgewood (a complete list of budgeted projects is on page 95).

EXPENSES (Continued)

A graphical summary of Major Street and Local Street expenditures for construction since fiscal year 2009/10 is as follows:



PUBLIC IMPROVEMENT FUND

As indicated previously the Capital Projects Fund (see below) will also receive a transfer in the budgeted amount of \$375,000 to provide funding for various capital improvement projects (see page 181 in the Capital Project Funds section for listing). Also budgeted for fiscal year 2011/12 are transfers in the amount of \$ 529,109 to the Major Street Fund and \$ 175,000 to the Local Street Fund. These transfers will be used to provide funding for various construction projects in the Major Street Fund as well as for various smaller projects in the Local Street Fund (see page 83, 90 and 95 for detail).

CAPITAL PROJECTS FUND

The Capital Projects Fund was established as part of 1998/99 budget cycle in an effort to provide for the implementation of an ongoing Capital Improvements Program. Funding for projects included may come from City sources (General Fund, Public Improvement Fund, and CDBG) as well as from federal grants, state grants and private donations.

As indicated previously, the completion of the Sharp Park Golf Course Project (\$167,212) comprises the largest capital project for 2012/13. A summary of this and other projects for both fiscal year 2011/12 and 2012/13 can be seen on page 181.

EXPENSES (Continued)

SEWER FUND

Budgeted Sanitary Sewer Replacement Fund (#405) projects will total \$ 890,011 in fiscal year 2012/13. Details for these specific projects can be found on page 192. Two of the larger projects are the E. Michigan Sewer Lining Project (\$ 264,000) and the Hibbard and Alma Ct. Sewer Separation Project (\$ 229,000).

Pumping station improvements are estimated to cost \$ 300,000 in fiscal year 2013 and will include improvements to the Jackson Crossing and Creglow lift stations. It should be noted that EARP Solar Project is also included in the Sanitary Sewer Replacement Fund (#405) in the amount of \$ 750,000. This project recently failed to get the necessary City Council approval and will not proceed as shown in the proposed budget.

As indicated previously, sewer rates are scheduled to increase for FY 2013 by 3.5% for a typical average ratepayer.

WATER FUND

The Water Department continues its replacement of lead water services and obsolete water mains with the estimated amount for fiscal year 2013 totaling \$1,103,048. A listing of the streets that are budgeted for water main replacements can be found on page 185.

Other capital improvements scheduled for 2012/13 include two 24" valves outside the WTP (\$ 65,000), meter replacement (\$ 246,000), continuation of the wellhead protection programs and replacement of Meter pickup truck and dump truck.


The 1999 Water Revenue Bonds were refunded in April, 2009. This refunding utilized existing bond cash reserves to pay down the maturity of the original bonds, shortening the final maturity by three years (from 2016 to 2013). In addition, the average interest rate of the refunded bonds – 4.64% - was replaced with an average rate of 3.18% saving the Water Fund an estimated \$65,667 on a present value basis. The Water Fund has only one principal payments remaining - \$ 273,000 in fiscal year 2013 – and all bonded debt will be retired.

Water rates had not increased for five years – since July 1, 2004 - following a three year rate freeze as a result of an agreement to provide water to the State Prison (Blackman Township). Water rates were increased 9.7% in fiscal year 2011, 10.6 % for fiscal year 2012 and are scheduled to be increased the same as the sewer rates – 3.5% - in fiscal year 2013.

SUMMARY

I am pleased to present these budget highlights to the City Council and look forward to reviewing the budget with you at your convenience.

Respectfully submitted,



**Laurence Shaffer
City Manager**

City of Jackson
Fiscal Year 2012/13 Proposed Budget
Budget Summary

	Projected Beginning Balance	Revenues	Expenditures	Projected Ending Balance
General Fund	\$ 1,324,042	\$ 20,166,379	\$ 20,156,468	\$ 1,333,953
Special Revenue Funds:				
Major Street	345,292	9,503,721	9,693,083	155,930
Local Street	88,531	1,550,965	1,603,111	36,385
Ella Sharp Park Operating	11,665	692,700	690,279	14,086
Land Acquisition	1,702	40,000	40,000	1,702
Public Improvement	627,907	1,023,300	1,264,621	386,586
Building Department	0	589,475	589,376	99
Housing Code Enforcement	0	861,250	861,250	0
Building Demolition	0	500,000	500,000	0
Budget Stabilization	0	10,000	10,000	0
Drug Law Enforcement	73,292	32,530	43,216	62,606
Byrne Jag Grant	0	17,590	17,590	0
Recreation Activity	114,122	296,000	247,532	162,590
JPS Recreation Millage Program	22,855	222,200	227,956	17,099
2008 Brownfield Revolving Loan	0	875,187	875,187	0
	1,285,366	16,214,918	16,663,201	837,083
Debt Service Funds:				
2003 Michigan Transportation Fund Bond	7	284,705	284,705	7
City Hall	8,949	677,500	676,389	10,060
Building Authority	3,351	132,512	132,512	3,351
2001 DDA TIF	637	550	550	637
2011 DDA TIF Refunding	431	247,925	247,925	431
2012 BRA TIF Refunding	0	406,094	406,094	0
2002 BRA TIF	2,273	0	0	2,273
2007 BRA TIF Refunding	100	695,329	695,329	100
	15,748	2,444,615	2,443,504	16,859
Capital Projects Funds:				
Capital Projects Fund	12,212	375,000	387,212	0
Water Equipment & Replacement	1,495,336	1,506,000	1,907,430	1,093,906
Sanitary Sewer Maintenance	0	512,166	512,166	0
Sanitary Sewer Replacement	2,117,632	654,778	890,011	1,882,399
Wastewater Equipment Replacement	2,757,426	643,000	1,164,000	2,236,426
Brownfield Redevelopment Authority	1,877,011	1,113,579	1,285,887	1,704,703
Downtown Development Authority Project	669,893	840,548	340,475	1,169,966
	8,929,510	5,645,071	6,487,181	8,087,400
Enterprise Funds:				
Sharp Park Golf Practice Center	27,475	64,500	55,939	36,036
Auto Parking System	1,301	26,300	25,873	1,728
Parking Assessment	38,526	131,989	117,994	52,521
Storm Water Utility	383,421	1,105,520	1,040,019	448,922
Sewer	2,646,970	5,321,115	5,689,722	2,278,363
Water	2,853,771	7,511,331	7,562,345	2,802,757
Parking Deck Fund	1,096,798	257,235	517,980	836,053
	7,048,262	14,417,990	15,009,872	6,456,380

City of Jackson
Fiscal Year 2012/13 Proposed Budget
Budget Summary

	Projected Beginning Balance	Revenues	Expenditures	Projected Ending Balance
Internal Service Funds:				
Public Works Administration	317,049	630,499	624,499	323,049
Engineering Administration	6,216	425,765	422,241	9,740
Local Site Remediation Revolving	528,204	81,522	201,000	408,726
Motor Pool & Garage	911,950	1,337,049	1,466,584	782,415
Equipment Revolving Fund	0	73,880	73,880	0
Workers' Compensation	1,176,595	280,000	133,798	1,322,797
Prescription Drug	39,714	356,050	395,250	514
Health Care Insurance Deductible	439,814	414,400	384,250	469,964
	3,419,542	3,599,165	3,701,502	3,317,205
Trust & Agency Funds:				
County & School Tax Collection	0	20,000	20,000	0
Cemetery Perpetual Maintenance	1,901,025	85,100	60,100	1,926,025
Ella W. Sharp Park Endowment	1,212,178	82,000	42,800	1,251,378
Employees Retirement System	34,319,645	4,183,000	3,500,000	35,002,645
Policemen's & Firemen's Pension	3,750,183	971,431	990,000	3,731,614
Policemen's & Firemen's Pension - Act 345	36,025,476	7,200,342	4,875,000	38,350,818
Public Employee Health Care Fund	608,108	40,000	8,000	640,108
	77,816,615	12,581,873	9,495,900	80,902,588
Special Assessment Funds:				
Special Assessment	(786,428)	649,247	649,247	(786,428)
	(786,428)	649,247	649,247	(786,428)
GRAND TOTAL	\$ 99,052,657	\$ 75,719,258	\$ 74,606,875	\$ 100,165,040

NOTE: Balances shown are fund balances except for Enterprise and Internal Service Funds, which are working capital balances.

City of Jackson
Fiscal Year 2012/13 Proposed Budget
Computation of Tentative 2012 City Tax Base

Ad Valorem (Non-Renaissance Zone) Taxable Value :

Real Property	\$ 467,915,351	
Personal Property - Renaissance Zone	70,454,600	\$ 538,369,951

Ad Valorem (Renaissance Zone) Taxable Value :

Real Property	\$ 89,429,126	
Personal Property	3,448,000	92,877,126
Portion Taxable	25%	23,219,282

Net Ad Valorem Taxable Value: 561,589,233

Obsolete Property Rehabilitation Act - Frozen 441,118

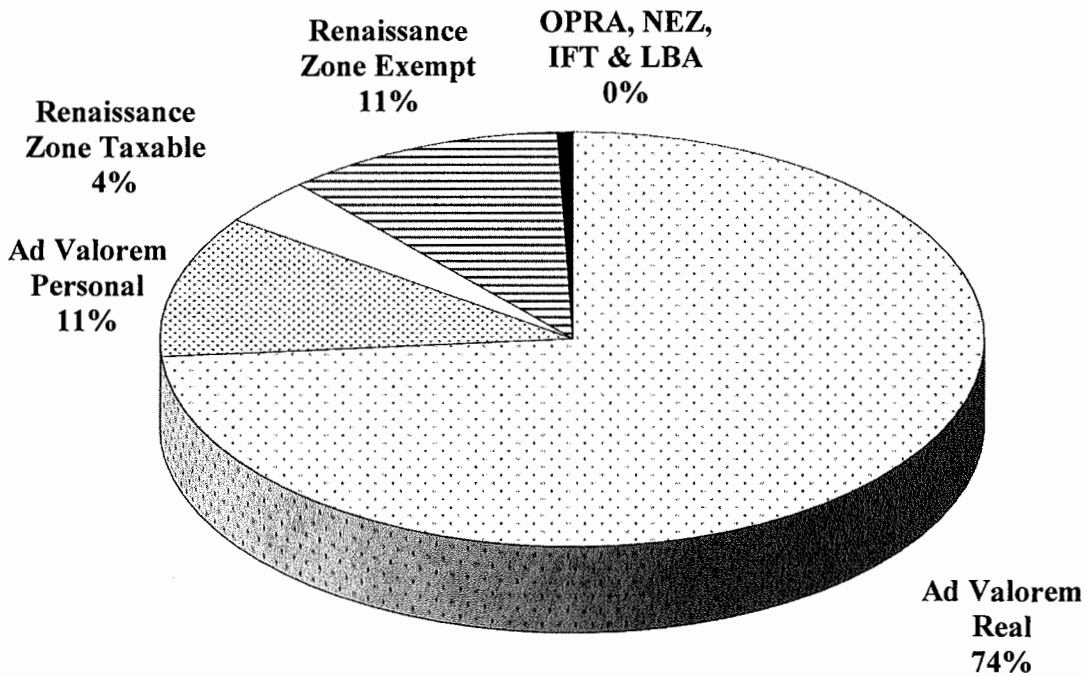
Neighborhood Enterprise Zone 80,447

Industrial Facilities Tax - New 6,890,650
 50% 3,445,325

Land Bank Authority 209,200
 50% 104,600

Total Tentative 2012 City Tax Base \$ 565,660,723

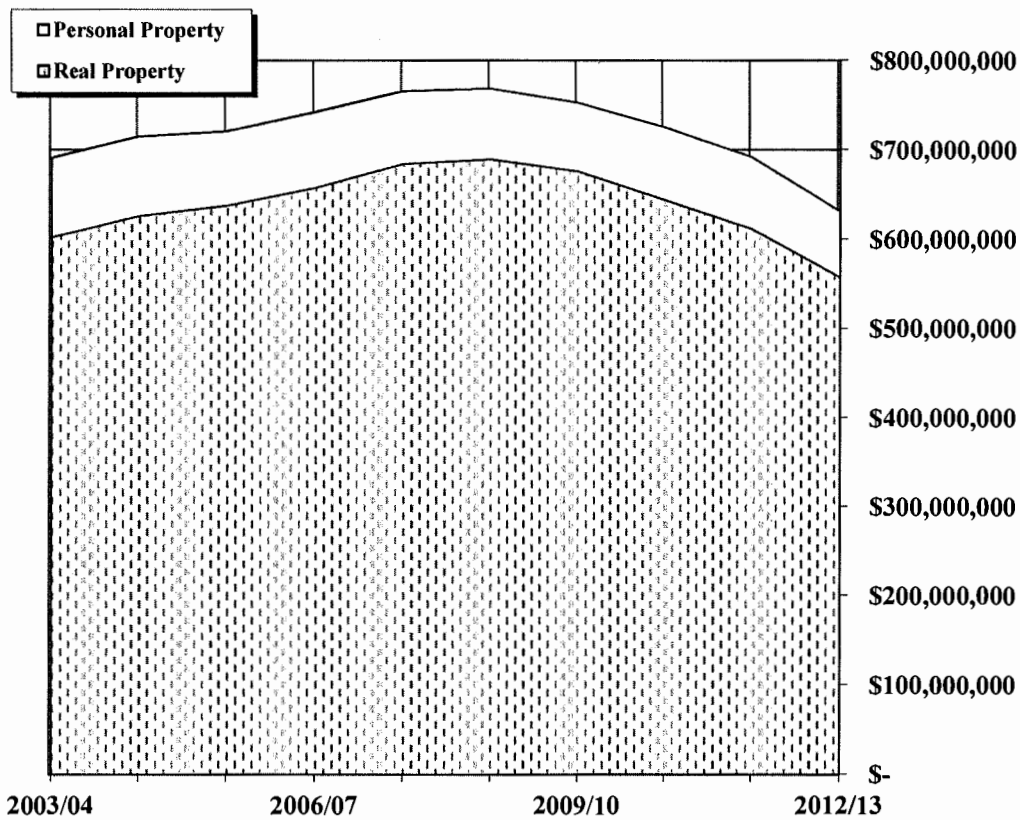
(1) Renaissance Zone Property are exempt from all millages except bonded indebtedness.



City of Jackson
Fiscal Year 2012/13 Proposed Budget
Ad Valorem Taxable Values
Ten Year Trends

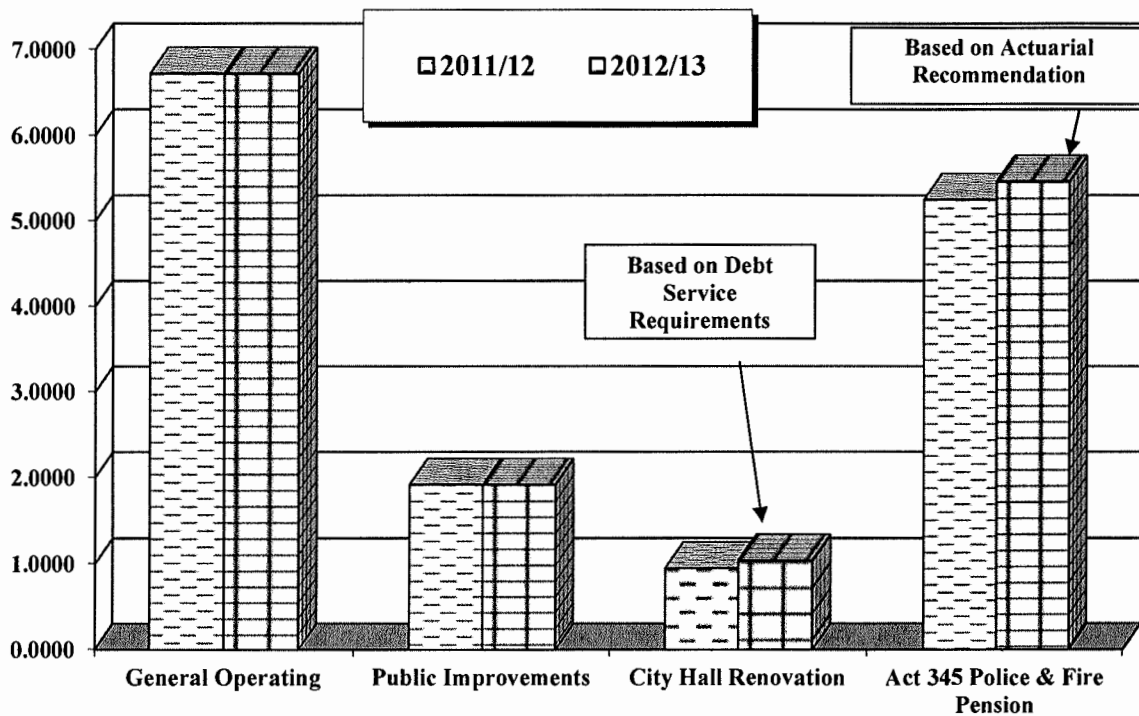
Fiscal Year	Real Property	Personal Property	Total (1)	% Change
2003/04	\$ 601,930,007	\$ 88,568,100	\$ 690,498,107	25.14%
2004/05	625,718,543	88,893,584	714,612,127	3.49%
2005/06	637,342,306	83,013,769	720,356,075	0.80%
2006/07	656,972,298	85,010,000	741,982,298	3.00%
2007/08	683,732,271	81,563,700	765,295,971	3.14%
2008/09	688,901,490	79,361,400	768,262,890	0.39%
2009/10	675,674,455	76,961,000	752,635,455	-2.03%
2010/11	644,023,941	81,180,897	725,204,838	-3.64%
2011/12	611,658,592	80,010,400	691,668,992	-4.62%
2012/13	557,344,477	73,902,600	631,247,077	-8.74%

(1) Above Ad Valorem assessments include those properties located within Renaissance Zones and which are currently subject only to millage levied for bonded indebtedness.



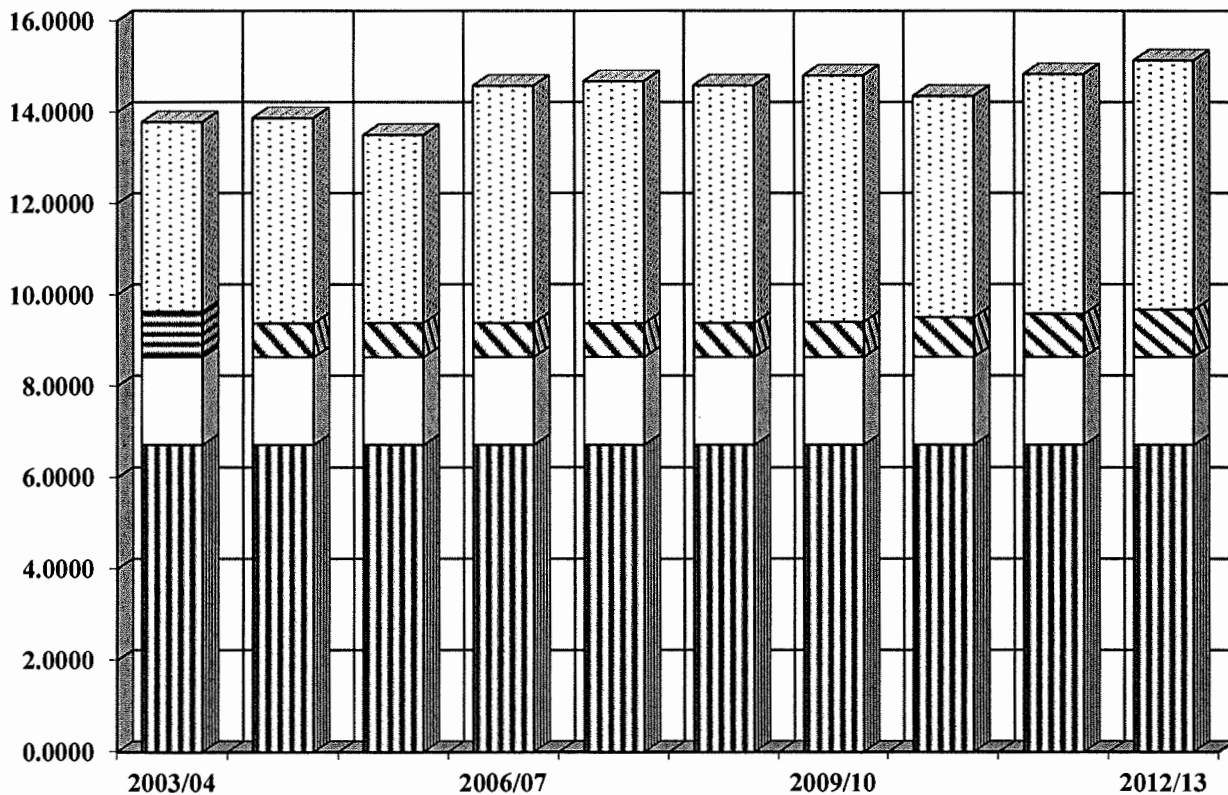
City of Jackson
Fiscal Year 2012/13 Proposed Budget
Comparison of Millage Rates
For Fiscal Year 2010/11 and 2011/12

<u>Purpose of Millage</u>	<u>Millage Rates</u>		<u>Change</u>	
	2011/12	2012/13	Mills	Percent
General Operating	6.7192	6.7192	+ 0.0000	0.00%
Public Improvements	1.9197	1.9197	+ 0.0000	0.00%
City Hall Debt	0.9500	1.0400	+ 0.0900	9.47%
Act 345 Police & Fire Pension	5.2500	5.4600	+ 0.2100	4.00%
Total City Millage	14.8389	15.1389	+ 0.3000	2.02%



City of Jackson
Fiscal Year 2012/13 Proposed Budget
City Millage Rates
Ten Year Trends

Fiscal Year	General Operating	Public Improvement	Act 345 Police & Fire Pension	City Hall Debt	Total
2003/04	6.7192	1.9197	4.1500	-	12.7889
2004/05	6.7192	1.9197	4.5000	0.7400	13.8789
2005/06	6.7192	1.9197	4.1200	0.7500	13.5089
2006/07	6.7192	1.9197	5.1900	0.7500	14.5789
2007/08	6.7192	1.9197	5.3000	0.7400	14.6789
2008/09	6.7192	1.9197	5.2000	0.7500	14.5889
2009/10	6.7192	1.9197	5.4000	0.7700	14.8089
2010/11	6.7192	1.9197	4.8500	0.8700	14.3589
2011/12	6.7192	1.9197	5.2500	0.9500	14.8389
2012/13	6.7192	1.9197	5.4600	1.0400	15.1389



General Fund

The General Fund is used to account for resources traditionally associated with government which are not required legally or by sound financial management to be accounted for in another fund.

(101) General Fund

PURPOSE - The General Fund is used to account for all revenues, expenditures, and activities not specifically provided for in other funds.

CHARACTER - The General Fund receives a variety of revenues, such as general property taxes, license fees, fines, penalties, permit fees, state aid and grants, federal grants, revenues from the use of money and property, and charges for current services and other revenues. Most of the current activities of the City of Jackson are accounted for in the General Fund.

AUTHORITY - The statutes of the State of Michigan require the existence and use of the General Fund.

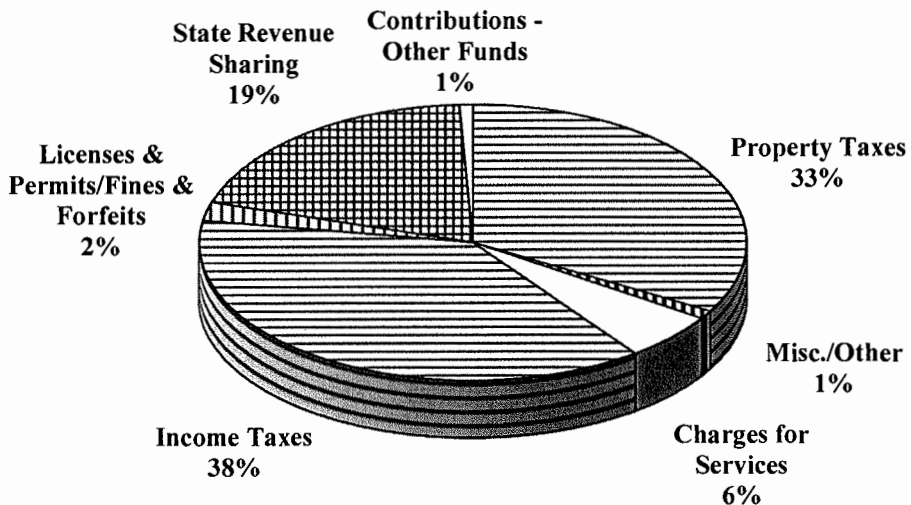
LIST OF DEPARTMENTS WHICH ARE INCLUDED IN THE GENERAL FUND

- | | |
|--------------------------------------|---|
| 1. City Council | 11. City Treasurer / Income Tax Administrator |
| 2. Administrative Hearings Bureau | 12. Management Information Services |
| 3. City Manager | 13. Police |
| 4. City Clerk / City Clerk-Elections | 14. Fire |
| 5. Finance | 15. Planning |
| 6. City Assessor | 16. Engineering |
| 7. City Attorney | 17. Public Works |
| 8. Personnel | 18. Historical District Commission |
| 9. Purchasing | 19. Parks, Recreation & Grounds |
| 10. City Hall & Grounds | 20. Human Relations |

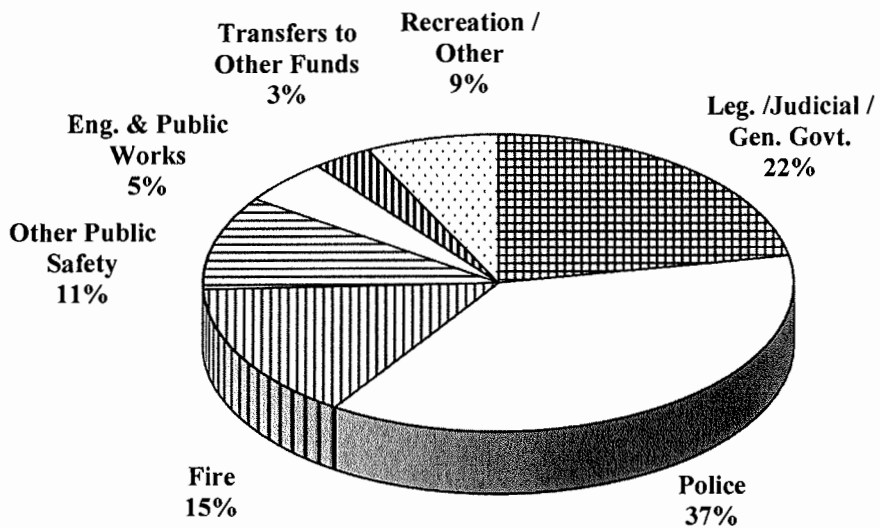
In addition to the above departments, the General Fund also accounts for various grants from time to time.

City of Jackson
Fiscal Year 2012/13 Proposed Budget
General Fund

Revenues



Expenditures



City of Jackson
Fiscal Year 2012/13 Proposed Budget
General Fund
Summary of Revenues, Expenditures and Changes in Fund Balances

	2009/10 Actual	2010/11 Actual	2011/12 Budget	2011/12 Projected	2012/13 Proposed	2012/13 Adopted
Revenues:						
Property Taxes	7,681,891	7,016,183	6,898,278	6,803,778	6,722,592	
Income Taxes	6,519,574	6,977,923	7,250,000	7,375,000	7,600,000	
Licenses And Permits	250,602	269,548	252,725	256,931	264,425	
Federal Grants	80,213	340,633	14,585	39,168	1,881	
State Grants	40,423	36,694	45,748	44,453	10,300	
State Revenue Sharing	4,458,912	4,458,563	2,286,500	3,872,376	3,918,607	
Charges For Services	1,412,009	1,288,032	1,215,614	1,151,478	1,132,141	
Fines And Forfeits	261,677	224,881	237,580	170,290	171,290	
Investment Income	23,086	19,145	50,000	21,000	26,000	
Contributions From Other Funds	154,839	180,454	171,500	216,627	162,300	
Miscellaneous	462,054	620,813	278,034	311,735	156,843	
General Fund Revenues	21,345,280	21,432,869	18,700,564	20,262,836	20,166,379	0
Expenditures:						
Legislative/Judicial	105,922	99,213	101,433	103,833	103,533	
General Government	4,445,965	4,166,038	4,002,549	4,121,195	4,194,782	
Police Department	8,493,886	7,794,218	7,316,201	7,464,082	7,551,309	
Fire Department	4,916,357	4,637,980	3,332,609	3,437,053	3,062,883	
Other Public Safety	1,733,214	1,605,415	1,749,451	1,860,451	2,090,200	
Engineering & Public Works	1,207,077	1,180,116	826,486	1,094,088	994,143	
Recreation & Culture	1,430,861	1,277,920	1,392,301	1,353,097	1,389,087	
Health & Welfare	171,586	145,051	85,904	118,066	114,656	
Contributions to Other Funds	138,900	168,500	21,500	403,310	655,875	
General Fund Expenses	22,643,768	21,074,451	18,828,434	19,955,175	20,156,468	0
Revenues Over (Under)						
Expenditures	(1,298,488)	358,418	(127,870)	307,661	9,911	0
Fund Balance - Beginning of Year	1,956,451	657,963	1,016,381	1,016,381	1,324,042	
Fund Balance - End of Year	657,963	1,016,381	888,511	1,324,042	1,333,953	0
ADD:						
Budget Stabilization Fund	1,603,500	1,603,500	1,603,500	1,603,500	1,603,500	
Total Available Surplus For						
General Fund Operations	2,261,463	2,619,881	2,492,011	2,927,542	2,937,453	0
As a Percent of G/F Expenditures	9.99%	12.43%	13.24%	14.67%	14.57%	

City of Jackson
Fiscal Year 2012/13 Proposed Budget
General Fund Revenues
By Department

Account Description	2009/10 Actual	2010/11 Actual	2011/12 Budget	2011/12 Projected	2012/13 Proposed	2012/13 Adopted
<u>No Department:</u>						
101-000-000-403.000 Current Property Taxes	4,051,589	3,868,181	3,715,000	3,630,000	3,532,000	
101-000-000-403.345 Property Taxes-Act 345	3,277,019	2,808,900	2,843,528	2,843,528	2,870,342	
101-000-000-424.000 Payments In Lieu Of Taxes	41,447	37,459	42,000	37,500	37,500	
101-000-000-424.425 PILOTS-Ashton Ridge	2,681	2,632	2,750	2,750	2,750	
101-000-000-440.000 Income Taxes-Corp./Individ.	6,519,574	6,977,923	7,250,000	7,375,000	7,600,000	
101-000-000-446.000 Property Taxes-Penalties/Int.	81,259	74,954	80,000	75,000	75,000	
101-000-000-575.000 St. Shared Rev. - Sales Tax	4,429,121	4,429,121	2,256,500	2,367,704	2,413,935	
101-000-000-575.001 St. Shared Rev. - Sales Tax (EVIP)	0	0	0	1,475,172	1,475,172	
101-000-000-576.000 St. Shared Rev. - Liq. Licenses	29,791	29,442	30,000	29,500	29,500	
101-000-000-618.000 Admin.Fee-Tax Collections	227,896	224,057	215,000	215,000	205,000	
101-000-000-661.000 Ordinance Fines & Costs	232,581	193,191	200,000	140,000	140,000	
101-000-000-664.000 Interest	3,732	3,693	15,000	5,000	6,000	
101-000-000-699.211 Cont.-Housing Initiative Fund	0	1,383	12,500	6,863	0	
101-000-000-699.257 Cont.-Budget Stabilization Fd.	14,159	9,015	16,000	9,000	10,000	
101-000-000-699.702 Cont.-Co. & School T/C Fd.	19,354	15,452	35,000	16,000	20,000	
	18,930,203	18,675,403	16,713,278	18,228,017	18,417,199	0
<u>City Council:</u>						
101-101-000-626.101 Charges For Goods/Service-Marriage	25	100	25	25	25	
101-101-000-675.000 Donations - Private	0	0	0	0	0	
	25	100	25	25	25	0
<u>Administrative Hearings Bureau:</u>						
101-137-000-655.001 Admin. Hearing Fines	5,672	9,037	6,500	6,500	6,500	
101-137-000-655.002 Admin. Hearing Costs	20,384	20,290	27,000	21,000	21,000	
	26,056	29,327	33,500	27,500	27,500	0
<u>City Clerk-Elections:</u>						
101-192-000-626.000 Charges For Goods/Service	695	295	500	10,885	500	
	695	295	500	10,885	500	0
<u>Finance:</u>						
101-201-000-676.731 Admin Charges - ERS Pension	10,000	10,000	10,000	10,000	10,000	
101-201-000-676.733 Admin Charges - P/F 345 Pens.	20,000	20,000	20,000	20,000	20,000	
	30,000	30,000	30,000	30,000	30,000	0
<u>City Assessor:</u>						
101-209-000-626.000 Charges For Goods/Service	503	528	500	500	250	
	503	528	500	500	250	0
<u>City Attorney:</u>						
101-210-000-582.001 Cont. - District Court	2,759	856	0	0	0	
101-210-000-626.000 Charges For Goods/Service	466	1,414	0	0	0	
101-210-000-699.286 Cont.-CDBG Fund (Code Enf.)	0	33,722	36,000	51,000	52,000	
	3,225	35,992	36,000	51,000	52,000	0
<u>City Clerk:</u>						
101-215-000-468.000 Business Licenses/Permits	20,395	18,820	20,000	20,000	20,000	
101-215-000-469.000 Cable TV Franchise Fee	207,297	226,005	207,000	215,000	220,000	
101-215-000-626.000 Charges For Goods/Service	878	666	2,000	1,200	1,200	
101-215-000-647.000 Printed Material	12	0	25	25	25	
101-215-000-668.003 Com. Twr.- Nextel	26,888	27,677	27,776	27,776	28,610	
	255,470	273,168	256,801	264,001	269,835	0

Continued

City of Jackson
Fiscal Year 2012/13 Proposed Budget
General Fund Revenues
By Department

Account Description	2009/10 Actual	2010/11 Actual	2011/12 Budget	2011/12 Projected	2012/13 Proposed	2012/13 Adopted
<u>City Treasurer:</u>						
101-253-000-698.000 Miscellaneous	5,135	3,841	3,500	3,500	3,500	
	<u>5,135</u>	<u>3,841</u>	<u>3,500</u>	<u>3,500</u>	<u>3,500</u>	<u>0</u>
<u>City Income Tax Admin:</u>						
101-254-000-675.000 Donations - Private	0	0	1,500	1,500	1,500	
	<u>0</u>	<u>0</u>	<u>1,500</u>	<u>1,500</u>	<u>1,500</u>	<u>0</u>
<u>Management Information Systems:</u>						
101-258-000-626.258 Charges For Goods/Service-GIS	73,123	81,597	77,176	83,358	80,354	
	<u>73,123</u>	<u>81,597</u>	<u>77,176</u>	<u>83,358</u>	<u>80,354</u>	<u>0</u>
<u>City Hall And Grounds:</u>						
101-265-000-668.000 Rents And Royalties	9,422	12,563	12,562	12,562	12,562	
	<u>9,422</u>	<u>12,563</u>	<u>12,562</u>	<u>12,562</u>	<u>12,562</u>	<u>0</u>
<u>Cemeteries:</u>						
101-276-000-607.000 Charg/Services-Fees	2,250	2,740	10,900	2,500	2,500	
101-276-000-633.000 Foundations	12,101	13,372	20,500	13,000	13,000	
101-276-000-634.000 Burials	76,535	81,990	115,500	82,000	82,000	
101-276-000-637.000 Annual Care	535	400	1,000	100	0	
101-276-000-673.001 Sale of Land	18,367	17,529	19,106	15,000	15,000	
101-276-000-698.000 Miscellaneous	1,970	1,568	600	4,000	2,000	
101-276-000-699.711 Cont.-Cem.Perp.Maint.Fund	50,570	46,167	55,000	46,000	50,300	
	<u>162,328</u>	<u>163,766</u>	<u>222,606</u>	<u>162,600</u>	<u>164,800</u>	<u>0</u>
<u>Unallocated:</u>						
101-299-000-676.296 Admin.Charge-Rec. Act.	6,828	7,104	7,000	6,031	6,000	
101-299-000-676.535 Admin.Charge-JHC	40,016	36,376	35,000	35,000	35,000	
101-299-000-676.583 Admin.Charge-Golf Prac. Ctr.	1,841	1,662	1,700	1,195	1,200	
101-299-000-676.586 Admin.Charge-Park. Assmt.	27,613	22,622	23,000	8,435	8,500	
101-299-000-676.590 Admin.Charge-Sewer Fund	255,458	214,795	220,000	185,997	186,000	
101-299-000-676.591 Admin.Charge-Water Fund	265,546	228,597	230,000	209,339	210,000	
101-299-000-676.599 Admin.Charge-Park. Deck	7,145	6,566	7,000	13,609	14,000	
101-299-000-676.642 Admin.Charge-Eng. Admin.Fd.	23,356	21,906	23,000	21,906	22,000	
101-299-000-676.661 Admin.Charge-Motor Pool	34,865	35,617	36,000	31,574	32,000	
101-299-000-676.677 Admin.Charge-Work. Comp.	3,037	8,223	8,500	5,978	6,000	
101-299-000-676.678 Admin.Charge-Prescription Drug	8,000	8,000	8,000	8,000	8,000	
101-299-000-676.679 Admin.Charge-Health Care Ins. Ded.	4,000	4,000	4,000	4,000	4,000	
101-299-000-685.677 Insurance Refund-W/Comp.	330,079	306,550	0	0	0	
101-299-000-698.000 Miscellaneous	11,033	39,395	120,000	160,000	40,000	
	<u>1,018,817</u>	<u>941,413</u>	<u>723,200</u>	<u>691,064</u>	<u>572,700</u>	<u>0</u>

Continued

City of Jackson
Fiscal Year 2012/13 Proposed Budget
General Fund Revenues
By Department

Account Description	2009/10 Actual	2010/11 Actual	2011/12 Budget	2011/12 Projected	2012/13 Proposed	2012/13 Adopted
<u>Police Department:</u>						
101-301-000-485.000 Bicycle	228	168	225	156	150	
101-301-000-501.005 Federal - BVP	6,301	1,653	2,585	2,355	1,881	
101-301-000-582.002 Contribution Evidence - County	12,000	12,000	12,000	12,000	12,000	
101-301-000-626.003 Charg/Serv.-PA 237 Fee	170	160	300	155	135	
101-301-000-626.004 Charg/Serv.-Finger Print	396	556	856	314	369	
101-301-000-638.000 Officers Extra Duty	37,214	15,156	15,767	5,723	11,459	
101-301-000-649.000 Auction	13,297	18,319	7,900	9,020	12,792	
101-301-000-652.000 Parking Fines	3,040	2,363	4,080	2,790	3,790	
101-301-000-694.000 Other Revenue	15,913	17,421	14,350	18,234	17,300	
101-301-000-698.000 Miscellaneous	25,965	13,154	2,800	1,200	2,856	
101-301-000-698.001 Miscellaneous - False Alarms	5,099	5,500	5,540	8,800	16,000	
101-301-000-698.009 Miscellaneous - Bond Forfeitures	500	20	0	0	0	
	120,123	86,470	66,403	60,747	78,732	0
<u>Police Youth Services-JPS:</u>						
101-303-000-674.000 Cont.-JPS (Youth Services)	110,000	75,556	0	0	0	
	110,000	75,556	0	0	0	0
<u>STEP Grant:</u>						
<u>2009/10:</u>						
101-308-210-545.000 County Grant	10,000	0	0	0	0	
<u>2010/11:</u>						
101-308-211-545.000 County Grant	0	0	0	9,850	0	
<u>2011/12:</u>						
101-308-212-545.000 County Grant	0	0	0	10,000	0	
	10,000	0	0	19,850	0	0
<u>JCCAE Grant:</u>						
<u>2008/09:</u>						
101-311-209-501.000 Federal Grant	4,136	0	0	0	0	
<u>2009/10:</u>						
101-311-210-501.000 Federal Grant	3,174	5,115	0	0	0	
<u>2010/11:</u>						
101-311-211-501.000 Federal Grant	0	5,642	0	4,963	0	
<u>2011/12:</u>						
101-311-212-501.000 Federal Grant	0	0	12,000	3,000	0	
<u>2011/12:</u>						
101-312-212-501.000 Federal Grant	0	0	0	9,000	0	
	7,310	10,757	12,000	16,963	0	0
<u>Consortium Training:</u>						
101-313-000-674.001 Contribution 302	18,019	18,773	17,665	17,220	17,396	
	18,019	18,773	17,665	17,220	17,396	0
<u>In-Service Training:</u>						
101-314-000-539.000 State Grant	12,910	12,040	12,265	11,170	10,300	
	12,910	12,040	12,265	11,170	10,300	0

Continued

City of Jackson
Fiscal Year 2012/13 Proposed Budget
General Fund Revenues
By Department

Account Description	2009/10 Actual	2010/11 Actual	2011/12 Budget	2011/12 Projected	2012/13 Proposed	2012/13 Adopted
<u>MCOLES Training:</u>						
<u>2008/09:</u>						
101-315-209-539.000 State Grant	-263	0	0	0	0	
<u>2009/10:</u>						
101-315-210-539.000 State Grant	27,777	0	0	0	0	
<u>2010/11:</u>						
101-315-211-539.000 State Grant	0	24,654	0	0	0	
<u>2011/12:</u>						
101-315-211-539.000 State Grant	0	0	33,283	33,283	0	
	<u>27,514</u>	<u>24,654</u>	<u>33,283</u>	<u>33,283</u>	<u>0</u>	<u>0</u>
<u>Homeland Security:</u>						
101-318-000-501.343 Federal Grant	55,295	30,424	0	0	0	
101-318-000-699.286 Contrib.-CDBG	0	7,606	0	0	0	
	<u>55,295</u>	<u>38,030</u>	<u>0</u>	<u>0</u>	<u>0</u>	<u>0</u>
<u>ARRA Block Grant:</u>						
101-319-000-501.000 Federal Grant	411	132,949	0	0	0	
	<u>411</u>	<u>132,949</u>	<u>0</u>	<u>0</u>	<u>0</u>	<u>0</u>
<u>Fire Suppression:</u>						
101-340-000-481.000 Inspections And Permits	17,594	16,675	18,000	16,775	16,775	
101-340-000-501.004 Federal Grant - FEMA	0	38,150	0	0	0	
101-340-000-501.340 Federal Grant - Fire Assist. Prog.	0	126,701	0	0	0	
101-340-000-626.000 Charges for Services	3,116	5,410	5,000	12,131	3,153	
101-340-000-626.005 Charges for Serv.-Home Fire Insur.	500	9,500	10,000	10,000	5,000	
101-340-000-626.340 Charg/Serv.-HAZMAT	500	500	0	0	0	
101-340-000-626.591 Charges for Serv.-Hydrant Maint.	67,500	67,500	67,500	67,500	67,500	
101-340-000-649.000 Auction	0	0	0	3,000	5,000	
101-340-000-673.000 Sale of Fixed Assets	9,555	0	0	0	0	
101-340-000-698.000 Miscellaneous	0	5,112	0	960	500	
	<u>98,765</u>	<u>269,548</u>	<u>100,500</u>	<u>110,366</u>	<u>97,928</u>	<u>0</u>
<u>Planning:</u>						
101-401-000-484.000 Zoning	4,210	7,880	7,500	5,000	7,500	
	<u>4,210</u>	<u>7,880</u>	<u>7,500</u>	<u>5,000</u>	<u>7,500</u>	<u>0</u>
<u>Tax Property Maintenance:</u>						
101-441-000-642.000 Charg/Services-Sales	695	773	0	0	0	
	<u>695</u>	<u>773</u>	<u>0</u>	<u>0</u>	<u>0</u>	<u>0</u>
<u>Civic Affairs:</u>						
101-442-000-698.000 Miscellaneous	352	976	500	600	600	
101-442-000-699.286 Cont.-CDBG Fund	616	0	0	0	0	
	<u>968</u>	<u>976</u>	<u>500</u>	<u>600</u>	<u>600</u>	<u>0</u>
<u>Storm Drain Construction:</u>						
101-446-000-699.245 Cont.-Public Imp. Fund	7,531	9,495	0	0	0	
	<u>7,531</u>	<u>9,495</u>	<u>0</u>	<u>0</u>	<u>0</u>	<u>0</u>

Continued

City of Jackson
Fiscal Year 2012/13 Proposed Budget
General Fund Revenues
By Department

Account Description	2009/10 Actual	2010/11 Actual	2011/12 Budget	2011/12 Projected	2012/13 Proposed	2012/13 Adopted
<u>Sidewalk Construction:</u>						
101-448-000-648.000 Sidewalks	0	500	10,000	10,000	0	
101-448-000-699.286 Cont.-CDBG Fund	41,537	33,066	12,000	37,940	10,000	
	41,537	33,566	22,000	47,940	10,000	0
<u>Street Lighting:</u>						
101-450-000-694.001 Expense Refunds (CE)	0	77,543	0	0	0	
101-450-000-698.000 Miscellaneous	968	15,102	5,000	0	0	
	968	92,645	5,000	0	0	0
<u>Weed Control:</u>						
101-455-000-641.001 Weed Control	26,799	43,516	39,300	42,007	46,198	
	26,799	43,516	39,300	42,007	46,198	0
<u>Forestry:</u>						
101-690-000-539.006 State Grant - Arbor Day	0	0	200	0	0	
101-690-000-642.000 Charg/Services-Sales	9,993	1,355	3,000	0	0	
101-690-000-642.005 Charg/Services-Compost	10,996	18,792	0	0	0	
101-690-000-642.202 Charg/Serv.-Major St. (Compost.)	40,000	35,757	0	0	0	
101-690-000-673.000 Sale of Fixed Assets	0	0	0	35,249	0	
101-690-000-675.000 Donations - Private	4,445	0	5,000	0	0	
101-690-000-698.000 Miscellaneous	6,385	1,311	0	5,305	0	
101-690-000-699.286 Cont.-CDBG Fund	0	0	0	25,824	0	
	71,819	57,215	8,200	66,378	0	0
<u>Parks & Recreation Administration:</u>						
101-692-000-675.038 Donations-MLKCtr.	10,000	0	0	0	0	
101-692-000-675.440 Donations - Income Tax Refunds	847	44	0	0	0	
101-692-000-699.286 Cont.-CDBG Fund	40,000	40,000	40,000	40,000	40,000	
	50,847	40,044	40,000	40,000	40,000	0
<u>Lt. Nixon Memorial Pool:</u>						
101-698-000-651.000 Charg/Services-Fees	58,356	75,340	85,000	85,000	85,000	
101-698-000-651.007 Charg/Services-Concess.	22,517	26,187	30,000	30,000	30,000	
	80,873	101,527	115,000	115,000	115,000	0
<u>Sharp Park Swimming Pool:</u>						
101-699-000-651.000 Charg/Services-Fees	48,447	52,956	50,000	50,000	50,000	
101-699-000-675.000 Donations - Private Sources	0	36,300	45,000	45,000	45,000	
101-699-000-675.006 Donations - Weatherwax	15,000	0	0	0	0	
	63,447	89,256	95,000	95,000	95,000	0
<u>Historical District :</u>						
101-803-000-501.000 Federal Grant	896	0	0	0	0	0
	896	0	0	0	0	0
<u>Human Relations:</u>						
101-896-000-675.040 Donations-MLK Brfst/Chal. Day	16,395	37,756	14,000	14,000	14,000	
101-896-000-675.896 Donations-HRC Comm Promo.	2,520	1,450	800	800	1,000	
101-896-000-699.286 Cont.-CDBG Fund (Youth Council)	426	0	0	0	0	
	19,341	39,206	14,800	14,800	15,000	0
Total Revenues	21,345,280	21,432,869	18,700,564	20,262,836	20,166,379	0

City of Jackson
Fiscal Year 2012/13 Proposed Budget
General Fund Expenditures
By Function/Department

Function Department	2009/10 Actual	2010/11 Actual	2011/12 Budget	2011/12 Projected	2012/13 Proposed	2012/13 Adopted
<u>Legislative & Judicial:</u>						
101-101 City Council	81,455	78,998	78,582	80,982	80,682	
101-137 Admin. Hearings Bureau	24,467	20,215	22,851	22,851	22,851	
	105,922	99,213	101,433	103,833	103,533	0
<u>General Government:</u>						
101-172 City Manager	160,547	237,681	248,315	241,703	235,741	
101-192 City Clerk-Elections	111,169	151,666	150,988	163,045	148,744	
101-201 Finance	422,541	409,593	425,263	426,640	417,238	
101-209 City Assessor	386,137	298,966	294,777	297,218	312,176	
101-210 City Attorney	479,684	377,447	393,824	394,049	413,844	
101-215 City Clerk	208,443	186,066	197,369	193,113	198,465	
101-226 Personnel	287,505	224,931	166,545	184,791	182,581	
101-233 Purchasing	119,452	81,337	89,294	90,650	90,555	
101-253 City Treasurer	311,980	261,770	277,503	274,211	276,707	
101-254 City Income Tax Admin.	182,261	177,272	209,607	204,757	197,935	
101-258 Mgt. Information Services	310,679	332,854	329,517	329,370	334,687	
101-265 City Hall & Grounds	332,776	327,800	338,657	336,263	339,129	
101-276 Cemeteries	436,616	403,215	186,363	216,363	250,000	
101-299 Unallocated	696,175	695,440	694,527	769,022	796,980	
	4,445,965	4,166,038	4,002,549	4,121,195	4,194,782	0
<u>Police Department:</u>						
101-301 Police	8,067,954	7,328,952	7,250,955	7,325,616	7,534,699	
101-303 Police Youth Services-JPS	296,031	233,961	0	0	0	
101-308 STEP Grant	13,333	0	0	24,899	0	
101-311 OHSP Grant	7,310	10,757	12,000	7,963	0	
101-312 OHSP Grant-OWI	0	0	0	9,000	0	
101-313 Consortium Training	15,007	13,345	11,485	46,337	12,124	
101-314 In-Service Training	10,959	10,169	8,478	16,984	4,486	
101-315 MCOLES Training	27,514	24,654	33,283	33,283	0	
101-318 Homeland Security Grant	55,295	38,030	0	0	0	
101-319 ARRA Block Grant	483	134,350	0	0	0	
	8,493,886	7,794,218	7,316,201	7,464,082	7,551,309	0
<u>Fire Department:</u>						
101-340 Fire Suppression	4,916,357	4,637,980	3,332,609	3,437,053	3,062,883	
	4,916,357	4,637,980	3,332,609	3,437,053	3,062,883	0
<u>Other Public Safety:</u>						
101-350 Public Safety - Unallocated	1,673,127	1,543,202	1,684,850	1,795,850	2,023,881	
101-426 Office Of Emerg. Measures	60,087	62,213	64,601	64,601	66,319	
	1,733,214	1,605,415	1,749,451	1,860,451	2,090,200	0

City of Jackson
Fiscal Year 2012/13 Proposed Budget
General Fund Expenditures
By Function/Department

Function Department	2009/10 Actual	2010/11 Actual	2011/12 Budget	2011/12 Projected	2012/13 Proposed	2012/13 Adopted
<u>Engineering & Public Works:</u>						
101-441 Tax Property Maintenance	5,539	6,821	8,000	8,897	8,813	
101-442 Civic Affairs	41,278	43,519	43,765	49,790	50,240	
101-445 Drains At Large	48,618	42,788	0	0	0	
101-446 Storm Drain Construction	7,531	9,514	0	0	0	
101-447 Ground Maintenance	37,998	41,279	42,600	50,320	49,320	
101-448 Sidewalk Construction	50,510	35,649	52,000	77,940	40,000	
101-450 Street Lighting	480,473	481,707	454,458	496,754	513,209	
101-455 Weed Control	22,983	31,636	39,300	42,008	46,198	
101-690 Forestry	512,147	487,203	186,363	368,379	286,363	
	1,207,077	1,180,116	826,486	1,094,088	994,143	0
<u>Recreation & Culture:</u>						
101-692 Parks, Rec. & Grounds Admin.	700,738	560,248	615,528	600,070	607,033	
101-697 Parks and Facilities Maint.	505,816	496,442	538,188	518,545	545,784	
101-698 Lt. Nixon Memorial Park	123,686	131,565	131,735	131,735	132,225	
101-699 Sharp Park Swimming Pool	89,331	89,247	94,877	94,877	95,593	
101-803 Historical District	11,290	418	11,973	7,870	8,452	
	1,430,861	1,277,920	1,392,301	1,353,097	1,389,087	0
<u>Community Enrichment & Development:</u>						
101-401 Planning	103,109	104,410	28,213	60,375	56,803	
101-728 Economic Development	0	0	0	0	0	
101-896 Human Relations	68,477	40,641	57,691	57,691	57,853	
	171,586	145,051	85,904	118,066	114,656	0
<u>Contributions to Other Funds</u>						
101-999 Contributions to Other Funds	138,900	168,500	21,500	403,310	655,875	
Total Expenditures	22,643,768	21,074,451	18,828,434	19,955,175	20,156,468	0

City of Jackson
Fiscal Year 2012/13 Proposed Budget
Expenditure Detail

Fund 101 General Fund
Dept 101 City Council

Account Description	2009/10 Actual	2010/11 Actual	2011/12 Budget	2011/12 Projected	2012/13 Proposed	2012/13 Adopted
Personal Services:						
101-101-000-706.000 Salaries and Wages	61,914	60,186	58,850	58,850	58,850	
101-101-000-724.001 Workers Compensation	0	0	0	100	100	
101-101-000-715.000 Employers FICA	4,732	4,667	4,502	4,502	4,502	
	<u>66,646</u>	<u>64,853</u>	<u>63,352</u>	<u>63,452</u>	<u>63,452</u>	<u>0</u>
Material and Supplies:						
101-101-000-726.000 Office Supplies	729	485	730	730	730	
	<u>729</u>	<u>485</u>	<u>730</u>	<u>730</u>	<u>730</u>	<u>0</u>
Contractual and Other:						
101-101-000-853.000 Telephone	3,887	3,743	4,100	4,100	4,100	
101-101-000-873.000 Travel	0	0	0	2,000	2,000	
101-101-000-880.000 Community Promotion	1,135	272	1,200	1,500	1,200	
101-101-000-900.000 Printing & Publishing	0	0	100	100	100	
101-101-000-958.000 Memberships & Dues	8,734	8,734	8,800	8,800	8,800	
101-101-000-960.000 Education & Training	324	911	300	300	300	
	<u>14,080</u>	<u>13,660</u>	<u>14,500</u>	<u>16,800</u>	<u>16,500</u>	<u>0</u>
City Council	<u>81,455</u>	<u>78,998</u>	<u>78,582</u>	<u>80,982</u>	<u>80,682</u>	<u>0</u>

City of Jackson
Fiscal Year 2012/13 Proposed Budget
Personnel Schedule

Class	Grade	Position	# Positions		Budgeted Salaries & Wages
			Permanent	Temporary	
<i>Department: City Council</i>					
<i>Fund-Activity: 101-101</i>					
ELEC		Mayor	1		11,750
ELEC		City Council	6		47,100
		Activity Total	<u>7</u>		<u>58,850</u>

City of Jackson
Fiscal Year 2012/13 Proposed Budget
Expenditure Detail

Fund 101 General Fund
Dept 137 Administrative Hearings Bureau

Account Description	2009/10 Actual	2010/11 Actual	2011/12 Budget	2011/12 Projected	2012/13 Proposed	2012/13 Adopted
Personal Services:						
101-137-000-706.000 Salaries and Wages	20,218	16,381	18,500	18,500	18,500	
101-137-000-707.000 Wages-Temporary	237	248	500	500	500	
101-137-000-715.000 Employers FICA	1,603	1,231	1,415	1,415	1,415	
101-137-000-724.000 Unemployment	286	309	360	360	360	
101-137-000-724.001 Workers Compensation	42	85	26	26	26	
	<u>22,386</u>	<u>18,254</u>	<u>20,801</u>	<u>20,801</u>	<u>20,801</u>	<u>0</u>
Material and Supplies:						
101-137-000-726.000 Office Supplies	77	0	400	400	400	
	<u>77</u>	<u>0</u>	<u>400</u>	<u>400</u>	<u>400</u>	<u>0</u>
Contractual and Other:						
101-137-000-818.000 Contractual Services	1,858	1,844	1,500	1,500	1,500	
101-137-000-853.000 Telephone	71	117	150	150	150	
101-137-000-960.000 Education & Training	75	0	0	0	0	
	<u>2,004</u>	<u>1,961</u>	<u>1,650</u>	<u>1,650</u>	<u>1,650</u>	<u>0</u>
Administrative Hearings Bureau	<u><u>24,467</u></u>	<u><u>20,215</u></u>	<u><u>22,851</u></u>	<u><u>22,851</u></u>	<u><u>22,851</u></u>	<u><u>0</u></u>

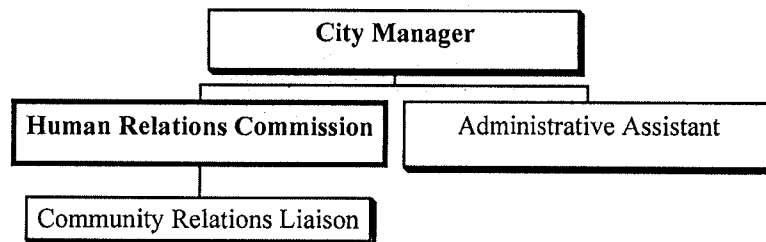
City of Jackson
Fiscal Year 2012/13 Proposed Budget
Personnel Schedule

Class Grade Position	# Positions		Budgeted Salaries & Wages
	Permanent	Temporary	
<i>Department: Admin. Hearings Bureau</i>			
<i>Fund-Activity: 101-137</i>			
AHO Admin. Hearings Officer	2		13,000
PT Administrative Assistant		1	5,500
Activity Total	<u><u>2</u></u>	<u><u>1</u></u>	<u><u>18,500</u></u>

City of Jackson
Fiscal Year 2012/13 Proposed Budget
Personnel Schedule

Class Grade	Position	# Positions		Budgeted Salaries & Wages
		Permanent	Temporary	
<i>Department: City Manager</i>				
<i>Fund-Activity: 101-172</i>				
010	Administrative Assistant	1		55,842
MGR	City Manager	1		120,000
PT	Community Relations Liaison	1		37,440
		3		213,282
Less: Allocation of Community Relations Liaison to Human Relations 101-896 (100%)				-37,440
Activity Total				175,842

City of Jackson
City Manager
Activity Personnel Chart



City of Jackson
Fiscal Year 2012/13 Proposed Budget
Expenditure Detail

Fund 101 General Fund
Dept 172 City Manager

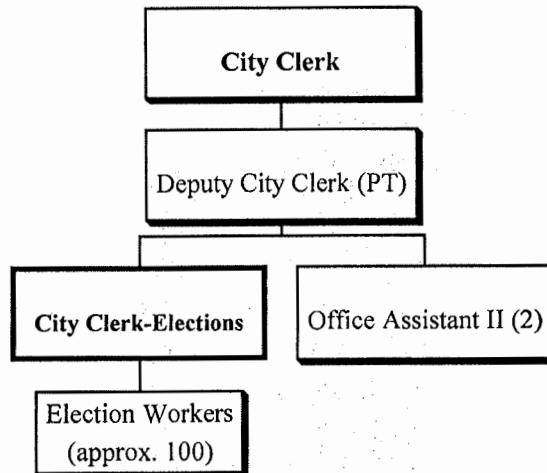
Account Description	2009/10 Actual	2010/11 Actual	2011/12 Budget	2011/12 Projected	2012/13 Proposed	2012/13 Adopted
Personal Services:						
101-172-000-702.000 Termination Pay	8,360	0	0	0	0	
101-172-000-706.000 Salaries and Wages	102,210	171,313	175,842	184,715	183,930	
101-172-000-707.000 Wages-Temporary	648	3,138	6,000	3,000	3,000	
101-172-000-715.000 Employers FICA	8,498	12,869	13,542	14,634	14,300	
101-172-000-719.000 Health Insurance	9,958	5,662	20,471	10,641	8,166	
101-172-000-719.678 RX Drug Insurance	1,666	1,265	3,917	1,736	0	
101-172-000-719.679 Health Insurance Deductible	0	0	0	1,108	2,440	
101-172-000-722.000 Pension-General	4,344	4,738	4,618	5,529	5,846	
101-172-000-722.001 Retiremt-City Mgr.	4,309	11,631	9,924	335	0	
101-172-000-724.000 Unemployment	544	907	360	876	684	
101-172-000-724.001 Workers Compensation	144	331	246	3,227	3,096	
101-172-000-725.000 Other Fringe Benefits	972	911	2,345	652	2,229	
	<u>141,653</u>	<u>212,765</u>	<u>237,265</u>	<u>226,453</u>	<u>223,691</u>	<u>0</u>
Material and Supplies:						
101-172-000-726.000 Office Supplies	3,282	2,719	2,200	2,200	2,200	
101-172-000-737.000 Publications	0	0	0	0	0	
	<u>3,282</u>	<u>2,719</u>	<u>2,200</u>	<u>2,200</u>	<u>2,200</u>	<u>0</u>
Contractual and Other:						
101-172-000-818.000 Contractual Services	9,082	16,287	0	3,300	0	
101-172-000-853.000 Telephone	1,374	967	1,200	1,200	1,200	
101-172-000-861.000 Auto Allowance	1,200	0	0	0	0	
101-172-000-873.000 Travel	322	1,219	1,000	3,000	3,000	
101-172-000-880.000 Community Promotion	0	115	500	500	500	
101-172-000-900.000 Printing & Publishing	0	523	500	500	500	
101-172-000-904.000 Annual Budget	2,234	1,903	3,100	2,000	2,100	
101-172-000-934.000 Office Equipment Maintenance	21	0	300	300	300	
101-172-000-958.000 Memberships & Dues	1,045	1,070	1,500	1,500	1,500	
101-172-000-960.000 Education & Training	0	113	0	0	0	
	<u>15,278</u>	<u>22,197</u>	<u>8,100</u>	<u>12,300</u>	<u>9,100</u>	<u>0</u>
Capital Outlay:						
101-172-000-983.000 Office Equipment	334	0	750	750	750	
	<u>334</u>	<u>0</u>	<u>750</u>	<u>750</u>	<u>750</u>	<u>0</u>
City Manager	<u><u>160,547</u></u>	<u><u>237,681</u></u>	<u><u>248,315</u></u>	<u><u>241,703</u></u>	<u><u>235,741</u></u>	<u><u>0</u></u>

City of Jackson
Fiscal Year 2012/13 Proposed Budget
Personnel Schedule

Class Grade	Position	# Positions		Budgeted Salaries & Wages
		Permanent	Temporary	
<i>Department: City Clerk-Elections</i>				
<i>Fund-Activity: 101-192</i>				
PT	Election Workers		*	33,840
				33,840
Add: Allocation From City Clerk 101-215: Permanent				53,180
Allocation From City Hall & Grounds 101-265: Building Maint. Supvsr.				4,750
Activity Total				91,770

* Includes Approximately 100 Positions On A Temporary Basis.

City of Jackson
City Clerk & City Clerk - Elections
Activity Personnel Chart



City of Jackson
Fiscal Year 2012/13 Proposed Budget
Expenditure Detail

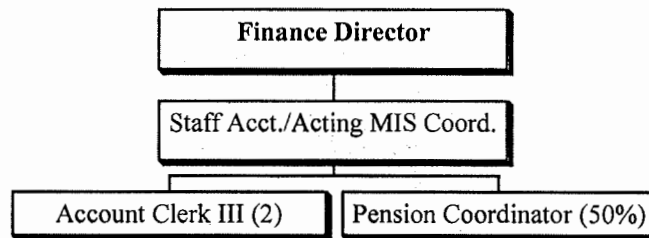
Fund 101 General Fund
Dept 192 City Clerk-Elections

Account Description	2009/10 Actual	2010/11 Actual	2011/12 Budget	2011/12 Projected	2012/13 Proposed	2012/13 Adopted
Personal Services:						
101-192-000-706.000 Salaries and Wages	54,001	50,590	55,590	56,161	57,930	
101-192-000-707.000 Wages-Temporary	23,875	41,105	31,220	35,720	33,840	
101-192-000-709.000 Overtime	3,223	6,421	5,000	6,500	7,000	
101-192-000-715.000 Employers FICA	4,615	4,515	4,228	4,800	4,327	
101-192-000-719.000 Health Insurance	6,687	12,260	7,591	11,225	5,112	
101-192-000-719.678 RX Drug Insurance	1,142	2,594	2,362	2,767	0	
101-192-000-719.679 Health Insurance Deductible	0	0	4,980	317	1,092	
101-192-000-722.000 Pension-General	4,380	4,741	4,687	5,200	5,315	
101-192-000-724.000 Unemployment	420	1,237	1,460	1,460	1,449	
101-192-000-724.001 Workers Compensation	208	309	846	846	719	
101-192-000-725.000 Other Fringe Benefits	191	171	1,074	1,074	610	
	<u>98,742</u>	<u>123,943</u>	<u>119,038</u>	<u>126,070</u>	<u>117,394</u>	<u>0</u>
Material and Supplies:						
101-192-000-726.000 Office Supplies	3,887	13,079	17,800	20,000	16,000	
	<u>3,887</u>	<u>13,079</u>	<u>17,800</u>	<u>20,000</u>	<u>16,000</u>	<u>0</u>
Contractual and Other:						
101-192-000-818.000 Contractual Services	6,300	10,831	9,000	11,000	10,000	
101-192-000-853.000 Telephone	539	969	750	750	750	
101-192-000-873.000 Travel	180	227	200	225	200	
101-192-000-900.000 Printing & Publishing	321	817	1,000	1,200	1,200	
101-192-000-933.000 Equipment Maintenance	0	0	2,000	2,000	2,000	
101-192-000-942.000 Building Rental/Lease	1,200	1,800	1,200	1,800	1,200	
	<u>8,540</u>	<u>14,644</u>	<u>14,150</u>	<u>16,975</u>	<u>15,350</u>	<u>0</u>
City Clerk-Elections	<u><u>111,169</u></u>	<u><u>151,666</u></u>	<u><u>150,988</u></u>	<u><u>163,045</u></u>	<u><u>148,744</u></u>	<u><u>0</u></u>

City of Jackson
Fiscal Year 2012/13 Proposed Budget
Personnel Schedule

Class Grade	Position	# Positions		Budgeted Salaries & Wages
		Permanent	Temporary	
<i>Department: Finance</i>				
<i>Fund-Activity: 101-201</i>				
014	Staff Acct./Acting IS Coord.	1		75,406
019	Finance Director	1		97,116
307	Account Clerk III	2		98,884
307	Pension Coordinator/Engineering Admin.	1		49,442
Activity Total		5		320,848
Less:	Allocation of Acct./Acting IS Coord. to 101-258 MIS (Acting pay - 11.5%)			-8,672
	Allocation of 50% Pension Coordinator/Eng. Admin. to Fund 642			-24,721
				287,455

City of Jackson
Finance
Activity Personnel Chart



City of Jackson
Fiscal Year 2012/13 Proposed Budget
Expenditure Detail

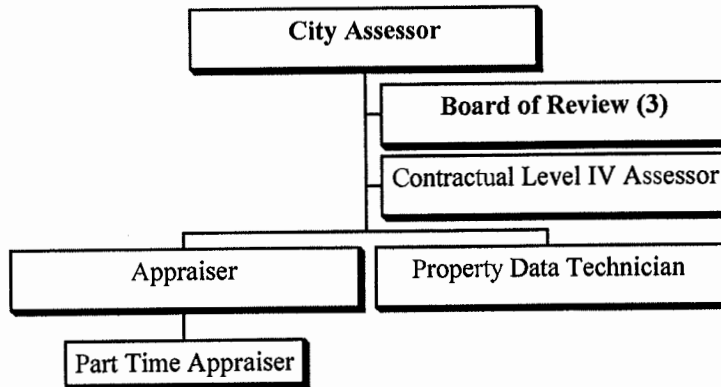
Fund 101 General Fund
Dept 201 Finance

Account Description	2009/10 Actual	2010/11 Actual	2011/12 Budget	2011/12 Projected	2012/13 Proposed	2012/13 Adopted
Personal Services:						
101-201-000-706.000 Salaries and Wages	287,863	268,424	277,485	284,692	287,455	
101-201-000-715.000 Employers FICA	21,760	20,338	21,227	21,779	21,990	
101-201-000-719.000 Health Insurance	62,957	66,951	42,722	59,130	46,117	
101-201-000-719.678 RX Drug Insurance	11,612	14,151	13,370	15,315	0	
101-201-000-719.679 Health Insurance Deductible	0	0	26,310	1,598	9,200	
101-201-000-722.000 Pension-General	22,181	22,882	23,697	26,848	28,516	
101-201-000-724.000 Unemployment	817	1,620	1,605	1,496	1,500	
101-201-000-724.001 Workers Compensation	404	378	388	282	402	
101-201-000-725.000 Other Fringe Benefits	1,684	1,306	4,609	850	4,658	
	409,278	396,050	411,413	411,990	399,838	0
Material and Supplies:						
101-201-000-726.000 Office Supplies	7,676	10,306	10,000	10,000	12,500	
101-201-000-737.000 Publications	359	269	400	300	300	
	8,035	10,575	10,400	10,300	12,800	0
Contractual and Other:						
101-201-000-818.000 Contractual Services	0	0	0	0	0	
101-201-000-853.000 Telephone	1,727	1,698	2,100	3,000	3,000	
101-201-000-873.000 Travel	39	60	50	50	100	
101-201-000-958.000 Memberships & Dues	1,230	1,210	1,300	1,300	1,500	
101-201-000-960.000 Education & Training	0	0	0	0	0	
101-201-000-963.999 Purchasing Clearing	2,232	0	0	0	0	
	5,228	2,968	3,450	4,350	4,600	0
Finance	422,541	409,593	425,263	426,640	417,238	0

City of Jackson
Fiscal Year 2012/13 Proposed Budget
Personnel Schedule

Class Grade	Position	# Positions		Budgeted Salaries & Wages
		Permanent	Temporary	
<i>Department: City Assessor</i>				
<i>Fund-Activity: 101-209</i>				
008	Appraiser	1		44,184
307	Property Data Technician	1		49,442
ASSR	City Assessor	1		80,484
PT	Part Time Appraiser		1	30,467
PT	Contractual Level IV Assessor		1	3,500
PT	Board of Review		3	1,800
Activity Total		3	5	209,877

City of Jackson
City Assessor
Activity Personnel Chart



City of Jackson
Fiscal Year 2012/13 Proposed Budget
Expenditure Detail


Fund 101 General Fund
Dept 209 City Assessor

Account Description	2009/10 Actual	2010/11 Actual	2011/12 Budget	2011/12 Projected	2012/13 Proposed	2012/13 Adopted
Personal Services:						
101-209-000-702.000 Termination Pay	45,191	0	0	0	0	
101-209-000-706.000 Salaries and Wages	217,773	161,147	204,382	158,730	174,110	
101-209-000-707.000 Wages-Temporary	15,708	42,015	5,300	28,700	35,767	
101-209-000-709.000 Overtime	0	0	0	4,500	5,000	
101-209-000-715.000 Employers FICA	18,352	15,375	15,773	15,773	15,788	
101-209-000-719.000 Health Insurance	42,905	36,457	22,884	30,488	26,517	
101-209-000-719.678 RX Drug Insurance	7,595	7,401	7,122	6,185	0	
101-209-000-719.679 Health Insurance Deductible	0	0	0	2,870	5,740	
101-209-000-722.000 Pension-General	17,211	13,641	11,132	16,509	17,272	
101-209-000-724.000 Unemployment	738	1,422	1,464	1,368	1,368	
101-209-000-724.001 Workers Compensation	1,877	1,584	1,700	1,700	1,590	
101-209-000-725.000 Other Fringe Benefits	1,277	957	2,955	3,000	2,997	
	<u>368,627</u>	<u>279,999</u>	<u>272,712</u>	<u>269,823</u>	<u>286,149</u>	<u>0</u>
Material and Supplies:						
101-209-000-726.000 Office Supplies	2,413	2,549	2,600	2,500	2,600	
101-209-000-726.001 Data Processing Supplies	8,025	10,349	11,310	11,245	11,760	
101-209-000-737.000 Publications	1,046	917	1,080	1,095	1,200	
101-209-000-751.000 Gasoline	379	392	500	400	667	
	<u>11,863</u>	<u>14,207</u>	<u>15,490</u>	<u>15,240</u>	<u>16,227</u>	<u>0</u>
Contractual and Other:						
101-209-000-826.000 Legal Fees	0	0	0	700	0	
101-209-000-853.000 Telephone	528	601	800	900	800	
101-209-000-873.000 Travel	1,619	634	2,100	600	1,900	
101-209-000-934.000 Office Equipment Maintenance	1,750	1,662	1,400	1,400	1,400	
101-209-000-939.000 Vehicle Maintenance	550	588	850	600	900	
101-209-000-958.000 Memberships & Dues	300	300	300	375	300	
101-209-000-960.000 Education & Training	900	975	1,125	2,660	2,700	
	<u>5,647</u>	<u>4,760</u>	<u>6,575</u>	<u>7,235</u>	<u>8,000</u>	<u>0</u>
Capital Outlay:						
101-209-000-983.000 Office Equipment	0	0	0	4,920	1,800	0
101-209-000-985.000 Vehicles	0	0	0	0	0	0
	<u>0</u>	<u>0</u>	<u>0</u>	<u>4,920</u>	<u>1,800</u>	<u>0</u>
City Assessor	<u>386,137</u>	<u>298,966</u>	<u>294,777</u>	<u>297,218</u>	<u>312,176</u>	<u>0</u>

City of Jackson
Fiscal Year 2012/13 Proposed Budget
Personnel Schedule

Class Grade	Position	# Positions		Budgeted Salaries & Wages
		Permanent	Temporary	
<i>Department: City Attorney</i>				
<i>Fund-Activity: 101-210</i>				
006	Administrative Secretary II	1		47,401
016	Deputy City Attorney	1		65,446
ATRY	City Attorney	1		110,616
PT	Assistant City Attorney II (PT)		1	59,280
PT	Part Time Administrative Assistant		1	20,280
Activity Total		3	2	303,023

City of Jackson
City Attorney
Activity Personnel Chart



City of Jackson
Fiscal Year 2012/13 Proposed Budget
Expenditure Detail

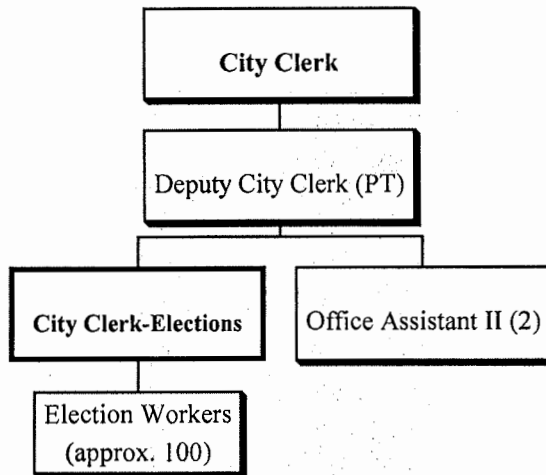
Fund 101 General Fund
Dept 210 City Attorney

Account Description	2009/10 Actual	2010/11 Actual	2011/12 Budget	2011/12 Projected	2012/13 Proposed	2012/13 Adopted
Personal Services:						
101-210-000-702.000 Termination Pay	28,650	4,333	0	0	0	
101-210-000-706.000 Salaries and Wages	272,918	194,793	150,968	159,370	223,463	
101-210-000-707.000 Wages-Temporary	57,038	82,123	134,160	134,160	79,560	
101-210-000-715.000 Employers FICA	27,149	21,326	21,989	21,989	23,143	
101-210-000-719.000 Health Insurance	39,902	31,653	21,818	27,537	29,113	
101-210-000-719.678 RX Drug Insurance	6,840	7,363	6,316	4,760	0	
101-210-000-719.679 Health Insurance Deductible	0	0	12,000	2,108	5,860	
101-210-000-722.000 Pension-General	21,746	16,567	12,879	15,415	22,127	
101-210-000-724.000 Unemployment	954	2,334	1,830	1,830	1,710	
101-210-000-724.001 Workers Compensation	511	379	403	419	424	
101-210-000-725.000 Other Fringe Benefits	3,226	1,659	2,111	2,111	3,149	
	<u>458,934</u>	<u>362,530</u>	<u>364,474</u>	<u>369,699</u>	<u>388,549</u>	<u>0</u>
Material and Supplies:						
101-210-000-726.000 Office Supplies	1,718	3,833	4,000	4,000	4,500	
101-210-000-737.000 Publications	7,615	6,469	8,000	8,000	8,000	
	<u>9,333</u>	<u>10,302</u>	<u>12,000</u>	<u>12,000</u>	<u>12,500</u>	<u>0</u>
Contractual and Other:						
101-210-000-818.000 Contractual Services	4,625	80	10,000	5,000	5,000	
101-210-000-826.000 Legal Fees	-456	195	600	600	630	
101-210-000-827.000 Witness Fees	55	36	300	300	300	
101-210-000-853.000 Telephone	984	1,150	1,200	1,200	1,200	
101-210-000-861.000 Auto Allowance	2,200	0	0	0	0	
101-210-000-873.000 Travel	49	38	400	400	400	
101-210-000-934.000 Office Equipment Maintenance	307	678	1,300	1,300	1,720	
101-210-000-958.000 Memberships & Dues	3,173	2,303	2,650	2,650	2,645	
101-210-000-960.000 Education & Training	480	135	900	900	900	
	<u>11,417</u>	<u>4,615</u>	<u>17,350</u>	<u>12,350</u>	<u>12,795</u>	<u>0</u>
City Attorney	<u>479,684</u>	<u>377,447</u>	<u>393,824</u>	<u>394,049</u>	<u>413,844</u>	<u>0</u>

City of Jackson
Fiscal Year 2012/13 Proposed Budget
Personnel Schedule

Class Grade	Position	# Positions		Budgeted Salaries & Wages
		Permanent	Temporary	
<i>Department: City Clerk</i>				
<i>Fund-Activity: 101-215</i>				
305	Office Assistant II	2		86,607
CLRK	City Clerk	1		90,662
010	Deputy City Clerk (PT)		1	18,720
		<u>3</u>	<u>1</u>	<u>195,989</u>
Less: Allocation To City Clerk-Elections 101-192: Permanent				-53,180
Allocation To Parking Assessment 586-586: Permanent				<u>-13,207</u>
Activity Total				<u><u>129,602</u></u>

City of Jackson
City Clerk & City Clerk - Elections
Activity Personnel Chart



City of Jackson
Fiscal Year 2012/13 Proposed Budget
Expenditure Detail

Fund 101 General Fund
Dept 215 City Clerk

Account Description	2009/10 Actual	2010/11 Actual	2011/12 Budget	2011/12 Projected	2012/13 Proposed	2012/13 Adopted
Personal Services:						
101-215-000-706.000 Salaries and Wages	137,995	101,257	105,780	106,351	110,882	
101-215-000-707.000 Wages-Temporary	10,793	19,150	17,540	17,540	18,720	
101-215-000-709.000 Overtime	328	1,263	0	1,600	500	
101-215-000-715.000 Employers FICA	11,510	9,134	9,435	9,435	9,915	
101-215-000-719.000 Health Insurance	12,870	17,286	14,863	20,596	20,312	
101-215-000-719.678 RX Drug Insurance	1,999	4,820	4,639	5,372	0	
101-215-000-719.679 Health Insurance Deductible	0	0	9,600	738	4,432	
101-215-000-722.000 Pension-General	10,839	8,739	9,034	9,900	10,999	
101-215-000-724.000 Unemployment	486	1,144	1,024	1,024	1,059	
101-215-000-724.001 Workers Compensation	213	170	97	200	220	
101-215-000-725.000 Other Fringe Benefits	926	128	2,007	2,007	2,226	
	<u>187,959</u>	<u>163,091</u>	<u>174,019</u>	<u>174,763</u>	<u>179,265</u>	<u>0</u>
Material and Supplies:						
101-215-000-726.000 Office Supplies	5,024	4,706	6,000	6,000	6,000	
101-215-000-737.000 Publications	214	222	500	500	500	
	<u>5,238</u>	<u>4,928</u>	<u>6,500</u>	<u>6,500</u>	<u>6,500</u>	<u>0</u>
Contractual and Other:						
101-215-000-818.000 Contractual Services	4,880	6,923	5,000	5,000	6,000	
101-215-000-853.000 Telephone	508	604	950	950	800	
101-215-000-873.000 Travel	59	0	50	50	50	
101-215-000-900.000 Printing & Publishing	8,401	10,065	7,500	2,500	2,500	
101-215-000-934.000 Office Equipment Maintenance	312	220	700	700	700	
101-215-000-958.000 Memberships & Dues	240	235	400	400	400	
101-215-000-960.000 Education & Training	0	0	250	250	250	
	<u>14,400</u>	<u>18,047</u>	<u>14,850</u>	<u>9,850</u>	<u>10,700</u>	<u>0</u>
Capital Outlay:						
101-215-000-983.000 Office Equipment	846	0	2,000	2,000	2,000	
	<u>846</u>	<u>0</u>	<u>2,000</u>	<u>2,000</u>	<u>2,000</u>	<u>0</u>
City Clerk	<u>208,443</u>	<u>186,066</u>	<u>197,369</u>	<u>193,113</u>	<u>198,465</u>	<u>0</u>

City of Jackson
Fiscal Year 2012/13 Proposed Budget
Personnel Schedule

Class Grade	Position	# Positions		Budgeted Salaries & Wages
		Permanent	Temporary	
<i>Department: Personnel</i>				
<i>Fund-Activity: 101-226</i>				
PT	Part-Time Clerk-Typist		1	5,000
006	Labor Relations Technician	1		51,372
	Activity Total	1	1	56,372

City of Jackson
Fiscal Year 2012/13 Proposed Budget
Expenditure Detail

Fund 101 General Fund
Dept 226 Personnel

Account Description	2009/10 Actual	2010/11 Actual	2011/12 Budget	2011/12 Projected	2012/13 Proposed	2012/13 Adopted
Personal Services:						
101-226-000-702.000 Termination Pay	1,819	8,088	0	0	0	
101-226-000-706.000 Salaries and Wages	195,425	153,446	47,046	49,500	51,372	
101-226-000-707.000 Wages-Temporary	35	72	0	0	5,000	
101-226-000-709.000 Overtime	695	5,021	0	2,963	4,800	
101-226-000-715.000 Employers FICA	15,266	13,153	3,600	4,013	5,062	
101-226-000-719.000 Health Insurance	24,796	14,094	2,030	0	0	
101-226-000-719.678 RX Drug Insurance	3,925	2,952	0	0	0	
101-226-000-719.679 Health Insurance Deductible	0	0	0	0	0	
101-226-000-722.000 Pension-General	15,241	9,078	4,333	4,333	5,096	
101-226-000-724.000 Unemployment	611	1,098	366	366	342	
101-226-000-724.001 Workers Compensation	279	696	70	70	504	
101-226-000-725.000 Other Fringe Benefits	1,769	1,636	1,000	700	934	
	<u>259,861</u>	<u>209,334</u>	<u>58,445</u>	<u>61,945</u>	<u>73,110</u>	<u>0</u>
Material and Supplies:						
101-226-000-726.000 Office Supplies	2,659	1,935	500	500	500	
101-226-000-737.000 Publications	1,335	23	500	500	500	
	<u>3,994</u>	<u>1,958</u>	<u>1,000</u>	<u>1,000</u>	<u>1,000</u>	<u>0</u>
Contractual and Other:						
101-226-000-818.000 Contractual Services	17,719	11,110	20,000	20,000	20,000	
101-226-000-818.226 Contractual Services-County	0	0	85,000	99,746	85,871	
101-226-000-853.000 Telephone	1,328	1,518	500	500	500	
101-226-000-873.000 Travel	408	0	0	0	0	
101-226-000-900.000 Printing & Publishing	54	412	500	500	500	
101-226-000-934.000 Office Equipment Maintenance	0	0	300	300	300	
101-226-000-946.000 Office Equipment Rental	0	50	0	0	0	
101-226-000-958.000 Memberships & Dues	540	25	300	300	300	
101-226-000-960.000 Education & Training	557	35	500	500	1,000	
101-226-000-960.001 Training-City Wide	312	114	0	0	0	
101-226-000-960.002 Training-New Recruitment	0	375	0	0	0	
101-226-000-960.003 Training-MAPE Reimb.	2,732	0	0	0	0	
	<u>23,650</u>	<u>13,639</u>	<u>107,100</u>	<u>121,846</u>	<u>108,471</u>	<u>0</u>
Personnel	<u>287,505</u>	<u>224,931</u>	<u>166,545</u>	<u>184,791</u>	<u>182,581</u>	<u>0</u>

City of Jackson
Fiscal Year 2012/13 Proposed Budget
Personnel Schedule

Class Grade	Position	# Positions		Budgeted Salaries & Wages
		Permanent	Temporary	
<i>Department: Purchasing</i>				
<i>Fund-Activity: 101-233</i>				
010	Purchasing Coordinator	1		58,929
	Activity Total	1		58,929

City of Jackson
Fiscal Year 2012/13 Proposed Budget
Expenditure Detail

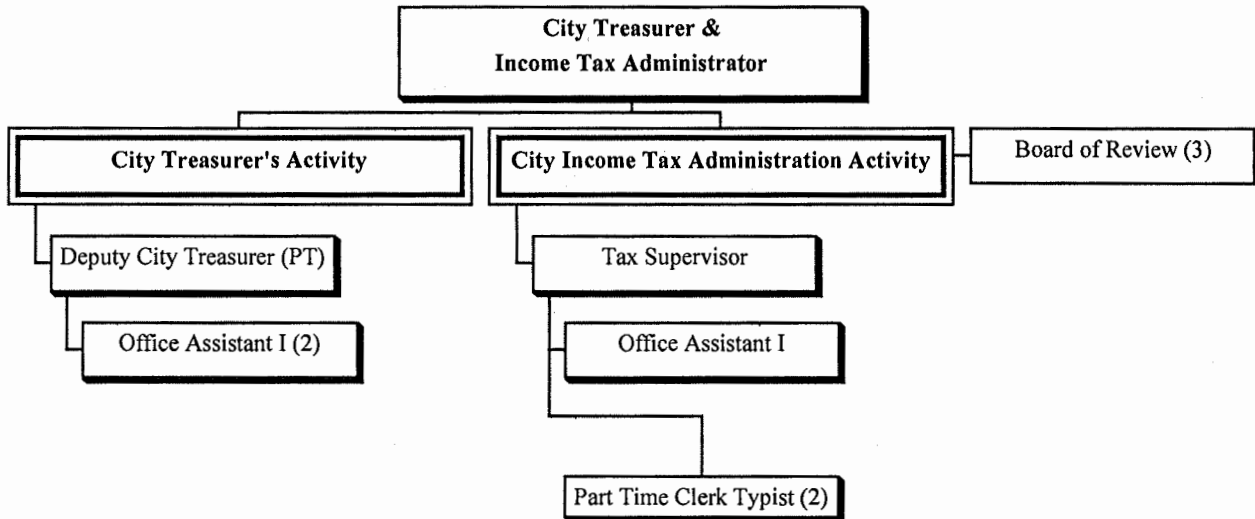
Fund 101 General Fund
Dept 233 Purchasing

Account Description	2009/10 Actual	2010/11 Actual	2011/12 Budget	2011/12 Projected	2012/13 Proposed	2012/13 Adopted
Personal Services:						
101-233-000-702.000 Termination Pay	31,804	0	0	0	0	
101-233-000-706.000 Salaries and Wages	55,276	53,846	53,789	56,764	58,929	
101-233-000-715.000 Employers FICA	6,714	3,880	4,115	4,250	4,508	
101-233-000-719.000 Health Insurance	17,620	16,845	10,909	14,932	12,515	
101-233-000-719.678 RX Drug Insurance	2,780	3,301	3,158	2,365	0	
101-233-000-719.679 Health Insurance Deductible	0	0	6,000	1,055	2,320	
101-233-000-722.000 Pension-General	4,466	4,562	4,594	5,055	5,846	
101-233-000-724.000 Unemployment	180	365	366	366	342	
101-233-000-724.001 Workers Compensation	126	75	76	76	83	
101-233-000-725.000 Other Fringe Benefits	-385	-584	947	947	972	
	118,581	82,290	83,954	85,810	85,515	0
Material and Supplies:						
101-233-000-726.000 Office Supplies	1,981	1,236	2,500	2,500	2,500	
101-233-000-737.000 Publications	75	75	75	75	75	
	2,056	1,311	2,575	2,575	2,575	0
Contractual and Other:						
101-233-000-853.000 Telephone	566	611	600	600	600	
101-233-000-873.000 Travel	77	101	100	100	300	
101-233-000-900.000 Printing & Publishing	38	50	150	150	150	
101-233-000-946.000 Office Equipment Rental	-2,210	-3,256	1,500	1,000	1,000	
101-233-000-958.000 Memberships & Dues	344	230	415	415	415	
	-1,185	-2,264	2,765	2,265	2,465	0
Purchasing	119,452	81,337	89,294	90,650	90,555	0

City of Jackson
Fiscal Year 2012/13 Proposed Budget
Personnel Schedule

Class Grade	Position	# Positions		Budgeted Salaries & Wages
		Permanent	Temporary	
<i>Department: City Treasurer</i>				
<i>Fund-Activity: 101-253</i>				
303	Office Assistant I	2		70,865
ELEC	City Treasurer	1		80,371
PT	Deputy City Treasurer		1	44,197
Activity Total		3	1	195,433

City of Jackson
City Treasurer & Income Tax Administrator
Activity Personnel Chart



City of Jackson
Fiscal Year 2012/13 Proposed Budget
Expenditure Detail

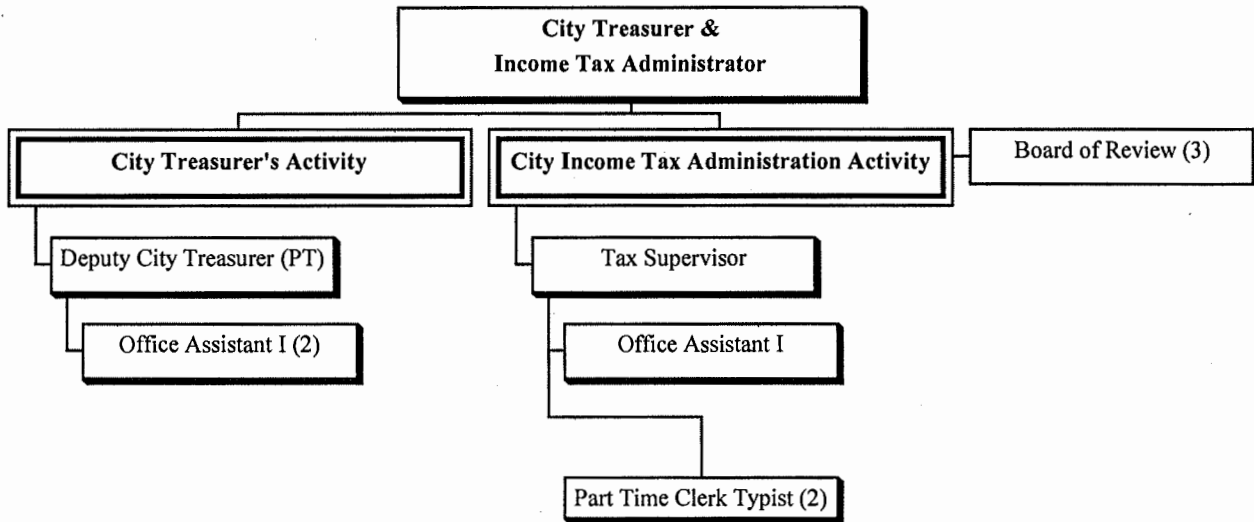
Fund 101 General Fund
Dept 253 City Treasurer

Account Description	2009/10 Actual	2010/11 Actual	2011/12 Budget	2011/12 Projected	2012/13 Proposed	2012/13 Adopted
Personal Services:						
101-253-000-702.000 Termination Pay	12,019	0	0	0	0	
101-253-000-706.000 Salaries and Wages	197,829	144,633	186,420	186,420	195,433	
101-253-000-707.000 Wages-Temporary	11,287	35,494	0	0	0	
101-253-000-715.000 Employers FICA	17,209	13,617	14,261	14,261	14,951	
101-253-000-719.000 Health Insurance	34,989	36,210	22,809	32,481	25,110	
101-253-000-719.678 RX Drug Insurance	7,020	7,367	7,122	8,158	0	
101-253-000-719.679 Health Insurance Deductible	0	0	15,000	1,000	5,500	
101-253-000-722.000 Pension-General	15,555	14,263	12,889	12,889	15,002	
101-253-000-724.000 Unemployment	540	1,187	1,464	1,464	1,368	
101-253-000-724.001 Workers Compensation	201	347	936	936	949	
101-253-000-725.000 Other Fringe Benefits	1,193	312	3,127	3,127	2,986	
	<u>297,842</u>	<u>253,430</u>	<u>264,028</u>	<u>260,736</u>	<u>261,299</u>	<u>0</u>
Material and Supplies:						
101-253-000-726.000 Office Supplies	3,508	3,089	4,135	4,135	4,140	
101-253-000-737.000 Publications	541	560	840	840	843	
	<u>4,049</u>	<u>3,649</u>	<u>4,975</u>	<u>4,975</u>	<u>4,983</u>	<u>0</u>
Contractual and Other:						
101-253-000-818.000 Contractual Service	1,309	775	2,000	2,000	2,000	
101-253-000-853.000 Telephone	787	997	1,000	1,000	1,000	
101-253-000-861.000 Auto	2,200	0	0	0	0	
101-253-000-873.000 Travel	0	0	75	75	75	
101-253-000-934.000 Office Equipment Maintenance	536	626	1,600	1,600	1,625	
101-253-000-935.000 Software Maintenance	2,865	0	3,700	3,700	4,000	
101-253-000-958.000 Memberships & Dues	0	10	125	125	125	
101-253-000-960.000 Education & Training	0	0	0	0	0	
	<u>7,697</u>	<u>2,408</u>	<u>8,500</u>	<u>8,500</u>	<u>8,825</u>	<u>0</u>
Capital Outlay:						
101-253-000-983.000 Office Equipment	392	163	0	0	1,600	
101-253-000-984.000 Software Purchase	2,000	2,120	0	0	0	
	<u>2,392</u>	<u>2,283</u>	<u>0</u>	<u>0</u>	<u>1,600</u>	<u>0</u>
City Treasurer	<u><u>311,980</u></u>	<u><u>261,770</u></u>	<u><u>277,503</u></u>	<u><u>274,211</u></u>	<u><u>276,707</u></u>	<u><u>0</u></u>

City of Jackson
Fiscal Year 2012/13 Proposed Budget
Personnel Schedule

Class Grade	Position	# Positions		Budgeted Salaries & Wages
		Permanent	Temporary	
<i>Department: City Income Tax Administration</i>				
<i>Fund-Activity: 101-254</i>				
008	Tax Supervisor	1		62,612
303	Office Assistant I	1		31,971
PT	Part-Time Clerk-Typist		2	27,000
PT	Board of Review		3	750
Activity Total		2	5	122,333

City of Jackson
City Treasurer & Income Tax Administrator
Activity Personnel Chart



City of Jackson
Fiscal Year 2012/13 Proposed Budget
Expenditure Detail

Fund 101 General Fund
Dept 254 City Income Tax Administration

Account Description	2009/10 Actual	2010/11 Actual	2011/12 Budget	2011/12 Projected	2012/13 Proposed	2012/13 Adopted
Personal Services:						
101-254-000-702.000 Termination Pay	11,322	0	0	0	0	
101-254-000-706.000 Salaries and Wages	69,442	66,447	85,104	85,104	94,583	
101-254-000-707.000 Wages-Temporary	25,573	23,136	27,750	27,750	27,750	
101-254-000-715.000 Employers FICA	8,438	6,899	8,633	8,633	9,359	
101-254-000-719.000 Health Insurance	25,911	31,214	20,387	26,883	13,191	
101-254-000-719.678 RX Drug Insurance	5,028	6,604	6,316	6,970	0	
101-254-000-719.679 Health Insurance Deductible	0	0	12,000	0	2,200	
101-254-000-722.000 Pension-General	6,633	6,936	7,268	7,268	9,383	
101-254-000-724.000 Unemployment	217	720	1,098	1,098	1,026	
101-254-000-724.001 Workers Compensation	29	-4	158	158	171	
101-254-000-725.000 Other Fringe Benefits	933	852	1,943	1,943	1,922	
	153,526	142,804	170,657	165,807	159,585	0
Material and Supplies:						
101-254-000-726.000 Office Supplies	20,677	27,080	27,600	27,600	27,600	
101-254-000-737.000 Publications	93	278	1,000	1,000	1,000	
	20,770	27,358	28,600	28,600	28,600	0
Contractual and Other:						
101-254-000-853.000 Telephone	0	0	400	400	400	
101-254-000-873.000 Travel	212	0	0	0	0	
101-254-000-934.000 Office Equipment Maintenance	312	547	1,050	1,050	1,050	
101-254-000-935.000 Software Maintenance	6,563	6,563	6,700	6,700	6,700	
101-254-000-960.000 Education & Training	0	0	0	0	0	
	7,087	7,110	8,150	8,150	8,150	0
Capital Outlay:						
101-254-000-983.000 Office Equipment	878	0	2,200	2,200	1,600	
101-254-000-984.000 Software Purchase	0	0	0	0	0	
	878	0	2,200	2,200	1,600	0
City Income Tax Administration	182,261	177,272	209,607	204,757	197,935	0

City of Jackson
Fiscal Year 2012/13 Proposed Budget
Personnel Schedule

Class Grade	Position	# Positions		Budgeted Salaries & Wages
		Permanent	Temporary	
<i>Department: Management Information Services</i>				
<i>Fund-Activity: 101-258</i>				
010	GIS Coordinator	1		56,764
306	Computer Sys. Oper./PC Tech.	1		54,401
		<u>2</u>		<u>111,165</u>
	Add: Allocation of Acct./Acting IS Coord. from 101-201 Finance (Acting pay)			<u>8,672</u>
	Activity Total			<u>119,837</u>

City of Jackson
Fiscal Year 2012/13 Proposed Budget
Expenditure Detail

Fund 101 General Fund
Dept 258 Management Information Services

Account Description	2009/10 Actual	2010/11 Actual	2011/12 Budget	2011/12 Projected	2012/13 Proposed	2012/13 Adopted
Personal Services:						
101-258-000-702.000 Termination Pay	0	4,669	0	0	0	
101-258-000-706.000 Salaries and Wages	172,435	155,780	108,550	115,214	119,837	
101-258-000-706.001 Wages - Temporary	0	2,366	0	17,872	0	
101-258-000-709.000 Overtime	0	1,915	0	3,263	3,500	
101-258-000-715.000 Employers FICA	12,937	12,590	8,275	10,532	9,167	
101-258-000-719.000 Health Insurance	35,736	36,708	21,583	28,950	25,500	
101-258-000-719.678 RX Drug Insurance	6,397	7,834	6,639	7,215	0	
101-258-000-719.679 Health Insurance Deductible	0	0	12,690	1,010	4,780	
101-258-000-722.000 Pension-General	13,226	13,663	9,237	11,094	11,888	
101-258-000-724.000 Unemployment	561	1,193	774	1,373	723	
101-258-000-724.001 Workers Compensation	241	232	151	321	167	
101-258-000-725.000 Other Fringe Benefits	676	1,578	2,147	945	2,132	
	<u>242,209</u>	<u>238,528</u>	<u>170,046</u>	<u>197,789</u>	<u>177,694</u>	<u>0</u>
Material and Supplies:						
101-258-000-726.000 Office Supplies	611	1,483	720	1,017	720	
101-258-000-726.001 Data Processing Supplies	3,643	5,598	5,600	5,600	2,500	
	<u>4,254</u>	<u>7,081</u>	<u>6,320</u>	<u>6,617</u>	<u>3,220</u>	<u>0</u>
Contractual and Other:						
101-258-000-818.000 Contractual Services	18,102	24,575	58,000	36,572	89,520	
101-258-000-818.028 Contractual Services-GIS	2,722	5,941	2,000	5,921	2,075	
101-258-000-853.000 Telephone	7,090	6,391	6,752	8,711	9,300	
101-258-000-873.000 Travel	291	311	500	300	500	
101-258-000-934.000 Office Equipment Maintenance	2,184	0	0	0	0	
101-258-000-935.000 Software Maintenance	101	12,467	18,635	23,032	25,000	
101-258-000-960.000 Education & Training	195	0	0	0	0	
	<u>30,685</u>	<u>49,685</u>	<u>85,887</u>	<u>74,536</u>	<u>126,395</u>	<u>0</u>
Capital Outlay:						
101-258-000-977.000 Equipment	0	4,029	16,836	0	27,378	
101-258-000-984.000 Software Purchase	33,531	33,531	50,428	50,428	0	
	<u>33,531</u>	<u>37,560</u>	<u>67,264</u>	<u>50,428</u>	<u>27,378</u>	<u>0</u>
Management Information Services	<u><u>310,679</u></u>	<u><u>332,854</u></u>	<u><u>329,517</u></u>	<u><u>329,370</u></u>	<u><u>334,687</u></u>	<u><u>0</u></u>

City of Jackson
Fiscal Year 2012/13 Proposed Budget
Personnel Schedule

Class Grade	Position	# Positions		Budgeted Salaries & Wages
		Permanent	Temporary	
<i>Department: City Hall & Grounds</i>				
<i>Fund-Activity: 101-265</i>				
PT	Building Maintenance Supervisor		1	42,078
PT	Part-Time Maintenance		2	25,281
Activity Total			3	67,359
Less: Allocation To City Clerk-Elections 101-192: Building Maintenance Supvsr.				-4,750
				62,609

City of Jackson
Fiscal Year 2012/13 Proposed Budget
Expenditure Detail

Fund 101 General Fund
Dept 265 City Hall & Grounds

Account Description	2009/10 Actual	2010/11 Actual	2011/12 Budget	2011/12 Projected	2012/13 Proposed	2012/13 Adopted
Personal Services:						
101-265-000-702.000 Termination Pay	0	0	0	0	24,305	
101-265-000-706.000 Salaries and Wages	49,800	45,233	50,539	50,539	0	
101-265-000-707.000 Wages-Temporary	21,610	20,548	17,160	17,160	62,609	
101-265-000-709.000 Overtime	2,591	7,054	6,000	6,000	1,000	
101-265-000-715.000 Employers FICA	5,960	5,779	5,221	5,500	6,756	
101-265-000-719.000 Health Insurance	11,646	12,621	8,921	10,980	1,513	
101-265-000-719.678 RX Drug Insurance	2,189	2,661	2,588	1,910	0	
101-265-000-719.679 Health Insurance Deductible	0	0	5,520	1,000	337	
101-265-000-722.000 Pension-General	4,346	4,662	3,970	4,370	443	
101-265-000-724.000 Unemployment	500	943	1,033	1,033	998	
101-265-000-724.001 Workers Compensation	1,820	1,763	1,534	1,600	1,542	
101-265-000-725.000 Other Fringe Benefits	331	269	857	857	136	
	<u>100,793</u>	<u>101,533</u>	<u>103,343</u>	<u>100,949</u>	<u>99,639</u>	<u>0</u>
Material and Supplies:						
101-265-000-751.000 Gasoline	2,019	2,190	2,000	2,000	2,000	
101-265-000-758.000 Laundry	2,288	2,429	1,950	1,950	800	
101-265-000-776.000 Custodial Supplies	6,331	7,942	13,825	13,825	13,450	
	<u>10,638</u>	<u>12,561</u>	<u>17,775</u>	<u>17,775</u>	<u>16,250</u>	<u>0</u>
Contractual and Other:						
101-265-000-818.000 Contractual Services	49,686	40,841	26,780	26,780	35,180	
101-265-000-818.265 Contractual Services-City Hall	5,840	25,988	48,584	48,584	44,241	
101-265-000-853.000 Telephone	4,664	4,072	4,100	4,100	4,100	
101-265-000-914.000 Insurance	7,690	7,656	7,805	7,805	7,652	
101-265-000-920.000 Utilities	103,416	102,135	105,000	105,000	105,000	
101-265-000-931.000 Building Maintenance	41,807	22,792	15,110	15,110	16,850	
101-265-000-933.000 Equipment Maintenance	34	5,378	5,357	5,357	5,357	
101-265-000-939.000 Vehicle Maintenance	3,906	542	500	500	500	
101-265-000-944.661 Equipment Lease - MP	4,302	4,302	4,303	4,303	4,360	
	<u>221,345</u>	<u>213,706</u>	<u>217,539</u>	<u>217,539</u>	<u>223,240</u>	<u>0</u>
City Hall & Grounds	<u><u>332,776</u></u>	<u><u>327,800</u></u>	<u><u>338,657</u></u>	<u><u>336,263</u></u>	<u><u>339,129</u></u>	<u><u>0</u></u>

City of Jackson
Fiscal Year 2012/13 Proposed Budget
Expenditure Detail

Fund 101 General Fund
Dept 276 Cemeteries

Account Description	2009/10 Actual	2010/11 Actual	2011/12 Budget	2011/12 Projected	2012/13 Proposed	2012/13 Adopted
Personal Services:						
101-276-000-702.000 Termination Pay	0	10,408	0	0	0	
101-276-000-706.000 Salaries and Wages	193,627	166,898	24,727	24,727	24,727	
101-276-000-707.000 Wages-Temporary	20,829	18,066	0	0	0	
101-276-000-709.000 Overtime	4,606	3,579	0	0	0	
101-276-000-715.000 Employers FICA	16,778	14,804	1,873	1,873	1,873	
101-276-000-719.000 Health Insurance	37,760	42,877	3,600	3,600	3,600	
101-276-000-719.678 RX Drug Insurance	7,429	9,257	1,042	1,042	1,042	
101-276-000-719.679 Health Insurance-Deductible	0	0	2,000	2,000	2,000	
101-276-000-722.000 Pension-General	15,318	14,856	2,091	2,091	2,091	
101-276-000-724.000 Unemployment	940	1,877	121	121	121	
101-276-000-724.001 Workers Compensation	4,482	3,950	563	563	563	
101-276-000-725.000 Other Fringe Benefits	780	1,117	346	346	346	
	<u>302,549</u>	<u>287,689</u>	<u>36,363</u>	<u>36,363</u>	<u>36,363</u>	<u>0</u>
Material and Supplies:						
101-276-000-726.000 Office Supplies	1,102	767	0	0	0	
101-276-000-740.000 Operating Supplies	2,076	3,527	0	0	0	
101-276-000-751.000 Gasoline	34,192	24,822	0	0	0	
101-276-000-755.000 Safety Supplies	261	180	0	0	0	
101-276-000-756.000 Miscellaneous Supplies	551	595	0	0	0	
101-276-000-758.000 Laundry	1,565	1,677	0	0	0	
101-276-000-759.000 Small Tools	1,789	1,850	0	0	0	
101-276-000-776.000 Custodial Supplies	2,820	1,099	0	0	0	
101-276-000-778.000 Equipment Maint. Supplies	19,100	11,812	0	0	0	
101-276-000-782.000 Materials	1,823	3,283	0	0	0	
101-276-000-783.000 Seed And Sod	2,725	276	0	0	0	
	<u>68,004</u>	<u>49,888</u>	<u>0</u>	<u>0</u>	<u>0</u>	<u>0</u>
Contractual and Other:						
101-276-000-818.000 Contractual Services	27,883	12,916	150,000	180,000	213,637	
101-276-000-818.025 Contractual Services-DPW	566	0	0	0	0	
101-276-000-853.000 Telephone	1,247	2,206	0	0	0	
101-276-000-873.000 Travel	167	88	0	0	0	
101-276-000-920.000 Utilities	16,941	17,509	0	0	0	
101-276-000-931.000 Building Maintenance	1,417	893	0	0	0	
101-276-000-933.000 Equipment Maintenance	7,052	12,998	0	0	0	
101-276-000-938.000 Grounds Maintenance	4,102	5,344	0	0	0	
101-276-000-943.000 Equipment Rental - MP	0	896	0	0	0	
101-276-000-958.000 Memberships & Dues	84	35	0	0	0	
101-276-000-966.000 Public Works Overhead	0	912	0	0	0	
101-276-000-967.000 Engineering Overhead	0	35	0	0	0	
101-276-000-960.000 Education & Training	90	0	0	0	0	
	<u>59,549</u>	<u>53,832</u>	<u>150,000</u>	<u>180,000</u>	<u>213,637</u>	<u>0</u>
Capital Outlay:						
101-276-000-974.000 Land Improvements	4,702	0	0	0	0	
101-276-000-982.000 Machinery & Equipment	1,812	11,806	0	0	0	
	<u>6,514</u>	<u>11,806</u>	<u>0</u>	<u>0</u>	<u>0</u>	<u>0</u>
Cemeteries	<u>436,616</u>	<u>403,215</u>	<u>186,363</u>	<u>216,363</u>	<u>250,000</u>	<u>0</u>

City of Jackson
Fiscal Year 2012/13 Proposed Budget
Expenditure Detail

Fund 101 General Fund
Dept 299 Unallocated

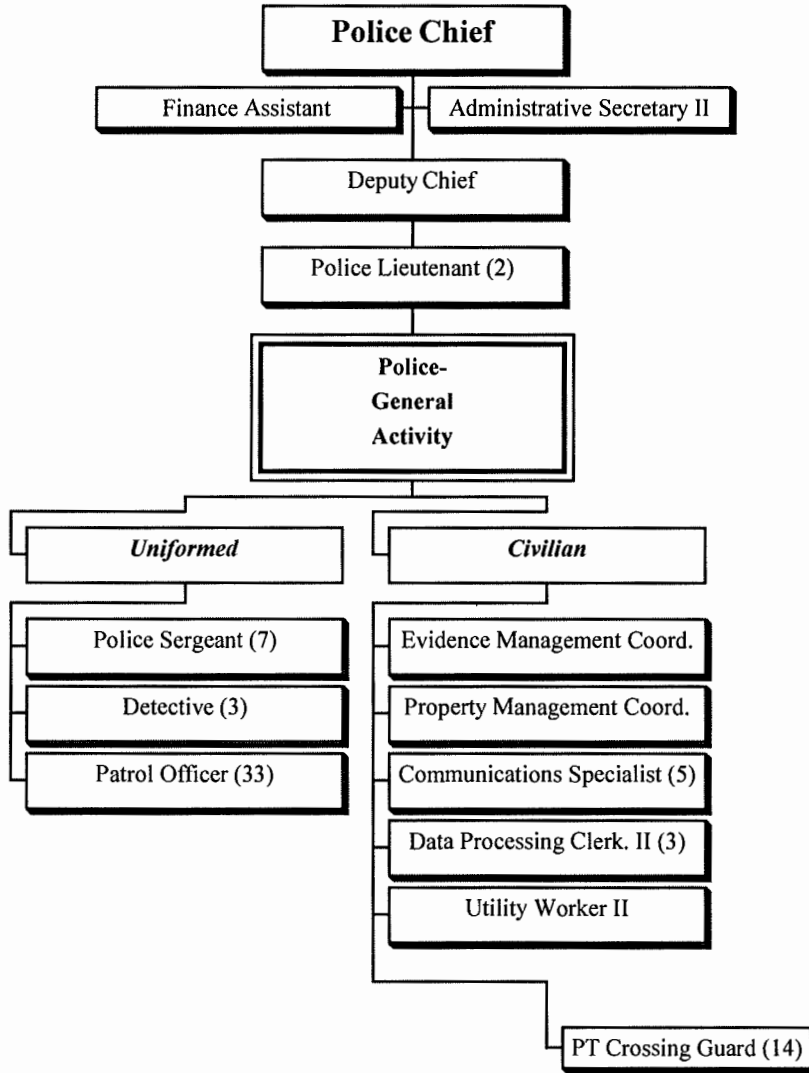
Account Description	2009/10 Actual	2010/11 Actual	2011/12 Budget	2011/12 Projected	2012/13 Proposed	2012/13 Adopted
Personal Services:						
101-299-000-706.000 Salaries-Ret. Health Stipend	102,708	101,445	101,000	118,000	120,000	
101-299-000-715.000 Employers FICA (Ret.)	7,857	7,756	7,727	9,027	9,945	
	<u>110,565</u>	<u>109,201</u>	<u>108,727</u>	<u>127,027</u>	<u>129,945</u>	<u>0</u>
Materials and Supplies:						
101-299-000-730.000 Postage	77,652	88,075	85,000	100,000	105,000	
	<u>77,652</u>	<u>88,075</u>	<u>85,000</u>	<u>100,000</u>	<u>105,000</u>	<u>0</u>
Contractual and Other:						
101-299-000-719.001 Health Insurance-Retirees	167,272	188,045	200,000	205,000	225,000	
101-299-000-808.000 Audit Fees	28,483	28,693	27,000	24,560	25,100	
101-299-000-818.000 Contractual Services	7,420	7,780	8,000	28,000	8,000	
101-299-000-818.057 Incubator Costs	17,346	11,605	0	5,000	0	
101-299-000-880.000 Comm. Promotion	37,880	27,574	40,000	55,000	40,000	
101-299-000-914.000 Insurance	71,758	68,251	68,300	66,935	66,935	
101-299-000-914.001 Insurance-Ded. Portion	5,000	6,300	5,000	5,000	5,000	
101-299-000-956.001 Contingency	0	0	0	0	39,500	
101-299-000-962.000 Uncollectible Accounts	45,248	58,533	50,000	50,000	50,000	
101-299-000-962.440 Uncollect. Accts-Income Tax	122,500	100,000	100,000	100,000	100,000	
101-299-000-963.000 Miscellaneous	5,051	1,383	2,500	2,500	2,500	
	<u>507,958</u>	<u>498,164</u>	<u>500,800</u>	<u>541,995</u>	<u>562,035</u>	<u>0</u>
Unallocated	<u>696,175</u>	<u>695,440</u>	<u>694,527</u>	<u>769,022</u>	<u>796,980</u>	<u>0</u>



City of Jackson
Fiscal Year 2012/13 Proposed Budget
General Fund
Police Department Summary

Activity #	Activity Name	Proposed Budget
101-301	Police Department (General)	\$ 7,534,699
101-313	Consortium Training	12,124
101-314	In-Service Training	<u>4,486</u>
General Fund Total - Police Department		<u>\$ 7,551,309</u>

**City of Jackson
Police Department
Activity Personnel Chart**



City of Jackson
Fiscal Year 2012/13 Proposed Budget
Personnel Schedule

Class Grade	Position	# Positions		Budgeted Salaries & Wages
		Permanent	Temporary	
<i>Department: Police Department</i>				
<i>Fund-Activity: 101-301</i>				
006	Administrative Secretary II	1		48,463
006	Evidence Mgt. Coordinator	1		45,747
006	Property Mgt. Coordinator	1		45,747
007	Finance Assistant	1		45,747
016	Deputy Chief	1		87,617
020	Police Chief	1		102,351
082	Patrol Officer	33		1,944,962
084	Detective	3		196,273
085	Police Sergeant	7		521,404
087	Police Lieutenant	2		160,868
303	Data Processing Clerk II	3		114,376
303	Communication Specialists	5		190,263
304	Utility Worker II	1		41,933
PT	Part-Time School Crossing Guard		14	67,154
Activity Total		60	14	3,612,905

City of Jackson
Fiscal Year 2012/13 Proposed Budget
Expenditure Detail

Fund 101 General Fund
Dept 301 Police Department

Account Description	2009/10 Actual	2010/11 Actual	2011/12 Budget	2011/12 Projected	2012/13 Proposed	2012/13 Adopted
Personal Services:						
101-301-000-702.000 Termination Pay	49,678	89,034	27,726	77,842	0	
101-301-000-706.000 Salaries and Wages	3,853,896	3,509,873	3,308,744	3,357,953	3,545,751	
101-301-000-707.000 Wages-Temporary	70,783	72,149	74,914	73,522	67,154	
101-301-000-709.000 Overtime	149,102	134,081	145,919	145,608	155,795	
101-301-000-715.000 Employers FICA	107,116	90,700	86,602	89,252	92,352	
101-301-000-719.000 Health Insurance	686,924	723,088	446,643	675,085	547,140	
101-301-000-719.678 RX Drug Insurance	127,884	151,610	129,610	193,057	0	
101-301-000-719.679 Health Insurance Deductible	12,622	9,031	258,000	10,265	104,300	
101-301-000-722.000 Pension-General	52,752	45,889	43,228	50,700	54,334	
101-301-000-722.733 Pension-Police/Fire 345	1,941,572	1,659,398	1,761,954	1,761,954	1,986,277	
101-301-000-724.000 Unemployment	13,608	26,292	25,254	21,717	25,308	
101-301-000-724.001 Workers Compensation	53,126	51,330	47,316	49,175	50,046	
101-301-000-725.000 Other Fringe Benefits	15,080	13,068	21,351	12,909	55,624	
	7,134,143	6,575,543	6,377,261	6,519,039	6,684,081	0
Material and Supplies:						
101-301-000-726.000 Office Supplies	14,209	13,007	13,757	12,357	11,526	
101-301-000-726.001 Data Processing Supplies	3,206	4,144	4,602	4,602	4,712	
101-301-000-730.000 Postage	319	133	300	150	0	
101-301-000-737.000 Publications	1,152	505	815	450	550	
101-301-000-741.000 Ammunition	8,138	13,614	13,381	13,381	11,913	
101-301-000-744.000 Uniform Allowance	24,904	15,820	29,430	26,430	23,127	
101-301-000-751.000 Gasoline	104,140	111,727	128,994	140,994	147,204	
101-301-000-756.000 Miscellaneous Supplies	5,244	3,403	6,763	4,763	6,173	
101-301-000-757.000 Photography Supplies	5,399	8,221	7,892	7,287	7,564	
101-301-000-758.000 Laundry	747	747	767	767	767	
101-301-000-760.000 Medical Supplies	581	382	894	894	2,286	
101-301-000-761.000 Tracking Narc. Dog - Supplies	1,875	1,591	0	0	0	
101-301-000-776.000 Custodial Supplies	3,449	3,065	3,567	3,567	3,808	
101-301-000-778.000 Equipment Maint. Supplies	14,602	9,429	20,548	12,548	19,342	
	187,965	185,788	231,710	228,190	238,972	0
Contractual and Other:						
101-301-000-817.000 Consultant Services	19,851	7,875	16,350	20,652	12,050	
101-301-000-818.000 Contractual Services	2,001	3,144	40,848	3,658	2,775	
101-301-000-820.000 Special Investigations	5,105	4,015	5,190	5,190	2,445	
101-301-000-823.000 Medical Services	3,176	5,674	4,453	4,853	4,689	
101-301-000-853.000 Telephone	76,475	43,134	43,548	36,548	37,200	
101-301-000-861.000 Auto Allowance	2,200	0	0	0	0	
101-301-000-873.000 Travel	1,524	3,283	2,932	4,932	2,991	
101-301-000-900.000 Printing & Publishing	8,412	3,997	9,148	9,148	5,593	
101-301-000-914.000 Insurance	119,652	114,366	114,366	91,154	91,154	
101-301-000-914.001 Insurance-Ded. Portion	12,265	6,000	10,000	6,000	10,000	
101-301-000-919.001 Physical Agility Testing	44,481	29,664	33,800	41,177	31,557	
101-301-000-920.000 Utilities	51,173	46,035	53,263	46,263	49,159	
101-301-000-931.000 Building Maintenance	20,208	17,469	21,414	29,414	28,855	
101-301-000-933.000 Equipment Maintenance	42,936	28,386	31,670	25,970	32,551	
101-301-000-934.000 Office Equipment Maintenance	30,482	41,297	39,132	34,132	35,661	

- Continued

City of Jackson
Fiscal Year 2012/13 Proposed Budget
Expenditure Detail

Fund 101 General Fund
Dept 301 Police Department (Cont'd.)

Account Description	2009/10 Actual	2010/11 Actual	2011/12 Budget	2011/12 Projected	2012/13 Proposed	2012/13 Adopted
Contractual and Other:(Cont'd.)						
101-301-000-939.000 Vehicle Maintenance	93,103	60,512	93,429	93,429	80,229	
101-301-000-942.000 Building Rental/Lease	5,502	5,419	5,460	5,420	5,460	
101-301-000-946.000 Office Equipment Rental	85,216	24,598	59,270	59,270	32,402	
101-301-000-958.000 Memberships & Dues	1,400	1,410	1,456	1,456	1,900	
101-301-000-960.000 Education & Training	15,314	17,361	16,575	20,041	19,737	
101-301-000-963.000 Miscellaneous	-1,146	337	0	0	0	
101-301-000-969.000 Contribution to JED	35,989	37,789	39,680	39,680	41,664	
	<u>675,319</u>	<u>501,765</u>	<u>641,984</u>	<u>578,387</u>	<u>528,072</u>	<u>0</u>
Capital Outlay:						
101-301-000-983.000 Office Equipment	0	0	0	0	7,574	
101-301-000-985.000 Vehicles	56,604	56,777	0	0	76,000	
101-301-000-986.000 Radio Equipment	13,923	9,079	0	0	0	
	<u>70,527</u>	<u>65,856</u>	<u>0</u>	<u>0</u>	<u>83,574</u>	<u>0</u>
Police Department	<u>8,067,954</u>	<u>7,328,952</u>	<u>7,250,955</u>	<u>7,325,616</u>	<u>7,534,699</u>	<u>0</u>

City of Jackson
Fiscal Year 2012/13 Proposed Budget
Expenditure Detail

Fund 101 General Fund
Dept 303 Police Youth Services-JPS

Account Description	2009/10 Actual	2010/11 Actual	2011/12 Budget	2011/12 Projected	2012/13 Proposed	2012/13 Adopted
Personal Services:						
101-303-000-702.000 Termination Pay	1,206	2,815	0	0	0	
101-303-000-706.000 Salaries and Wages	164,208	110,580	0	0	0	
101-303-000-709.000 Overtime	466	3,741	0	0	0	
101-303-000-715.000 Employer's FICA	2,370	1,761	0	0	0	
101-303-000-719.000 Health Insurance	30,513	32,373	0	0	0	
101-303-000-719.678 RX Drug Insurance	6,164	6,256	0	0	0	
101-303-000-722.733 Pension-Police/Fire 345	83,771	74,798	0	0	0	
101-303-000-724.000 Unemployment	540	731	0	0	0	
101-303-000-724.001 Workers Compensation	2,487	1,844	0	0	0	
101-303-000-725.000 Other Fringe Benefits	1,204	-1,121	0	0	0	
	<u>292,929</u>	<u>233,778</u>	<u>0</u>	<u>0</u>	<u>0</u>	<u>0</u>
Contractual and Other:						
101-303-000-919.001 Physical Agility Testing	3,102	183	0	0	0	
	<u>3,102</u>	<u>183</u>	<u>0</u>	<u>0</u>	<u>0</u>	<u>0</u>
Police Youth Services-JPS	<u><u>296,031</u></u>	<u><u>233,961</u></u>	<u><u>0</u></u>	<u><u>0</u></u>	<u><u>0</u></u>	<u><u>0</u></u>

Fund 101 General Fund
Dept 308 STEP Grant
Sub. Act. 210 2009/10

Account Description	2009/10 Actual	2010/11 Actual	2011/12 Budget	2011/12 Projected	2012/13 Proposed	2012/13 Adopted
Personal Services:						
101-308-210-706.000 Salaries and Wages	9,618	0	0	0	0	0
101-308-210-715.000 Employers FICA	138	0	0	0	0	0
101-308-210-719.000 Health Insurance	2,861	0	0	0	0	0
101-308-210-719.678 RX Drug Insurance	550	0	0	0	0	0
101-308-210-724.001 Workers Compensation	144	0	0	0	0	0
101-308-210-725.000 Other Fringe Benefits	22	0	0	0	0	0
	<u>13,333</u>	<u>0</u>	<u>0</u>	<u>0</u>	<u>0</u>	<u>0</u>
2009/10 STEP Grant	<u><u>13,333</u></u>	<u><u>0</u></u>	<u><u>0</u></u>	<u><u>0</u></u>	<u><u>0</u></u>	<u><u>0</u></u>

City of Jackson
Fiscal Year 2012/13 Proposed Budget
Expenditure Detail

Fund 101 General Fund
Dept 308 STEP Grant
Sub. Act. 211 2010/11

Account Description	2009/10 Actual	2010/11 Actual	2011/12 Budget	2011/12 Projected	2012/13 Proposed	2012/13 Adopted
Personal Services:						
101-308-211-709.000 Overtime	0	0	0	12,831	0	
101-308-211-715.000 Employers FICA	0	0	0	174	0	
101-308-211-724.001 Workers Compensation	0	0	0	129	0	
	<u>0</u>	<u>0</u>	<u>0</u>	<u>13,134</u>	<u>0</u>	<u>0</u>
2010/11 STEP Grant	0	0	0	13,134	0	0

Fund 101 General Fund
Dept 308 STEP Grant
Sub. Act. 212 2011/12

Account Description	2009/10 Actual	2010/11 Actual	2011/12 Budget	2011/12 Projected	2012/13 Proposed	2012/13 Adopted
Personal Services:						
101-308-211-709.000 Overtime	0	0	0	11,483	0	
101-308-211-715.000 Employers FICA	0	0	0	167	0	
101-308-211-724.001 Workers Compensation	0	0	0	115	0	
	<u>0</u>	<u>0</u>	<u>0</u>	<u>11,765</u>	<u>0</u>	<u>0</u>
2011/12 STEP Grant	0	0	0	11,765	0	0

City of Jackson
Fiscal Year 2012/13 Proposed Budget
Expenditure Detail

Fund 101 General Fund
Dept 311 OSHP Grant
Sub. Act. 209 2008/09

Account Description	2009/10 Actual	2010/11 Actual	2011/12 Budget	2011/12 Projected	2012/13 Proposed	2012/13 Adopted
Personal Services:						
101-311-209-709.000 Overtime	4,037	0	0	0	0	0
101-311-209-715.000 Employers FICA	59	0	0	0	0	0
101-311-209-724.001 Workers Compensation	40	0	0	0	0	0
	<u>4,136</u>	<u>0</u>	<u>0</u>	<u>0</u>	<u>0</u>	<u>0</u>
2008/09 OSHP Grant	<u>4,136</u>	<u>0</u>	<u>0</u>	<u>0</u>	<u>0</u>	<u>0</u>

Fund 101 General Fund
Dept 311 OSHP Grant
Sub. Act. 210 2009/10

Account Description	2009/10 Actual	2010/11 Actual	2011/12 Budget	2011/12 Projected	2012/13 Proposed	2012/13 Adopted
Personal Services:						
101-311-210-709.000 Overtime	3,101	4,992	0	0	0	
101-311-210-715.000 Employers FICA	42	73	0	0	0	
101-311-210-724.001 Workers Compensation	31	50	0	0	0	
	<u>3,174</u>	<u>5,115</u>	<u>0</u>	<u>0</u>	<u>0</u>	<u>0</u>
2009/10 OSHP Grant	<u>3,174</u>	<u>5,115</u>	<u>0</u>	<u>0</u>	<u>0</u>	<u>0</u>

Fund 101 General Fund
Dept 311 OSHP Grant
Sub. Act. 211 2010/11

Account Description	2009/10 Actual	2010/11 Actual	2011/12 Budget	2011/12 Projected	2012/13 Proposed	2012/13 Adopted
Personal Services:						
101-311-211-709.000 Overtime	0	5,507	0	4,844	0	
101-311-211-715.000 Employers FICA	0	80	0	70	0	
101-311-211-724.001 Workers Compensation	0	55	0	49	0	
	<u>0</u>	<u>5,642</u>	<u>0</u>	<u>4,963</u>	<u>0</u>	<u>0</u>
2010/11 OSHP Grant	<u>0</u>	<u>5,642</u>	<u>0</u>	<u>4,963</u>	<u>0</u>	<u>0</u>

City of Jackson
Fiscal Year 2012/13 Proposed Budget
Expenditure Detail

Fund 101 General Fund
Dept 311 OSHP Grant-Belt
Sub. Act. 211 2011/12

Account Description	2009/10 Actual	2010/11 Actual	2011/12 Budget	2011/12 Projected	2012/13 Proposed	2012/13 Adopted
Personal Services:						
101-311-212-709.000 Overtime	0	0	11,714	2,929	0	0
101-311-212-715.000 Employers FICA	0	0	169	42	0	0
101-311-212-724.001 Workers Compensation	0	0	117	29	0	0
	<u>0</u>	<u>0</u>	<u>12,000</u>	<u>3,000</u>	<u>0</u>	<u>0</u>
2011/12 OSHP Grant-Belt	0	0	12,000	3,000	0	0

Fund 101 General Fund
Dept 312 OSHP Grant-OWI
Sub. Act. 212 2011/12

Account Description	2009/10 Actual	2010/11 Actual	2011/12 Budget	2011/12 Projected	2012/13 Proposed	2012/13 Adopted
Personal Services:						
101-312-212-709.000 Overtime	0	0	0	8,785	0	0
101-312-212-715.000 Employers FICA	0	0	0	127	0	0
101-312-212-724.001 Workers Compensation	0	0	0	88	0	0
	<u>0</u>	<u>0</u>	<u>0</u>	<u>9,000</u>	<u>0</u>	<u>0</u>
2011/12 OSHP Grant-OWI	0	0	0	9,000	0	0

City of Jackson
Fiscal Year 2012/13 Proposed Budget
Expenditure Detail

Fund 101 General Fund
Dept 313 Consortium Training

Account Description	2009/10 Actual	2010/11 Actual	2011/12 Budget	2011/12 Projected	2012/13 Proposed	2012/13 Adopted
Personal Services:						
101-313-000-706.000 Salaries and Wages	4,244	4,796	183	4,852	186	
101-313-000-709.000 Overtime	608	0	0	0	0	
101-313-000-715.000 Employers FICA	82	81	14	93	14	
101-313-000-722.000 Pension-General	13	16	14	0	0	
101-313-000-724.001 Workers Compensation	67	70	0	68	4	
	<u>5,014</u>	<u>4,963</u>	<u>211</u>	<u>5,013</u>	<u>204</u>	<u>0</u>
Material and Supplies:						
101-313-000-756.000 Miscellaneous Supplies	1,926	2,592	2,112	6,298	600	
	<u>1,926</u>	<u>2,592</u>	<u>2,112</u>	<u>6,298</u>	<u>600</u>	<u>0</u>
Contractual and Other:						
101-313-000-818.000 Contractual Services	1,925	0	3,612	15,486	3,771	
101-313-000-873.000 Travel	0	0	0	1,400	1,378	
101-313-000-960.000 Education & Training	6,142	5,790	5,550	18,140	6,171	
	<u>8,067</u>	<u>5,790</u>	<u>9,162</u>	<u>35,026</u>	<u>11,320</u>	<u>0</u>
Consortium Training	<u><u>15,007</u></u>	<u><u>13,345</u></u>	<u><u>11,485</u></u>	<u><u>46,337</u></u>	<u><u>12,124</u></u>	<u><u>0</u></u>

Fund 101 General Fund
Dept 314 In-Service Training

Account Description	2009/10 Actual	2010/11 Actual	2011/12 Budget	2011/12 Projected	2012/13 Proposed	2012/13 Adopted
Contractual and Other:						
101-314-000-873.000 Travel	0	0	0	0	0	
101-314-000-960.000 Education & Training	10,959	10,169	8,478	16,984	4,486	
	<u>10,959</u>	<u>10,169</u>	<u>8,478</u>	<u>16,984</u>	<u>4,486</u>	<u>0</u>
In-Service Training	<u><u>10,959</u></u>	<u><u>10,169</u></u>	<u><u>8,478</u></u>	<u><u>16,984</u></u>	<u><u>4,486</u></u>	<u><u>0</u></u>

City of Jackson
Fiscal Year 2012/13 Proposed Budget
Expenditure Detail

Fund 101 General Fund
Dept 315 MCOLES Training
Sub. Act. 209 2008/09

Account Description	2009/10 Actual	2010/11 Actual	2011/12 Budget	2011/12 Projected	2012/13 Proposed	2012/13 Adopted
Contractual and Other:						
101-315-209-939.000 Vehicle Maintenance	-263	0	0	0	0	0
	-263	0	0	0	0	0
2008/09 MCOLES Training	-263	0	0	0	0	0

Fund 101 General Fund
Dept 315 MCOLES Training
Sub. Act. 210 2009/10

Account Description	2009/10 Actual	2010/11 Actual	2011/12 Budget	2011/12 Projected	2012/13 Proposed	2012/13 Adopted
Personal Services:						
101-315-210-706.000 Salaries and Wages	3,830	0	0	0	0	0
101-315-210-715.000 Employers FICA	56	0	0	0	0	0
101-315-210-724.001 Workers Compensation	57	0	0	0	0	0
	3,943	0	0	0	0	0
Material and Supplies:						
101-315-210-751.000 Gasoline	1,072	0	0	0	0	0
101-315-210-756.000 Miscellaneous Supplies	0	0	0	0	0	0
	1,072	0	0	0	0	0
Contractual and Other:						
101-315-210-818.000 Contractual Services	8,550	0	0	0	0	0
101-315-210-873.000 Travel	434	0	0	0	0	0
101-315-210-914.000 Insurance	42	0	0	0	0	0
101-315-210-939.000 Vehicle Maintenance	13,736	0	0	0	0	0
	22,762	0	0	0	0	0
2009/10 MCOLES Training	27,777	0	0	0	0	0

City of Jackson
Fiscal Year 2012/13 Proposed Budget
Expenditure Detail

Fund 101 General Fund
Dept 315 MCOLES Training
Sub. Act. 211 2010/11

Account Description	2009/10 Actual	2010/11 Actual	2011/12 Budget	2011/12 Projected	2012/13 Proposed	2012/13 Adopted
Personal Services:						
101-315-211-706.000 Salaries and Wages	0	3,807	0	0	0	
101-315-211-715.000 Employers FICA	0	55	0	0	0	
101-315-211-724.001 Workers Compensation	0	57	0	0	0	
	0	3,919	0	0	0	0
Material and Supplies:						
101-315-211-751.000 Gasoline	0	1,460	0	0	0	
101-315-211-756.000 Miscellaneous Supplies	0	0	0	0	0	
	0	1,460	0	0	0	0
Contractual and Other:						
101-315-211-818.000 Contractual Services	0	6,559	0	0	0	
101-315-211-873.000 Travel	0	434	0	0	0	
101-315-211-939.000 Vehicle Maintenance	0	12,282	0	0	0	
	0	19,275	0	0	0	0
2010/11 MCOLES Training	0	24,654	0	0	0	0

Fund 101 General Fund
Dept 315 MCOLES Training
Sub. Act. 212 2011/12

Account Description	2009/10 Actual	2010/11 Actual	2011/12 Budget	2011/12 Projected	2012/13 Proposed	2012/13 Adopted
Personal Services:						
101-315-212-706.000 Salaries and Wages	0	0	4,759	4,759	0	
101-315-212-715.000 Employers FICA	0	0	69	69	0	
101-315-212-724.001 Workers Compensation	0	0	71	71	0	
	0	0	4,899	4,899	0	0
Material and Supplies:						
101-315-212-751.000 Gasoline	0	0	1,980	1,980	0	
	0	0	1,980	1,980	0	0
Contractual and Other:						
101-315-212-818.000 Contractual Services	0	0	10,404	10,404	0	
101-315-212-939.000 Vehicle Maintenance	0	0	16,000	16,000	0	
	0	0	26,404	26,404	0	0
2011/12 MCOLES Training	0	0	33,283	33,283	0	0

City of Jackson
Fiscal Year 2012/13 Proposed Budget
Expenditure Detail

Fund 101 General Fund
Dept 318 Homeland Security Grant

Account Description	2009/10 Actual	2010/11 Actual	2011/12 Budget	2011/12 Projected	2012/13 Proposed	2012/13 Adopted
Contractual and Other:						
101-318-000-986.001 Radio Equipment	55,295	38,030	0	0	0	
	<u>55,295</u>	<u>38,030</u>	<u>0</u>	<u>0</u>	<u>0</u>	<u>0</u>
Homeland Security Grant	<u>55,295</u>	<u>38,030</u>	<u>0</u>	<u>0</u>	<u>0</u>	<u>0</u>

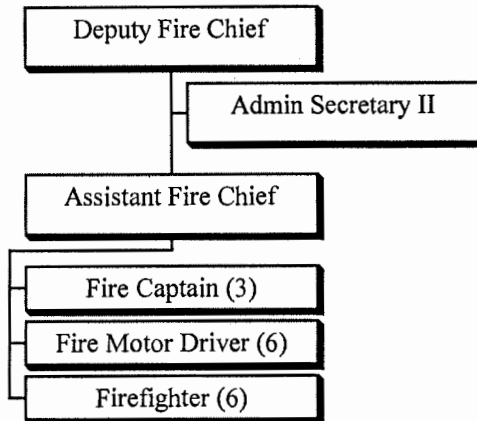
Fund 101 General Fund
Dept 319 ARRA Block Grant

Account Description	2009/10 Actual	2010/11 Actual	2011/12 Budget	2011/12 Projected	2012/13 Proposed	2012/13 Adopted
Contractual and Other:						
101-319-000-976.000 Bulding Additions	483	134,350	0	0	0	
	<u>483</u>	<u>134,350</u>	<u>0</u>	<u>0</u>	<u>0</u>	<u>0</u>
ARRA Block Grant	<u>483</u>	<u>134,350</u>	<u>0</u>	<u>0</u>	<u>0</u>	<u>0</u>

City of Jackson
Fiscal Year 2012/13 Proposed Budget
Personnel Schedule

Class Grade	Position	# Positions		Budgeted Salaries & Wages
		Permanent	Temporary	
<i>Department: Fire Suppression</i>				
<i>Fund-Activity: 101-340</i>				
006	Administrative Secretary II	1		45,747
019	Deputy Fire Chief	1		91,513
50	Firefighter	6		406,388
52	Fire Motor Driver	6		452,180
55	Fire Captain	3		240,487
58	Assistant Fire Chief	1		82,654
Activity Total		18		1,318,969

City of Jackson
Fire Department
Activity Personnel Chart



City of Jackson
Fiscal Year 2012/13 Proposed Budget
Expenditure Detail

Fund 101 General Fund
Dept 340 Fire Suppression

Account Description	2009/10 Actual	2010/11 Actual	2011/12 Budget	2011/12 Projected	2012/13 Proposed	2012/13 Adopted
Personal Services:						
101-340-000-702.000 Termination Pay	151,282	268,143	112,903	77,212	71,165	
101-340-000-706.000 Salaries and Wages	2,376,120	2,118,307	1,309,212	1,347,611	1,318,969	
101-340-000-709.000 Overtime	106,597	76,297	76,000	156,941	140,504	
101-340-000-715.000 Employers FICA	31,012	31,895	19,424	26,622	20,867	
101-340-000-719.000 Health Insurance	330,723	385,352	200,235	232,080	180,798	
101-340-000-719.678 RX Drug Insurance	4,138	27,133	7,122	24,030	0	
101-340-000-719.679 Health Insurance Deductible	0	0	0	730	35,420	
101-340-000-719.680 Health Insurance Deductible	150,117	122,018	93,948	69,045	0	
101-340-000-722.000 Pension-General	6,750	6,682	3,907	4,865	4,538	
101-340-000-722.733 Pension-Police/Fire 345	1,231,188	1,038,604	1,081,574	1,081,574	884,065	
101-340-000-724.000 Unemployment	6,613	12,810	6,588	6,840	6,156	
101-340-000-724.001 Workers Compensation	47,932	43,869	25,245	30,739	30,023	
101-340-000-725.000 Other Fringe Benefits	4,387	-6,608	13,846	-6,613	16,911	
	4,446,859	4,124,502	2,950,004	3,051,676	2,709,416	0
Material and Supplies:						
101-340-000-726.000 Office Supplies	2,967	4,557	3,935	4,000	4,000	
101-340-000-737.000 Publications	581	611	700	1,270	1,270	
101-340-000-743.000 Chemicals	2,101	1,893	2,400	1,920	1,920	
101-340-000-744.000 Uniform Allowance	3,997	4,959	6,875	6,875	6,875	
101-340-000-745.000 Program Supplies	4,611	2,564	5,500	0	0	
101-340-000-745.008 Program Supplies-Public Ed.	2,049	1,012	1,500	0	0	
101-340-000-747.000 Protective Clothing	12,579	8,775	10,000	8,950	8,950	
101-340-000-750.000 Food	218	96	200	0	0	
101-340-000-751.000 Gasoline	17,982	23,040	19,920	24,596	26,712	
101-340-000-756.000 Miscellaneous Supplies	635	1,623	750	4,000	4,000	
101-340-000-758.000 Laundry	200	0	300	0	0	
101-340-000-760.001 Emergency Medical Supplies	6,021	2,454	6,000	6,000	6,000	
101-340-000-765.000 Tests & Supplies	1,545	2,241	3,000	0	0	
101-340-000-776.000 Custodial Supplies	4,637	3,487	3,000	3,000	3,000	
101-340-000-778.000 Equipment Maint. Supplies	0	0	0	3,500	3,500	
	60,123	57,312	64,080	64,111	66,227	0
Contractual and Other:						
101-340-000-801.000 Professional Services	7,752	9,146	6,035	6,035	3,200	
101-340-000-818.661 Cont. Services-Motor Pool	81,458	58,813	65,000	96,496	0	
101-340-000-823.000 Medical Services	0	0	0	0	0	
101-340-000-853.000 Telephone	13,862	12,723	12,920	9,000	9,000	
101-340-000-873.000 Travel	1,330	398	1,000	700	1,290	
101-340-000-902.000 Advertising	117	190	100	0	0	
101-340-000-914.000 Insurance	47,876	45,686	42,419	33,457	33,457	
101-340-000-915.000 Subsistence Pay	29,844	17,876	8,950	12,800	12,800	
101-340-000-919.001 Physical Agility Testing	33,850	0	15,000	15,000	15,000	
101-340-000-919.002 Residency Allowance	250	250	250	250	250	
101-340-000-920.000 Utilities	50,150	40,346	48,000	42,042	39,972	
101-340-000-931.000 Building Maintenance	45,229	28,347	36,140	30,000	30,000	
101-340-000-932.000 Equipment Repairs	473	1,186	500	0	0	
101-340-000-933.000 Equipment Maintenance	9,460	10,140	7,050	7,500	8,000	

Continued

City of Jackson
Fiscal Year 2012/13 Proposed Budget
Expenditure Detail

Fund 101 General Fund
Dept 340 Fire Suppression (Cont'd.)

Account Description	2009/10 Actual	2010/11 Actual	2011/12 Budget	2011/12 Projected	2012/13 Proposed	2012/13 Adopted
Contractual and Other: (Continued)						
101-340-000-934.000 Office Equipment Maintenance	1,454	3,326	4,800	4,800	4,800	
101-340-000-935.000 Software Maintenance	0	1,255	1,255	1,255	1,255	
101-340-000-939.000 Vehicle Maintenance	36,449	8,906	8,000	7,450	66,895	
101-340-000-958.000 Memberships & Dues	734	674	480	375	410	
101-340-000-960.000 Education & Training	14,793	12,581	27,100	27,100	27,100	
101-340-000-960.005 Educ. & Training-YMCA	3,740	1,760	3,520	0	0	
101-340-000-963.000 Miscellaneous	425	334	0	0	0	
101-340-000-969.000 Contribution to JED	15,424	16,195	17,006	17,006	17,856	
	<u>394,670</u>	<u>270,132</u>	<u>305,525</u>	<u>311,266</u>	<u>271,285</u>	<u>0</u>
Capital Outlay:						
101-340-000-976.000 Building Additions	0	0	0	0	0	
101-340-000-979.000 Fire Equipment	11,895	7,036	6,000	6,000	0	
101-340-000-979.001 Hazardous Mat. Equipment	191	38,150	3,000	0	0	
101-340-000-979.002 Fire Equipment-FEMA Grant	0	138,248	0	0	0	
101-340-000-983.000 Office Equipment	0	188	0	0	15,955	
101-340-000-986.000 Radio Equipment	2,619	2,412	4,000	4,000	0	
	<u>14,705</u>	<u>186,034</u>	<u>13,000</u>	<u>10,000</u>	<u>15,955</u>	<u>0</u>
Fire Suppression	<u>4,916,357</u>	<u>4,637,980</u>	<u>3,332,609</u>	<u>3,437,053</u>	<u>3,062,883</u>	<u>0</u>

City of Jackson
Fiscal Year 2012/13 Proposed Budget
Expenditure Detail

Fund 101 General Fund
Dept 350 Public Safety - Unallocated

Account Description	2009/10 Actual	2010/11 Actual	2011/12 Budget	2011/12 Projected	2012/13 Proposed	2012/13 Adopted
Personal Services:						
101-350-000-706.000 Salaries and Wages (Health)	223,402	274,467	300,000	312,000	343,200	
101-350-000-725.000 Other F/B - Life Ins. (FF)	266	-316	350	350	350	
	<u>223,668</u>	<u>274,151</u>	<u>300,350</u>	<u>312,350</u>	<u>343,550</u>	<u>0</u>
Contractual and Other:						
101-350-000-719.002 Health Ins.-Retirees - Fire	342,723	418,857	480,000	624,000	686,400	
101-350-000-719.003 Health Ins.-Retirees - Police	379,858	337,185	400,000	355,000	390,000	
101-350-000-722.732 Pension-Police/Fire	722,537	500,000	500,000	500,000	599,431	
101-350-000-818.000 Contractual Services	4,341	13,009	4,500	4,500	4,500	
	<u>1,449,459</u>	<u>1,269,051</u>	<u>1,384,500</u>	<u>1,483,500</u>	<u>1,680,331</u>	<u>0</u>
Public Safety - Unallocated	<u>1,673,127</u>	<u>1,543,202</u>	<u>1,684,850</u>	<u>1,795,850</u>	<u>2,023,881</u>	<u>0</u>

City of Jackson
Fiscal Year 2012/13 Proposed Budget
Expenditure Detail

Fund 101 General Fund
Dept 401 Planning

Account Description	2009/10 Actual	2010/11 Actual	2011/12 Budget	2011/12 Projected	2012/13 Proposed	2012/13 Adopted
Personal Services:						
101-401-000-706.000 Salaries & Wages	9,041	0	13,454	21,750	27,713	
101-401-000-707.000 Wages - Temp	0	0	0	390	0	
101-401-000-715.000 Employers FICA	749	0	1,029	1,640	2,121	
101-401-000-719.000 Health Insurance	0	0	1,010	1,885	2,042	
101-401-000-719.678 RX Drug Insurance	0	0	288	300	0	
101-401-000-719.680 Health Insurance Deductible	0	0	750	225	610	
101-401-000-722.000 Pension-General	0	0	1,149	1,965	2,750	
101-401-000-724.000 Unemployment	101	0	91	150	171	
101-401-000-724.001 Workers Compensation	96	0	19	30	39	
101-401-000-725.000 Other Fringe Benefits	0	0	232	385	422	
	<u>9,987</u>	<u>0</u>	<u>18,022</u>	<u>28,720</u>	<u>35,868</u>	<u>0</u>
Material and Supplies:						
101-401-000-726.000 Office Supplies	613	11,625	200	2,800	1,000	
101-401-000-751.000 Gasoline	70	7	0	25	100	
	<u>683</u>	<u>11,632</u>	<u>200</u>	<u>2,825</u>	<u>1,100</u>	<u>0</u>
Contractual and Other:						
101-401-000-802.000 Planning Services (RHIPC)	92,439	92,608	9,805	20,580	9,055	
101-401-000-818.000 Contractual Services	0	0	0	1,750	400	
101-401-000-853.000 Telephone	0	0	36	70	70	
101-401-000-900.000 Printing & Publishing	0	0	0	6,000	6,000	
101-401-000-935.000 Software Maintenance	0	0	0	0	1,300	
101-401-000-958.000 Memberships & Dues	0	170	150	430	325	
101-401-000-960.000 Education & Training	0	0	0	0	2,685	
	<u>92,439</u>	<u>92,778</u>	<u>9,991</u>	<u>28,830</u>	<u>19,835</u>	<u>0</u>
Planning	<u>103,109</u>	<u>104,410</u>	<u>28,213</u>	<u>60,375</u>	<u>56,803</u>	<u>0</u>

WORK PROJECT DETAIL (Region II PC Only)

Work Project Titles:

		<u>Dues</u>					
6398	Membership Dues	-	-	9,805	9,054	9,055	-
6407	Zoning Ordinance	-	9,573	-	2,219	-	-
6409	Zoning Administration	34,230	26,514	-	1,107	-	-
6410	Zoning Info & Recommendations	41,617	44,590	-	5,972	-	-
6411	Zoning Variances/Appeals	15,995	11,931	-	2,228	-	-
	Other Programs	597	-	-	-	-	-
	Total	<u>92,439</u>	<u>92,608</u>	<u>9,805</u>	<u>20,580</u>	<u>9,055</u>	<u>0</u>

City of Jackson
Fiscal Year 2012/13 Proposed Budget
Expenditure Detail

Fund 101 General Fund
Dept 426 Office Of Emergency Measures

Account Description	2009/10 Actual	2010/11 Actual	2011/12 Budget	2011/12 Projected	2012/13 Proposed	2012/13 Adopted
Personal Services:						
101-426-000-706.000 Salaries and Wages	50,165	49,371	47,718	50,481	48,463	
101-426-000-715.000 Employers FICA	3,817	3,761	3,650	3,992	3,838	
101-426-000-719.000 Health Insurance	0	0	1,710	0	1,710	
101-426-000-722.000 Pension-General	3,841	4,183	4,075	4,794	4,977	
101-426-000-724.000 Unemployment	180	365	366	341	342	
101-426-000-724.001 Workers Compensation	70	69	67	73	70	
101-426-000-725.000 Other Fringe Benefits	750	1,007	915	758	919	
	<u>58,823</u>	<u>58,756</u>	<u>58,501</u>	<u>60,439</u>	<u>60,319</u>	<u>0</u>
Contractual and Other:						
101-426-000-969.002 Contrib. to County-OEM	1,264	3,457	6,100	4,162	6,000	
	<u>1,264</u>	<u>3,457</u>	<u>6,100</u>	<u>4,162</u>	<u>6,000</u>	<u>0</u>
Office Of Emergency Measures	<u><u>60,087</u></u>	<u><u>62,213</u></u>	<u><u>64,601</u></u>	<u><u>64,601</u></u>	<u><u>66,319</u></u>	<u><u>0</u></u>



City of Jackson
Fiscal Year 2012/13 Proposed Budget
General Fund
Public Works & Engineering Summary

Activity #	Activity Name	Proposed Budget
101-441	Tax Property Maintenance	\$ 8,813
101-442	Civic Affairs	50,240
101-447	Ground Maintenance	49,320
101-448	Sidewalk Construction	40,000
101-450	Street Lighting	513,209
101-455	Weed Control	46,198
101-690	Forestry	<u>286,363</u>
General Fund Total - Public Works & Engineering		<u>\$ 994,143</u>

City of Jackson
Fiscal Year 2012/13 Proposed Budget
Expenditure Detail

Fund 101 General Fund
Dept 441 Tax Property Maintenance

Account Description	2009/10 Actual	2010/11 Actual	2011/12 Budget	2011/12 Projected	2012/13 Proposed	2012/13 Adopted
Personal Services:						
101-441-000-706.000 Salaries and Wages	621	1,791	1,500	1,800	1,800	
101-441-000-707.000 Wages-Temporary	265	381	0	0	0	
101-441-000-715.000 Employers FICA	85	123	115	138	138	
101-441-000-719.000 Health Insurance	185	437	402	482	404	
101-441-000-719.678 RX Drug Insurance	37	99	185	100	0	
101-441-000-719.679 Health Insurance Deductible	0	0	0	0	81	
101-441-000-722.000 Pension-General	62	124	124	166	179	
101-441-000-724.000 Unemployment	14	12	56	39	39	
101-441-000-724.001 Workers Compensation	27	36	35	42	42	
101-441-000-725.000 Other Fringe Benefits	6	20	35	42	42	
	<u>1,302</u>	<u>3,023</u>	<u>2,452</u>	<u>2,809</u>	<u>2,725</u>	<u>0</u>
Material and Supplies:						
101-441-000-756.000 Miscellaneous Supplies	0	0	0	0	0	
101-441-000-782.000 Materials	6	18	0	0	0	
	<u>6</u>	<u>18</u>	<u>0</u>	<u>0</u>	<u>0</u>	<u>0</u>
Contractual and Other:						
101-441-000-818.000 Contractual Services	2,936	83	2,582	200	200	
101-441-000-920.000 Utilities	0	315	0	2,000	2,000	
101-441-000-943.000 Equipment Rental	517	1,289	1,516	1,516	1,516	
101-441-000-959.000 Property Taxes	44	790	100	752	752	
101-441-000-966.000 PW Overhead	734	1,303	1,350	1,620	1,620	
101-441-000-967.000 ENG Overhead	0	0	0	0	0	
	<u>4,231</u>	<u>3,780</u>	<u>5,548</u>	<u>6,088</u>	<u>6,088</u>	<u>0</u>
Tax Property Maintenance	<u>5,539</u>	<u>6,821</u>	<u>8,000</u>	<u>8,897</u>	<u>8,813</u>	<u>0</u>

City of Jackson
Fiscal Year 2012/13 Proposed Budget
Expenditure Detail

Fund 101 General Fund
Dept 442 Civic Affairs

Account Description	2009/10 Actual	2010/11 Actual	2011/12 Budget	2011/12 Projected	2012/13 Proposed	2012/13 Adopted
Personal Services:						
101-442-000-706.000 Salaries and Wages	9,511	9,757	9,000	10,000	10,000	
101-442-000-707.000 Wages-Temporary	127	50	0	732	1,000	
101-442-000-709.000 Overtime	3,865	4,181	3,500	4,000	4,400	
101-442-000-715.000 Employers FICA	1,053	1,155	956	1,127	1,178	
101-442-000-719.000 Health Insurance	2,972	3,653	2,680	3,100	2,247	
101-442-000-719.678 RX Drug Insurance	576	851	666	800	0	
101-442-000-719.679 Health Insurance Deductible	0	0	0	1	449	
101-442-000-722.000 Pension-General	1,041	1,288	1,191	1,289	1,428	
101-442-000-724.000 Unemployment	38	88	110	162	167	
101-442-000-724.001 Workers Compensation	289	296	340	342	357	
101-442-000-725.000 Other Fringe Benefits	136	184	235	235	235	
	<u>19,608</u>	<u>21,503</u>	<u>18,678</u>	<u>21,788</u>	<u>21,461</u>	<u>0</u>
Material and Supplies:						
101-442-000-782.000 Materials	1,043	2,432	2,100	2,100	2,297	
	<u>1,043</u>	<u>2,432</u>	<u>2,100</u>	<u>2,100</u>	<u>2,297</u>	<u>0</u>
Contractual and Other:						
101-442-000-818.000 Contractual Services	1,621	949	1,500	1,621	1,621	
101-442-000-920.000 Utilities	2,070	2,004	2,000	2,200	2,420	
101-442-000-943.000 Equipment Rental - MP	5,481	5,219	9,481	9,481	9,481	
101-442-000-966.000 PW Overhead	8,050	8,612	10,006	12,600	12,960	
101-442-000-967.000 ENG Overhead	3,405	2,800	0	0	0	
	<u>20,627</u>	<u>19,584</u>	<u>22,987</u>	<u>25,902</u>	<u>26,482</u>	<u>0</u>
Civic Affairs	<u>41,278</u>	<u>43,519</u>	<u>43,765</u>	<u>49,790</u>	<u>50,240</u>	<u>0</u>

City of Jackson
Fiscal Year 2012/13 Proposed Budget
Expenditure Detail

Fund 101 General Fund
Dept 442 Civic Affairs

Account Description	2009/10 Actual	2010/11 Actual	2011/12 Budget	2011/12 Projected	2012/13 Proposed	2012/13 Adopted
<u>WORK PROJECT DETAIL</u>						
Work Project Titles:						
100 Clean Up Day - CDBG	989	0	0	0	0	0
103 Miscellaneous	5,366	6,195	8,830	8,830	8,830	8,830
107 Parades, Fires, Bandstands	5,354	8,350	7,000	8,350	8,350	8,350
109 Prop. Maint./Non-Tax	2,823	3,227	2,500	3,000	3,090	3,090
112 Public Information Program	0	0	0	0	0	0
113 Incubator/Resource Center	0	148	0	0	0	0
114 DDA Banners	799	0	2,000	0	0	0
117 Downtown Christmas Decorati	5,232	5,551	5,135	6,569	6,569	6,569
118 Suimmernight Tree	30	0	0	0	0	0
121 Private Property Evaluations	7,035	10,391	8,000	11,221	11,500	11,500
124 Private Property Write-Offs	974	1,087	3,000	3,000	3,000	3,000
125 Neighborhood Cleanup	1,251	1,003	1,000	1,000	1,000	1,000
128 New Years Fireworks	506	1,298	500	1,300	1,300	1,300
130 Bucky Harris Park	0	0	0	0	0	0
132 Cruise Night	2,532	2,818	2,300	2,820	2,820	2,820
133 Remove Banner Poles	1,439	0	0	0	0	0
136 Clocktower Maintenance	564	460	1,100	1,000	1,000	1,000
137 Streetscape Utilities	2,567	2,686	2,200	2,700	2,781	2,781
138 World Changers	0	26	200	0	0	0
140 Family Services Run/Walk	290	279	0	0	0	0
Recycle Lot Maintenance	3,527	0	0	0	0	0
	41,278	43,519	43,765	49,790	50,240	0

City of Jackson
Fiscal Year 2012/13 Proposed Budget
Expenditure Detail

Fund 101 General Fund
Dept 445 Drains At Large

Account Description	2009/10 Actual	2010/11 Actual	2011/12 Budget	2011/12 Projected	2012/13 Proposed	2012/13 Adopted
Personal Services:						
101-445-000-706.000 Salaries and Wages	3,663	2,359	0	0	0	
101-445-000-707.000 Wages - Temporary	0	0	0	0	0	
101-445-000-709.000 Overtime	0	32	0	0	0	
101-445-000-715.000 Employers FICA	250	208	0	0	0	
101-445-000-719.000 Health Insurance	739	831	0	0	0	
101-445-000-719.678 RX Drug Insurance	146	184	0	0	0	
101-445-000-719.679 Health Insurance Deductible	0	0	0	0	0	
101-445-000-722.000 Pension-General	255	232	0	0	0	
101-445-000-724.000 Unemployment	3	1	0	0	0	
101-445-000-724.001 Workers Compensation	62	65	0	0	0	
101-445-000-725.000 Other Fringe Benefits	37	41	0	0	0	
	5,155	3,953	0	0	0	0
Material and Supplies:						
101-445-000-782.000 Materials	1,656	2,289	0	0	0	
	1,656	2,289	0	0	0	0
Contractual and Other:						
101-445-000-818.000 Contractual Services	37,507	32,487	0	0	0	
101-445-000-943.000 Equipment Rental	1,573	1,607	0	0	0	
101-445-000-966.000 PW Overhead	1,877	2,452	0	0	0	
101-445-000-967.000 ENG Overhead	850	0	0	0	0	
	41,807	36,546	0	0	0	0
Drains At Large	48,618	42,788	0	0	0	0

WORK PROJECT DETAIL

Work Project Titles:							
160	Storm Sewer Repair	5,866	4,843	0	0	0	0
161	Storm Drain Bank Maintenance	1,775	871	0	0	0	0
163	Grand River Improvement	0	0	0	0	0	0
164	Grand River Clean-Up	995	4,587	0	0	0	0
169	Phase II Implementation	35,317	28,487	0	0	0	0
170	Watershed Council Admin.	380	0	0	0	0	0
173	NPDES Annual Fees - Phase II	4,000	4,000	0	0	0	0
174-85	IDEP - Investigations - MDEQ	285	0	0	0	0	0
177	Pub. Ed.-Phase II USEPA Reg.	0	0	0	0	0	0
		48,618	42,788	0	0	0	0

City of Jackson
Fiscal Year 2012/13 Proposed Budget
Expenditure Detail

Fund 101 General Fund
Dept 446 Storm Drain Construction

Account Description	2009/10 Actual	2010/11 Actual	2011/12 Budget	2011/12 Projected	2012/13 Proposed	2012/13 Adopted
Personal Services:						
101-446-000-706.000 Salaries and Wages	2,472	3,121	0	0	0	0
101-446-000-707.000 Wages - Temporary	0	0	0	0	0	0
101-446-000-709.000 Overtime	0	45	0	0	0	0
101-446-000-715.000 Employers FICA	212	213	0	0	0	0
101-446-000-719.000 Health Insurance	524	672	0	0	0	0
101-446-000-719.678 RX Drug Insurance	95	146	0	0	0	0
101-446-000-719.679 Health Insurance Deductible	0	0	0	0	0	0
101-446-000-722.000 Pension-General	217	246	0	0	0	0
101-446-000-724.000 Unemployment	10	8	0	0	0	0
101-446-000-724.001 Workers Compensation	28	28	0	0	0	0
101-446-000-725.000 Other Fringe Benefits	46	82	0	0	0	0
	3,604	4,561	0	0	0	0
Material And Supplies						
101-446-000-782.000 Materials	0	0	0	0	0	0
	0	0	0	0	0	0
Contractual and Other:						
101-446-000-818.000 Contractual Services	1,857	2,938	0	0	0	0
101-446-000-943.000 Equipment Rental	0	0	0	0	0	0
101-446-000-966.000 PW Overhead	0	0	0	0	0	0
101-446-000-967.000 ENG Overhead	2,070	2,015	0	0	0	0
	3,927	4,953	0	0	0	0
Storm Drain Construction	7,531	9,514	0	0	0	0

WORK PROJECT DETAIL

Work Project Titles:

Misc. Storm Sewer Const.	-	-	-	-
Site Plan Review	-	-	-	-
Storm Drain Planning	-	-	-	-
Wildwood: Daniel to West	-	-	-	-
Storm Water Permit	-	-	-	-
	-	-	-	-

City of Jackson
Fiscal Year 2012/13 Proposed Budget
Expenditure Detail

Fund 101 General Fund
Dept 447 Grounds Maintenance

Account Description	2009/10 Actual	2010/11 Actual	2011/12 Budget	2011/12 Projected	2012/13 Proposed	2012/13 Adopted
Personal Services:						
101-447-000-706.000 Salaries and Wages	9,948	10,660	10,200	11,000	11,000	
101-447-000-707.000 Wages-Temporary	450	27	0	2,719	2,720	
101-447-000-709.000 Overtime	0	178	0	0	0	
101-447-000-715.000 Employers FICA	755	762	780	1,050	1,050	
101-447-000-719.000 Health Insurance	2,191	2,990	2,948	3,248	2,872	
101-447-000-719.678 RX Drug Insurance	430	616	623	1,334	0	
101-447-000-719.679 Health Insurance Deductible	0	0	0	0	494	
101-447-000-722.000 Pension-General	709	846	910	1,013	1,091	
101-447-000-724.000 Unemployment	122	202	96	228	254	
101-447-000-724.001 Workers Compensation	237	237	360	418	418	
101-447-000-725.000 Other Fringe Benefits	88	122	221	425	459	
	14,930	16,640	16,138	21,435	20,358	0
Material and Supplies:						
101-447-000-782.000 Materials	511	1,183	4,000	2,000	2,000	
	511	1,183	4,000	2,000	2,000	0
Contractual and Other:						
101-447-000-818.000 Contractual Services	7,945	6,447	9,840	9,840	9,840	
101-447-000-943.000 Equipment Rental	6,343	7,143	5,022	7,145	7,222	
101-447-000-966.000 PW Overhead	8,269	9,866	7,600	9,900	9,900	
	22,557	23,456	22,462	26,885	26,962	0
Grounds Maintenance	37,998	41,279	42,600	50,320	49,320	0

WORK PROJECT DETAIL

Work Project Titles:						
201	Trash Container Pickup-Downtow	4,965	6,320	5,600	6,320	6,320
204	Recycling Brush/Compost	3,475	-	7,000	10,000	10,000
206	Maintenance Of Islands	7,720	10,242	7,000	9,000	9,000
207	City Property Lawn Maint.	1,255	6,875	3,000	2,000	2,000
208	Downtown Improvement	566	-	-	-	-
210	City Walks - Snow & Ice Control	19,987	16,732	20,000	12,000	12,000
211	Brush Cut & Debris Removal	-	-	-	-	-
212	DT Cleanup/Weed Control	-	-	-	11,000	10,000
218	Storm Damage	30	1,110	-	-	-
		37,998	41,279	42,600	50,320	49,320
						-

City of Jackson
Fiscal Year 2012/13 Proposed Budget
Expenditure Detail

Fund 101 General Fund
Dept 448 Sidewalk Construction

Account Description	2009/10 Actual	2010/11 Actual	2011/12 Budget	2011/12 Projected	2012/13 Proposed	2012/13 Adopted
Personal Services:						
101-448-000-706.000 Salaries and Wages	13,063	6,753	11,078	16,578	10,000	
101-448-000-715.000 Employers FICA	1,270	609	847	1,268	765	
101-448-000-719.000 Health Insurance	4,583	2,520	2,154	6,000	2,247	
101-448-000-719.678 RX Drug Insurance	946	649	617	1,800	0	
101-448-000-719.679 Health Insurance Deductible	0	0	0	0	449	
101-448-000-722.000 Pension-General	1,257	667	946	1,527	992	
101-448-000-724.000 Unemployment	8	0	190	226	176	
101-448-000-724.001 Workers Compensation	400	192	256	350	232	
101-448-000-725.000 Other Fringe Benefits	225	139	260	350	235	
	21,752	11,529	16,348	28,099	15,096	0
Material and Supplies:						
101-448-000-782.000 Materials	13,490	14,407	13,682	18,921	12,904	
	13,490	14,407	13,682	18,921	12,904	0
Contractual and Other:						
101-448-000-943.000 Equipment Rental	5,691	2,832	12,000	16,000	3,000	
101-448-000-966.000 PW Overhead	9,577	6,881	9,970	14,920	9,000	
101-448-000-967.000 ENG Overhead	0	0	0	0	0	
	15,268	9,713	21,970	30,920	12,000	0
Sidewalk Construction	50,510	35,649	52,000	77,940	40,000	0

WORK PROJECT DETAIL

Work Project Titles:	Funding Sources			Total Costs
	Gen. Fd.	CDBG	Charges	
222C ROW Const.-Curbs, Ramps & City-Owned Replacmt. CDBG Handicap Ramps		10,000		-
224C Program Inspection & Maint. Planning	10,000			10,000
227 City-Owned Maint. & Repairs	20,000			20,000
	30,000	10,000	-	40,000

City of Jackson
Fiscal Year 2012/13 Proposed Budget
Expenditure Detail

Fund 101 General Fund
Dept 450 Street Lighting

Account Description	2009/10 Actual	2010/11 Actual	2011/12 Budget	2011/12 Projected	2012/13 Proposed	2012/13 Adopted
Personal Services:						
101-450-000-706.000 Salaries and Wages	5,109	8,062	6,312	6,312	6,312	
101-450-000-707.000 Wages-Temporary	106	0	0	0	0	
101-450-000-709.000 Overtime	172	491	0	0	0	
101-450-000-715.000 Employers FICA	395	639	483	483	483	
101-450-000-719.000 Health Insurance	813	1,728	788	1,241	888	
101-450-000-719.678 RX Drug Insurance	160	374	223	320	0	
101-450-000-719.679 Health Insurance Deductible	0	0	463	0	183	
101-450-000-722.000 Pension-General	397	721	539	626	626	
101-450-000-724.000 Unemployment	23	53	56	44	44	
101-450-000-724.001 Workers Compensation	123	195	73	70	70	
101-450-000-725.000 Other Fringe Benefits	102	163	103	103	103	
	<u>7,400</u>	<u>12,426</u>	<u>9,040</u>	<u>9,199</u>	<u>8,709</u>	<u>0</u>
Material And Supplies						
101-450-000-782.000 Materials	2,269	6,738	5,500	4,000	5,500	
	<u>2,269</u>	<u>6,738</u>	<u>5,500</u>	<u>4,000</u>	<u>5,500</u>	<u>0</u>
Contractual and Other:						
101-450-000-818.000 Contractual Services	0	0	0	0	0	
101-450-000-920.000 Utilities	465,428	454,413	432,000	476,137	490,450	
101-450-000-943.000 Equipment Rental	1,668	2,049	3,500	3,000	3,500	
101-450-000-966.000 PW Overhead	0	727	0	0	0	
101-450-000-967.000 ENG Overhead	3,708	5,354	4,418	4,418	5,050	
	<u>470,804</u>	<u>462,543</u>	<u>439,918</u>	<u>483,555</u>	<u>499,000</u>	<u>0</u>
Street Lighting	<u>480,473</u>	<u>481,707</u>	<u>454,458</u>	<u>496,754</u>	<u>513,209</u>	<u>0</u>

City of Jackson
Fiscal Year 2012/13 Proposed Budget
Expenditure Detail

Fund 101 General Fund
Dept 455 Weed Control

Account Description	2009/10 Actual	2010/11 Actual	2011/12 Budget	2011/12 Projected	2012/13 Proposed	2012/13 Adopted
Personal Services:						
101-455-000-706.000 Salaries and Wages	5,320	6,459	6,000	6,500	6,500	
101-455-000-715.000 Employers FICA	363	486	459	497	497	
101-455-000-719.000 Health Insurance	1,140	1,864	1,166	2,406	1,961	
101-455-000-719.678 RX Drug Insurance	220	354	334	656	0	
101-455-000-719.679 Health Insurance Deductible	0	0	0	0	292	
101-455-000-722.000 Pension-General	366	541	512	599	645	
101-455-000-724.000 Unemployment	0	0	149	149	149	
101-455-000-724.001 Workers Compensation	7	9	139	151	151	
101-455-000-725.000 Other Fringe Benefits	58	125	141	200	153	
	<u>7,474</u>	<u>9,838</u>	<u>8,900</u>	<u>11,158</u>	<u>10,348</u>	<u>0</u>
Material and Supplies:						
101-455-000-782.000 Materials	0	178	0	0	0	0
	<u>0</u>	<u>178</u>	<u>0</u>	<u>0</u>	<u>0</u>	<u>0</u>
Contractual and Other:						
101-455-000-818.000 Contractual Services	14,544	20,250	25,000	25,000	30,000	
101-455-000-943.000 Equipment Rental	0	0	0	0	0	
101-455-000-966.000 PW Overhead	965	1,370	5,400	5,850	5,850	
	<u>15,509</u>	<u>21,620</u>	<u>30,400</u>	<u>30,850</u>	<u>35,850</u>	<u>0</u>
Weed Control	<u>22,983</u>	<u>31,636</u>	<u>39,300</u>	<u>42,008</u>	<u>46,198</u>	<u>0</u>

WORK PROJECT DETAIL

Work Project Titles:						
280 Private Property Mowing	22,983	31,636	39,300	42,008	46,198	
	<u>22,983</u>	<u>31,636</u>	<u>39,300</u>	<u>42,008</u>	<u>46,198</u>	<u>0</u>

City of Jackson
Fiscal Year 2012/13 Proposed Budget
Expenditure Detail

Fund 101 General Fund
Dept 690 Forestry

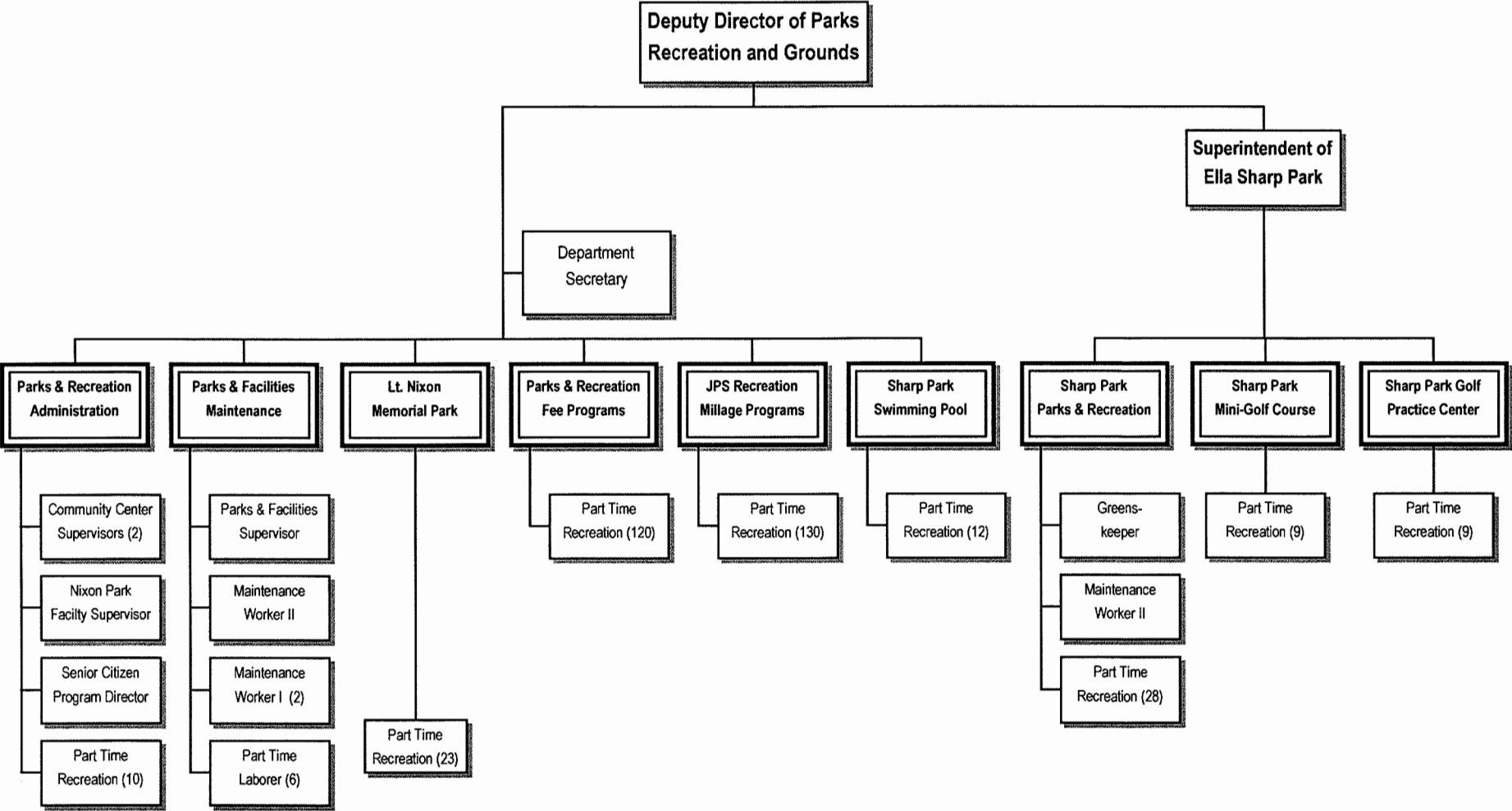
Account Description	2009/10 Actual	2010/11 Actual	2011/12 Budget	2011/12 Projected	2012/13 Proposed	2012/13 Adopted
Personal Services:						
101-690-000-702.000 Termination Pay	0	13,486	0	0	0	
101-690-000-706.000 Salaries and Wages	194,187	160,138	24,727	90,145	27,294	
101-690-000-707.000 Wages-Temporary	18,681	9,594	0	3,000	3,000	
101-690-000-709.000 Overtime	4,080	5,153	0	5,000	5,000	
101-690-000-715.000 Employers FICA	16,767	14,962	1,873	7,508	2,700	
101-690-000-719.000 Health Insurance	44,861	46,229	3,600	20,256	6,133	
101-690-000-719.678 RX Drug Insurance	7,152	8,955	1,042	7,500	0	
101-690-000-719.679 Health Insurance Deductible	0	0	2,000	4,050	1,226	
101-690-000-722.000 Pension-General	15,361	14,676	2,091	8,763	3,204	
101-690-000-724.000 Unemployment	879	1,622	121	746	268	
101-690-000-724.001 Workers Compensation	4,343	3,848	563	2,277	819	
101-690-000-725.000 Other Fringe Benefits	1,682	745	346	2,118	641	
	<u>307,993</u>	<u>279,408</u>	<u>36,363</u>	<u>151,363</u>	<u>50,285</u>	<u>0</u>
Material and Supplies:						
101-690-000-737.000 Publications	0	0	0	0	0	
101-690-000-740.000 Operating Supplies	354	1,078	0	1,100	2,000	
101-690-000-751.000 Gasoline	7,285	6,710	0	0	0	
101-690-000-756.000 Misc. (Safety) Supplies	0	429	0	500	990	
101-690-000-758.000 Laundry	1,676	1,132	0	890	468	
101-690-000-759.000 Small Tools	1,559	929	0	0	1,000	
101-690-000-778.000 Equipment Maint. Supplies	17,145	21,308	0	800	4,000	
101-690-000-782.000 Materials	0	0	0	5,000	5,000	
	<u>28,019</u>	<u>31,586</u>	<u>0</u>	<u>8,290</u>	<u>13,458</u>	<u>0</u>
Contractual and Other:						
101-690-000-818.000 Contractual Services	137,932	115,252	150,000	157,126	152,682	
101-690-000-818.025 Contractual Services-DPW	7,208	2,553	0	0	0	
101-690-000-853.000 Telephone	3,760	2,671	0	1,000	500	
101-690-000-920.000 Utilities	0	157	0	600	5,874	
101-690-000-933.000 Equipment Maintenance	2,356	13,592	0	0	0	
101-690-000-938.000 Grounds Maintenance	7,104	7,644	0	0	0	
101-690-000-943.000 Equipment Rental - MP	0	12,948	0	20,000	38,000	
101-690-000-944.661 Equipment Lease-Motor Pool	16,000	16,000	0	0	0	
101-690-000-958.000 Memberships & Dues	75	223	0	0	0	
101-690-000-960.000 Education & Training	1,700	0	0	1,000	1,000	
101-690-000-966.000 PW Overhead	0	5,169	0	29,000	24,564	
	<u>176,135</u>	<u>176,209</u>	<u>150,000</u>	<u>208,726</u>	<u>222,620</u>	<u>0</u>
Capital Outlay:						
101-690-000-982.000 Machinery & Equipment	0	0	0	0	0	
	<u>0</u>	<u>0</u>	<u>0</u>	<u>0</u>	<u>0</u>	<u>0</u>
Forestry	<u><u>512,147</u></u>	<u><u>487,203</u></u>	<u><u>186,363</u></u>	<u><u>368,379</u></u>	<u><u>286,363</u></u>	<u><u>0</u></u>



City of Jackson
Fiscal Year 2012/13 Proposed Budget
General Fund
Parks, Recreation & Grounds Summary

Activity #	Activity Name	Proposed Budget
101-276	Cemeteries	\$ 250,000
101-692	Parks, Recreation & Grounds Admin.	607,033
101-697	Parks & Facilities Maintenance	545,784
101-698	Lt. Nixon Memorial Park	132,225
101-699	Sharp Park Swimming Pool	<u>95,593</u>
General Fund Total - Parks, Recreation & Grounds		<u>\$ 1,630,635</u>

City of Jackson Parks, Recreation & Grounds Activity Personnel Chart



City of Jackson
Fiscal Year 2012/13 Proposed Budget
Personnel Schedule

Class Grade	Position	# Positions		Budgeted Salaries & Wages
		Permanent	Temporary	
<i>Department: Parks, Recreation & Grounds Administration</i>				
<i>Fund-Activity: 101-692</i>				
006	Senior Citizen Program Director	1		54,206
009	Community Center Supervisors	2		108,412
010	Nixon Park Facility Supervisor	1		58,929
015	Deputy Dir. of Parks, Rec. & Grounds	1		81,316
307	Department Secretary	1		49,632
PT	Part Time - Recreation		10	47,730
Activity Total		6	10	400,225

City of Jackson
Fiscal Year 2012/13 Proposed Budget
Expenditure Detail

Fund 101 General Fund
Dept 692 Parks, Recreation & Grounds Administration

Account Description	2009/10 Actual	2010/11 Actual	2011/12 Budget	2011/12 Projected	2012/13 Proposed	2012/13 Adopted
Personal Services:						
101-692-000-702.000 Termination Pay	39,175	0	0	0	0	
101-692-000-706.000 Salaries and Wages	383,875	334,994	343,528	343,528	352,495	
101-692-000-707.000 Wages-Temporary	42,035	31,301	47,730	47,730	47,730	
101-692-000-709.000 Overtime	611	588	0	100	0	
101-692-000-715.000 Employers FICA	40,744	29,871	29,931	29,931	30,619	
101-692-000-719.000 Health Insurance	59,285	58,939	42,258	49,240	45,191	
101-692-000-719.678 RX Drug Insurance	10,691	11,756	11,776	9,682	0	
101-692-000-719.679 Health Insurance Deductible	0	0	24,000	3,554	8,920	
101-692-000-722.000 Pension-General	30,140	28,261	29,337	29,337	34,905	
101-692-000-724.000 Unemployment	2,396	3,735	4,105	4,105	3,775	
101-692-000-724.001 Workers Compensation	11,157	7,948	8,551	8,551	8,842	
101-692-000-725.000 Other Fringe Benefits	1,802	807	11,812	11,812	12,056	
	<u>621,911</u>	<u>508,200</u>	<u>553,028</u>	<u>537,570</u>	<u>544,533</u>	<u>0</u>
Material and Supplies:						
101-692-000-726.000 Office Supplies	3,282	3,344	3,000	3,000	3,000	
101-692-000-737.000 Publications	876	0	300	300	300	
101-692-000-745.000 Program Supplies	8,164	-387	7,000	7,000	7,000	
101-692-000-745.001 Prog. Supp.- CD (King Ctr.)	40,000	40,000	40,000	40,000	40,000	
101-692-000-745.006 Prog. Supp.- Dart Foundation	300	3,700	0	0	0	
101-692-000-745.010 Prog. Supp.- MLK Center	10,002	0	0	0	0	
	<u>62,624</u>	<u>46,657</u>	<u>50,300</u>	<u>50,300</u>	<u>50,300</u>	<u>0</u>
Contractual and Other:						
101-692-000-818.000 Contractual Services	9,085	260	2,000	2,000	2,000	
101-692-000-853.000 Telephone	4,806	4,497	7,000	7,000	7,000	
101-692-000-861.000 Auto Allowance	454	139	0	0	0	
101-692-000-933.000 Equipment Maintenance	503	495	2,000	2,000	2,000	
101-692-000-934.000 Office Equipment Maintenance	1,355	0	1,000	1,000	1,000	
101-692-000-960.000 Education & Training	0	0	200	200	200	
	<u>16,203</u>	<u>5,391</u>	<u>12,200</u>	<u>12,200</u>	<u>12,200</u>	<u>0</u>
Parks, Recreation & Grounds Admin.	<u>700,738</u>	<u>560,248</u>	<u>615,528</u>	<u>600,070</u>	<u>607,033</u>	<u>0</u>

City of Jackson
Fiscal Year 2012/13 Proposed Budget
Personnel Schedule

Class Grade	Position	# Positions		Budgeted Salaries & Wages
		Permanent	Temporary	
<i>Department: Parks & Facilities Maintenance</i>				
<i>Fund-Activity: 101-697</i>				
008	Parks & Facilities Supervisor	1		50,539
304	Maintenance Worker I	2		69,802
305	Maintenance Worker II	1		44,474
PT	Part Time - Laborer		6	72,969
		<u>4</u>	<u>6</u>	<u>237,784</u>
Add: Allocations from 208-691:				
	Superintendent of Ella Sharp Park (1/3)			25,136
	Maintenance Worker II (1/3)			<u>12,502</u>
Activity Total				<u><u>275,422</u></u>

City of Jackson
Fiscal Year 2012/13 Proposed Budget
Expenditure Detail

Fund 101 General Fund
Dept 697 Parks And Facilities Maintenance

Account Description	2009/10 Actual	2010/11 Actual	2011/12 Budget	2011/12 Projected	2012/13 Proposed	2012/13 Adopted
Personal Services:						
101-697-000-702.000 Termination Pay	0	7,806	0	0	22,000	
101-697-000-706.000 Salaries and Wages	212,401	212,345	200,265	200,265	202,453	
101-697-000-707.000 Wages-Temporary	34,198	26,528	72,969	72,969	72,969	
101-697-000-709.000 Overtime	6,822	7,982	11,000	11,000	11,000	
101-697-000-715.000 Employers FICA	19,069	19,417	18,992	21,743	23,594	
101-697-000-719.000 Health Insurance	27,730	23,795	24,507	17,318	15,286	
101-697-000-719.678 RX Drug Insurance	4,069	4,506	7,440	4,052	0	
101-697-000-719.679 Health Insurance Deductible	0	0	12,000	183	3,214	
101-697-000-722.000 Pension-General	16,301	18,003	18,445	18,445	20,300	
101-697-000-724.000 Unemployment	1,280	2,480	3,655	3,655	3,146	
101-697-000-724.001 Workers Compensation	5,581	5,709	5,710	5,710	6,870	
101-697-000-725.000 Other Fringe Benefits	2,538	2,490	4,487	4,487	6,234	
	<u>329,989</u>	<u>331,061</u>	<u>379,470</u>	<u>359,827</u>	<u>387,066</u>	<u>0</u>
Material and Supplies:						
101-697-000-745.000 Program Supplies	173	3,530	1,500	1,500	1,500	
101-697-000-751.000 Gasoline	7,215	8,555	12,500	12,500	12,500	
101-697-000-758.000 Laundry	2,837	2,189	1,218	1,218	1,218	
101-697-000-776.000 Custodial Supplies	15,734	9,265	10,000	10,000	10,000	
101-697-000-778.000 Equipment Maint. Supplies	14,416	14,462	13,500	13,500	13,500	
101-697-000-783.000 Seed And Sod	5,652	3,905	5,500	5,500	5,500	
	<u>46,027</u>	<u>41,906</u>	<u>44,218</u>	<u>44,218</u>	<u>44,218</u>	<u>0</u>
Contractual and Other:						
101-697-000-853.000 Telephone	3,333	1,363	1,500	1,500	1,500	
101-697-000-920.000 Utilities	95,673	90,869	85,000	85,000	85,000	
101-697-000-931.000 Building Maintenance	21,015	15,185	10,000	10,000	10,000	
101-697-000-933.000 Equipment Maintenance	4,475	6,847	5,000	5,000	5,000	
101-697-000-939.000 Vehicle Maintenance	0	3,820	5,000	5,000	5,000	
101-697-000-944.661 Equipment Lease-Motor Pool	5,134	5,134	8,000	8,000	8,000	
	<u>129,630</u>	<u>123,218</u>	<u>114,500</u>	<u>114,500</u>	<u>114,500</u>	<u>0</u>
Capital Outlay:						
101-697-000-982.000 Machinery & Equipment	170	257	0	0	0	
	<u>170</u>	<u>257</u>	<u>0</u>	<u>0</u>	<u>0</u>	<u>0</u>
Parks And Facilities Maintenance	<u>505,816</u>	<u>496,442</u>	<u>538,188</u>	<u>518,545</u>	<u>545,784</u>	<u>0</u>

City of Jackson
Fiscal Year 2012/13 Proposed Budget
Expenditure Detail

Fund 101 General Fund
Dept 698 Lt. Nixon Memorial Park

Account Description	2009/10 Actual	2010/11 Actual	2011/12 Budget	2011/12 Projected	2012/13 Proposed	2012/13 Adopted
Personal Services:						
101-698-000-707.000 Wages-Temporary	49,484	55,104	50,000	50,000	50,000	
101-698-000-715.000 Employers FICA	3,979	4,081	3,825	3,825	3,825	
101-698-000-724.000 Unemployment	646	1,166	1,260	1,260	1,750	
101-698-000-724.001 Workers Compensation	1,203	1,227	1,150	1,150	1,150	
	<u>55,312</u>	<u>61,578</u>	<u>56,235</u>	<u>56,235</u>	<u>56,725</u>	<u>0</u>
Material and Supplies:						
101-698-000-743.000 Chemicals	4,917	5,684	9,000	9,000	9,000	
101-698-000-745.000 Program Supplies	12,650	10,722	7,500	7,500	7,500	
101-698-000-745.002 Program Supplies-Resale	16,063	16,824	16,000	16,000	16,000	
101-698-000-776.000 Custodial Supplies	0	178	750	750	750	
101-698-000-778.000 Equipment Maint. Supplies	0	899	750	750	750	
	<u>33,630</u>	<u>34,307</u>	<u>34,000</u>	<u>34,000</u>	<u>34,000</u>	<u>0</u>
Contractual and Other:						
101-698-000-853.000 Telephone	568	589	1,500	1,500	1,500	
101-698-000-920.000 Utilities	33,816	35,091	38,000	38,000	38,000	
101-698-000-931.000 Building Maintenance	360	0	1,000	1,000	1,000	
101-698-000-933.000 Equipment Maintenance	0	0	1,000	1,000	1,000	
	<u>34,744</u>	<u>35,680</u>	<u>41,500</u>	<u>41,500</u>	<u>41,500</u>	<u>0</u>
Lt. Nixon Memorial Park	<u><u>123,686</u></u>	<u><u>131,565</u></u>	<u><u>131,735</u></u>	<u><u>131,735</u></u>	<u><u>132,225</u></u>	<u><u>0</u></u>

City of Jackson
Fiscal Year 2012/13 Proposed Budget
Expenditure Detail

Fund 101 General Fund
Dept 699 Sharp Park Swimming Pool

Account Description	2009/10 Actual	2010/11 Actual	2011/12 Budget	2011/12 Projected	2012/13 Proposed	2012/13 Adopted
Personal Services:						
101-699-000-707.000 Wages-Temporary	40,669	37,552	45,000	45,000	45,000	
101-699-000-715.000 Employers FICA	3,250	3,047	3,442	3,442	3,443	
101-699-000-724.000 Unemployment	513	797	900	900	1,615	
101-699-000-724.001 Workers Compensation	977	884	1,035	1,035	1,035	
	<u>45,409</u>	<u>42,280</u>	<u>50,377</u>	<u>50,377</u>	<u>51,093</u>	<u>0</u>
Material and Supplies:						
101-699-000-743.000 Chemicals	7,784	9,883	9,000	9,000	9,000	
101-699-000-745.000 Program Supplies	3,850	3,048	1,500	1,500	1,500	
101-699-000-776.000 Custodial Supplies	0	0	0	0	0	
101-699-000-778.000 Equipment Maint Supplies	0	581	0	0	0	
	<u>11,634</u>	<u>13,512</u>	<u>10,500</u>	<u>10,500</u>	<u>10,500</u>	<u>0</u>
Contractual and Other:						
101-699-000-920.000 Utilities	31,958	33,333	32,000	32,000	32,000	
101-699-000-931.000 Building Maintenance	0	122	500	500	500	
101-699-000-933.000 Equipment Maintenance	330	0	1,500	1,500	1,500	
	<u>32,288</u>	<u>33,455</u>	<u>34,000</u>	<u>34,000</u>	<u>34,000</u>	<u>0</u>
Sharp Park Swimming Pool	<u><u>89,331</u></u>	<u><u>89,247</u></u>	<u><u>94,877</u></u>	<u><u>94,877</u></u>	<u><u>95,593</u></u>	<u><u>0</u></u>

City of Jackson
Fiscal Year 2012/13 Proposed Budget
Expenditure Detail

Fund 101 General Fund
Dept 803 Historical District

Account Description	2009/10 Actual	2010/11 Actual	2011/12 Budget	2011/12 Projected	2012/13 Proposed	2012/13 Adopted
Personal Services:						
101-803-000-706.000 Salaries and Wages	0	0	0	5,440	5,543	
101-803-000-715.000 Employers FICA	0	0	0	400	425	
101-803-000-719.000 Health Insurance	0	0	0	470	409	
101-803-000-719.678 RX Drug Insurance	0	0	0	75	0	
101-803-000-719.679 Health Insurance Deductible	0	0	0	55	122	
101-803-000-722.000 Pension-General	0	0	0	490	550	
101-803-000-724.000 Unemployment	0	0	0	35	35	
101-803-000-724.001 Workers Compensation	0	0	0	10	8	
101-803-000-725.000 Other Fringe Benefits	0	0	0	100	95	
	<u>0</u>	<u>0</u>	<u>0</u>	<u>7,075</u>	<u>7,187</u>	<u>0</u>
Material and Supplies:						
101-803-000-726.000 Office Supplies	0	351	0	750	650	
	<u>0</u>	<u>351</u>	<u>0</u>	<u>750</u>	<u>650</u>	<u>0</u>
Contractual and Other:						
101-803-000-802.000 Planning Services (RII PC)	11,320	24	11,973	0	0	
101-803-000-880.000 Community Promotion	-30	0	0	0	0	
101-803-000-958.000 Memberships & Dues	0	43	0	45	65	
101-803-000-960.000 Education & Training	0	0	0	0	550	
	<u>11,290</u>	<u>67</u>	<u>11,973</u>	<u>45</u>	<u>615</u>	<u>0</u>
Historical District	<u>11,290</u>	<u>418</u>	<u>11,973</u>	<u>7,870</u>	<u>8,452</u>	<u>0</u>

City of Jackson
Fiscal Year 2012/13 Proposed Budget
Expenditure Detail

Fund 101 General Fund
Dept 896 Human Relations

Account Description	2009/10 Actual	2010/11 Actual	2011/12 Budget	2011/12 Projected	2012/13 Proposed	2012/13 Adopted
Personal Services:						
101-896-000-707.000 Wages-Temporary	44,203	13,298	37,440	37,440	37,440	
101-896-000-715.000 Employers FICA	3,397	1,013	2,864	2,864	2,864	
101-896-000-724.000 Unemployment	180	0	180	180	342	
101-896-000-724.001 Workers Compensation	62	19	52	52	52	
	<u>47,842</u>	<u>14,330</u>	<u>40,536</u>	<u>40,536</u>	<u>40,698</u>	0
Material and Supplies:						
101-896-000-726.000 Office Supplies	236	164	270	270	270	
101-896-000-745.011 Prog. Supp. - MLK Brfst.	0	0	0	0	0	
101-896-000-745.015 Prog. Supp. - Youth Council	426	0	0	0	0	
101-896-000-745.016 Prog. Supp. - Challenge Day	12,581	20,453	10,000	10,000	10,000	
	<u>13,243</u>	<u>20,617</u>	<u>10,270</u>	<u>10,270</u>	<u>10,270</u>	0
Contractual and Other:						
101-896-000-873.000 Travel	85	0	0	0	0	
101-896-000-880.000 Community Promotion	6,465	5,244	5,850	5,850	5,850	
101-896-000-958.000 Memberships & Dues	0	0	135	135	135	
101-896-000-960.000 Education & Training	842	450	900	900	900	
	<u>7,392</u>	<u>5,694</u>	<u>6,885</u>	<u>6,885</u>	<u>6,885</u>	0
Human Relations	<u>68,477</u>	<u>40,641</u>	<u>57,691</u>	<u>57,691</u>	<u>57,853</u>	<u>0</u>

City of Jackson
Fiscal Year 2012/13 Proposed Budget
Expenditure Detail

Fund 101 General Fund
Dept 999 Contributions to Other Funds

Account Description	2009/10 Actual	2010/11 Actual	2011/12 Budget	2011/12 Projected	2012/13 Proposed	2012/13 Adopted
Contractual and Other:						
101-999-000-999.208 Cont.-Sharp Park Oper. Fund	78,000	150,000	15,000	88,000	35,000	
101-999-000-999.211 Cont.-Housing Initiative Fund	2,800	0	0	0	0	
101-999-000-999.249 Cont.-Building Inspection Fd.	58,000	0	0	69,310	99,375	
101-999-000-999.252 Cont.-Building Demolitions Fc	0	0	0	225,000	500,000	
101-999-000-999.285 Cont.-DDA Operating Fund	0	1,000	0	0	0	
101-999-000-999.585 Cont.-Auto Parking Fund	0	11,000	0	11,000	11,000	
101-999-000-999.586 Cont.-Parking Assmt. Fund	100	6,500	6,500	10,000	10,500	
	<u>138,900</u>	<u>168,500</u>	<u>21,500</u>	<u>403,310</u>	<u>655,875</u>	<u>0</u>
Contributions to Other Funds	138,900	168,500	21,500	403,310	655,875	0

Special Revenue Funds

Special revenue funds are used to account for specific revenues that are legally restricted to expenditure for particular purposes.

(202) Major Street Fund

PURPOSE - The Major Street Fund is used to control the expenditure of motor fuel taxes which are earmarked by law and the State Constitution for street and highway purposes.

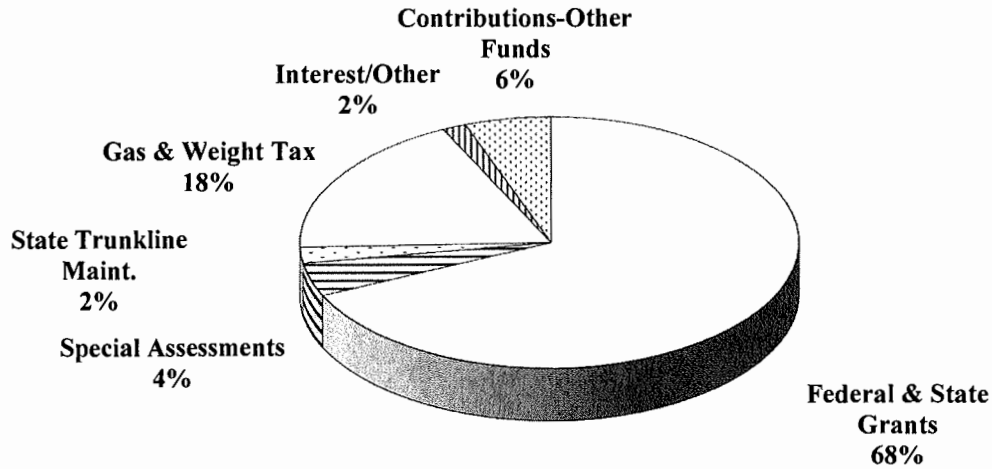
CHARACTER - This fund is to be used:

1. To receive all Major Street Funds paid to cities and villages by the state.
2. To account for construction, maintenance, and other authorized operations pertaining to all streets classified as Major Streets within the local unit of government.
3. To receive money paid to the city or village for state trunkline maintenance.
4. To record certain costs pertaining to the Michigan Department of Transportation authorized state trunkline maintenance contracts.
5. To account for money received from contributions from other funds.
6. To account for revenue from special assessment tax levies as provided by Act 51 of the Public Acts of 1951, as amended.

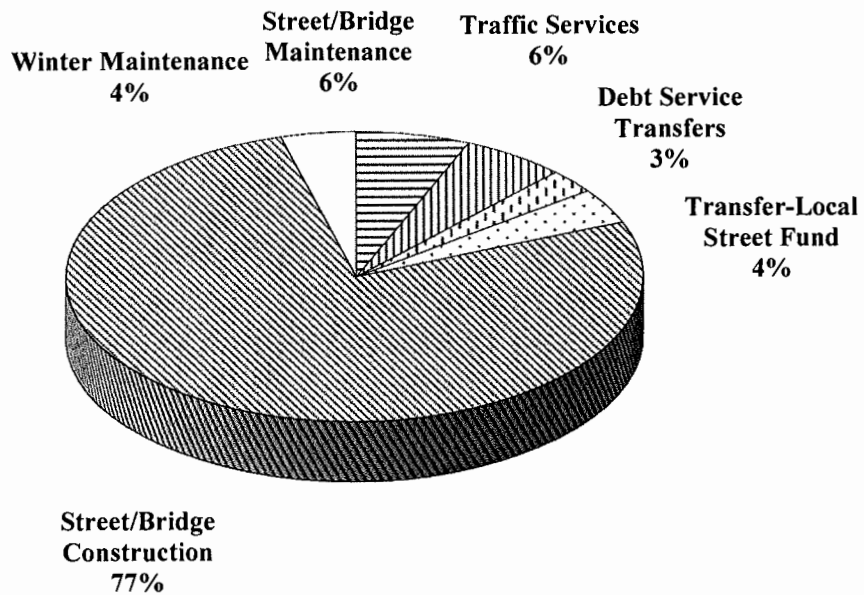
AUTHORITY - The Major Street Fund was established on July 1, 1972, as required by Act 51 of the Public Acts of 1951, as amended.

City of Jackson
Fiscal Year 2012/13 Proposed Budget
Major Street Fund

Revenues



Expenses



City of Jackson
Fiscal Year 2012/13 Proposed Budget
Major Street Fund
Summary of Revenues, Expenditures and Changes in Fund Balances

	2009/10 Actual	2010/11 Actual	2011/12 Budget	2011/12 Projected	2012/12 Proposed	2012/13 Adopted
Revenues:						
Federal & State Grants	1,830,402	2,043,451	1,128,000	5,000,302	6,481,616	
State Gas & Weight Tax	1,813,780	1,839,879	1,750,550	1,795,500	1,750,550	
State Trunkline Maintenance	97,229	261,535	209,341	195,100	195,100	
Interest	804	99	0	112	0	
Miscellaneous	287,065	468,715	162,598	144,824	144,824	
Contributions From Other Funds	929,251	786,045	662,204	732,033	931,631	
	4,958,531	5,399,724	3,912,693	7,867,871	9,503,721	0
Expenditures:						
Street & Bridge Construction	640,002	478,935	408,000	469,171	551,552	
Street & Bridge Maintenance	715,831	646,293	399,852	494,598	434,312	
Traffic Services	494,068	506,985	574,183	575,964	568,794	
Winter Maintenance	235,139	279,125	403,622	349,186	405,782	
Transfers To Other Funds	755,797	658,451	690,576	690,576	641,929	
Trunkline Maintenance	85,393	270,340	209,341	195,100	195,100	
State Highway Construction	2,133,825	2,195,753	1,418,000	5,311,352	6,895,614	
	5,060,055	5,035,882	4,103,574	8,085,947	9,693,083	0
Revenues Over (Under)						
Expenditures	(101,524)	363,842	(190,881)	(218,076)	(189,362)	0
Fund Balance - Beginning of Year	301,050	199,526	563,368	563,368	345,292	345,292
Fund Balance - End of Year	199,526	563,368	372,487	345,292	155,930	345,292

City of Jackson
Fiscal Year 2012/13 Proposed Budget
Revenue Detail

Fund 202 Major Street Fund

Account Description	2009/10 Actual	2010/11 Actual	2011/12 Budget	2011/12 Projected	2012/13 Proposed	2012/13 Adopted
202-000-000-470.000 Telecom Fee	121,876	112,102	121,876	112,102	112,102	
202-000-000-501.000 Federal And State Grant	1,709,046	1,755,443	1,128,000	4,949,702	6,481,616	
202-000-000-539.000 State Grant	0	0	0	50,600	0	
202-000-000-539.016 State Grant-Streetscape	121,356	288,008	0	0	0	
202-000-000-569.000 Act 51 Gas & Weight Tax	1,813,780	1,839,879	1,750,550	1,795,500	1,750,550	
202-000-000-582.005 Contrib. R2 Asset Mgt.	18,525	18,931	18,722	18,722	18,722	
202-000-000-664.000 Interest	804	99	0	112	0	
202-000-000-685.677 Insurance Refund-W/C	19,726	18,750	0	0	0	
202-000-000-686.498 Trunkline Maintenance	97,229	261,535	209,341	195,100	195,100	
202-000-000-694.661 Expense Refund-Motor Pool	100,000	300,000	0	0	0	
202-000-000-698.451 Miscellaneous	500	0	0	0	0	
202-000-000-698.463 Miscellaneous	1,890	6,023	2,000	0	0	
202-000-000-698.474 Miscellaneous	24,048	12,909	20,000	14,000	14,000	
202-000-000-698.478 Miscellaneous	500	0	0	0	0	
202-000-000-699.245 Cont.-Public Imp. Fund	678,085	546,889	459,740	573,082	527,109	
202-000-000-699.286 Cont.-CDBG Fund	120,950	25,049	0	0	0	
202-000-000-699.895 Cont.-Special Assessmt. Fd.	130,216	214,107	202,464	158,951	404,522	
Total Revenues	4,958,531	5,399,724	3,912,693	7,867,871	9,503,721	0

City of Jackson
Fiscal Year 2012/13 Proposed Budget
Expenditure Detail

Fund 202 Major Street Fund
Dept 451 Street & Bridge Construction

Account Description	2009/10 Actual	2010/11 Actual	2011/12 Budget	2011/12 Projected	2012/13 Proposed	2012/13 Adopted
Personal Services:						
202-451-000-706.000	Salaries and Wages	166,925	117,651	90,945	108,571	134,273
202-451-000-707.000	Wages-Temporary	8,670	13,408	2,117	1,000	2,117
202-451-000-709.000	Overtime	9,951	6,162	4,856	4,856	11,244
202-451-000-715.000	Employers FICA	13,342	11,301	7,491	8,754	11,294
202-451-000-719.000	Health Insurance	28,105	28,818	11,359	28,056	18,893
202-451-000-719.678	RX Drug Insurance	5,303	5,788	3,206	6,767	0
202-451-000-719.679	Health Insurance Deduct.	0	0	6,666	295	3,891
202-451-000-722.000	Pension-General	13,059	11,147	8,181	11,252	14,435
202-451-000-724.000	Unemployment Comp.	277	744	804	320	926
202-451-000-724.001	Workers Compensation	1,743	1,500	1,047	1,219	1,497
202-451-000-725.000	Other Fringe Benefits	2,288	2,329	1,483	2,580	2,184
		<u>249,663</u>	<u>198,848</u>	<u>138,155</u>	<u>173,670</u>	<u>200,754</u>
						0
Material and Supplies:						
202-451-000-782.000	Materials	7,725	2,037	2,000	537	2,000
		<u>7,725</u>	<u>2,037</u>	<u>2,000</u>	<u>537</u>	<u>2,000</u>
						0
Contractual and Other:						
202-451-000-818.000	Contractual Services	254,569	182,040	200,784	214,765	231,584
202-451-000-943.000	Equipment Rental - MP	1,309	3,130	0	500	500
202-451-000-966.000	PW Overhead	301	3,458	0	300	300
202-451-000-967.000	ENG Overhead	126,435	89,422	67,061	79,399	116,414
		<u>382,614</u>	<u>278,050</u>	<u>267,845</u>	<u>294,964</u>	<u>348,798</u>
						0
Street Construction		640,002	478,935	408,000	469,171	551,552
						0

<u>WORK PROJECT DETAIL</u>				
Work Project Titles:	Special			Total
	Assessment	Fund Bal.	PIF	FY Cost
Asset Management: JACTS Planning Region 2		19,000		19,000
Fourth: Linden to Griswold (Eng)			103,000	103,000
Ganson: Wisner to Jackson (Eng)	66,000			66,000
High St. (East) Bridge Guardrail Replacement			19,000	19,000
High St. Cooper to Losey (Eng)	42,849		18,151	61,000
Major Bridge Inspection & Eng.			26,000	26,000
Major St. Const. - Misc.		14,552	18,000	32,552
Major St. Planning & Permits			100,000	100,000
Mechanic: Ganson to end (Brick Pvmt Repair)		76,000		76,000
Trail St. Bridge Rip-Rap			16,000	16,000
Trail St. RR Crossing (Eng)			9,000	9,000
West: Bloomfield to High (Eng)			24,000	24,000
	108,849	109,552	333,151	551,552

City of Jackson
Fiscal Year 2012/13 Proposed Budget
Expenditure Detail

Fund 202 Major Street Fund
Dept 463 Street & Bridge Maintenance

Account Description	2009/10 Actual	2010/11 Actual	2011/12 Budget	2011/12 Projected	2012/13 Proposed	2012/13 Adopted
Personal Services:						
202-463-000-706.000 Salaries and Wages	171,612	141,858	94,000	125,104	111,500	
202-463-000-707.000 Wages-Temporary	4	424	0	1,700	0	
202-463-000-709.000 Overtime	385	715	1,000	1,000	1,000	
202-463-000-715.000 Employers FICA	13,552	10,717	7,268	9,777	8,606	
202-463-000-719.000 Health Insurance	32,262	31,172	18,274	33,528	25,055	
202-463-000-719.678 RX Drug Insurance	6,376	6,676	5,236	7,081	0	
202-463-000-719.679 Health Insurance Deductible	22	0	10,641	324	5,010	
202-463-000-722.000 Pension-General	13,652	11,964	8,113	11,614	11,160	
202-463-000-724.000 Unemployment Comp.	545	944	770	800	855	
202-463-000-724.001 Workers Compensation	3,468	2,808	2,195	2,965	2,610	
202-463-000-725.000 Other Fringe Benefits	1,941	1,826	2,209	2,000	2,620	
	<u>243,819</u>	<u>209,104</u>	<u>149,706</u>	<u>195,893</u>	<u>168,416</u>	<u>0</u>
Material and Supplies:						
202-463-000-782.000 Materials	55,455	43,729	60,044	49,044	50,044	
	<u>55,455</u>	<u>43,729</u>	<u>60,044</u>	<u>49,044</u>	<u>50,044</u>	<u>0</u>
Contractual and Other:						
202-463-000-818.000 Contractual Services	2,358	30,429	0	1,000	0	
202-463-000-818.690 Contractual Services-Forestry	40,000	35,757	0	0	0	
202-463-000-914.001 Insurance-Deductible	10,000	0	0	10,000	10,000	
202-463-000-943.000 Equipment Rental - MP	204,617	201,026	104,602	124,602	104,602	
202-463-000-960.000 Education & Training	0	645	0	365	0	
202-463-000-966.000 PW Overhead	159,590	125,603	85,500	113,494	101,250	
202-463-000-967.000 ENG Overhead	-8	0	0	200	0	
	<u>416,557</u>	<u>393,460</u>	<u>190,102</u>	<u>249,661</u>	<u>215,852</u>	<u>0</u>
Street Maintenance	<u>715,831</u>	<u>646,293</u>	<u>399,852</u>	<u>494,598</u>	<u>434,312</u>	<u>0</u>

		<u>WORK PROJECT DETAIL</u>					
Work Project Titles:							(See Detail Next Page)
	Street Cleaning	250,012	236,187	31,000	45,000	34,000	0
	Maintenance C&G Street	340,670	287,497	308,852	372,598	332,042	0
	Catch Basin Maintenance	93,631	60,308	0	0	0	0
	Maint. No C&G Streets	31,517	62,301	60,000	77,000	68,270	0
		<u>715,830</u>	<u>646,293</u>	<u>399,852</u>	<u>494,598</u>	<u>434,312</u>	<u>0</u>

City of Jackson
Fiscal Year 2012/13 Proposed Budget
Expenditure Detail

Work Project Detail

Fund 202 Major Street Fund

Dept 463 Street & Bridge Maintenance (Cont'd.)

Dept.	Account Description	2009/10 Actual	2010/11 Actual	2011/12 Budget	2011/12 Projected	2012/13 Proposed	2012/13 Adopted
<u>Street Cleaning:</u>							
700	Machine Sweeping	89,078	99,351	0	0	0	
701	Haul Sweepings	40,404	39,172	0	0	0	
702	Hand Cleaning	38,720	19,236	31,000	45,000	34,000	
703	Leaf Pickup	81,810	78,428	0	0	0	
		<u>250,012</u>	<u>236,187</u>	<u>31,000</u>	<u>45,000</u>	<u>34,000</u>	<u>0</u>
<u>Maintenance C&G Street:</u>							
704	RR Crossing Improvemt.	31	0	0	0	0	
705	Asphalt Patching	210,450	233,291	210,000	240,098	235,000	
706	Concrete Patching	2,079	1,119	3,000	4,500	5,000	
707	Curb & Gutter Repair	50,297	6,563	45,852	55,000	39,000	
708	Crackfill	21,233	5,183	20,000	20,000	15,000	
709	Parkway Maintenance	53,805	24,026	30,000	53,000	38,042	
711	Chipseal	2,775	17,315	0	0	0	
		<u>340,670</u>	<u>287,497</u>	<u>308,852</u>	<u>372,598</u>	<u>332,042</u>	<u>0</u>
<u>Catch Basin Maintenance:</u>							
712	Catch Basin Work	55,946	30,383	0	0	0	
713	Clean Catch Basins	37,685	29,925	0	0	0	
		<u>93,631</u>	<u>60,308</u>	<u>0</u>	<u>0</u>	<u>0</u>	<u>0</u>
<u>Maintenance No C&G Streets:</u>							
714	Asphalt Patching	5,124	25,347	0	10,000	7,000	
715	Crackfill	0	0	0	0	0	
717	Shoulder & Gutter Repair	4,056	4,760	9,000	9,000	7,000	
718	Chipseal	0	0	0	0	0	
719	GEO Database (Mapping)	0	0	0	0	0	
720	Non Motorized Maintenance	892	26,559	18,000	27,000	24,270	
722	Bridge Maintenance	9,050	3,350	20,000	18,000	17,000	
724	Mapping - GIS	0	0	0	0	0	
725	Bike Lane Sweeping	2,395	2,285	3,000	3,000	3,000	
727	Insurance deductible	10,000	0	10,000	10,000	10,000	
		<u>31,517</u>	<u>62,301</u>	<u>60,000</u>	<u>77,000</u>	<u>68,270</u>	<u>0</u>
		<u>715,830</u>	<u>646,293</u>	<u>399,852</u>	<u>494,598</u>	<u>434,312</u>	<u>0</u>

City of Jackson
Fiscal Year 2012/13 Proposed Budget
Expenditure Detail

Fund 202 Major Street Fund
Dept 474 Traffic Services

Account Description	2009/10 Actual	2010/11 Actual	2011/12 Budget	2011/12 Projected	2012/13 Proposed	2012/13 Adopted
Personal Services						
202-474-000-706.000 Salaries and Wages	142,109	137,565	130,814	130,814	128,322	
202-474-000-707.000 Wages-Temporary	4,121	2,354	3,528	3,528	3,528	
202-474-000-709.000 Overtime	9,879	8,173	17,856	17,856	14,856	
202-474-000-715.000 Employers FICA	12,577	11,704	11,643	11,643	11,223	
202-474-000-719.000 Health Insurance	23,893	26,566	16,339	30,880	18,055	
202-474-000-719.678 RX Drug Insurance	4,527	5,670	4,611	8,153	0	
202-474-000-719.679 Health Insurance Deductible	0	0	9,588	87	3,719	
202-474-000-722.000 Pension-General	12,320	12,993	12,696	15,856	14,203	
202-474-000-724.000 Unemployment Comp.	565	997	1,157	200	885	
202-474-000-724.001 Workers Compensation	3,106	2,944	1,506	3,451	1,431	
202-474-000-725.000 Other Fringe Benefits	2,403	2,507	2,133	2,406	2,087	
	215,500	211,473	211,871	224,874	198,309	0
Material and Supplies:						
202-474-000-759.000 Small Tools	689	742	3,000	2,000	3,000	
202-474-000-782.000 Materials	22,621	21,040	34,513	34,513	34,513	
	23,310	21,782	37,513	36,513	37,513	0
Contractual and Other:						
202-474-000-818.000 Contractual Services	13,358	48,719	48,815	48,815	48,815	
202-474-000-920.000 Utilities	60,558	72,072	50,000	50,000	50,000	
202-474-000-933.000 Equipment Maintenance	31,188	19,561	62,631	62,631	62,631	
202-474-000-943.000 Equipment Rental - MP	29,628	25,694	54,284	38,056	54,284	
202-474-000-962.000 Uncollectible Accounts	4,696	0	0	3,875	0	
202-474-000-966.000 PW Overhead	493	3,563	22,500	22,500	24,300	
202-474-000-967.000 ENG Overhead	115,337	104,121	86,569	88,700	92,942	
	255,258	273,730	324,799	314,577	332,972	0
Traffic Services	494,068	506,985	574,183	575,964	568,794	0

City of Jackson
Fiscal Year 2012/13 Proposed Budget
Expenditure Detail

Fund 202 Major Street Fund
Dept 474 Traffic Services

Account Description	2009/10 Actual	2010/11 Actual	2011/12 Budget	2011/12 Projected	2012/13 Proposed	2012/13 Adopted
<u>WORK PROJECT DETAIL</u>						
Work Project Titles:						
780	Traffic Eng. Office - 1/2 Major St	102,034	74,577	96,000	96,000	96,000
781	Traffic Signals-City	228,450	183,131	230,000	194,000	211,677
781C	Traffic Signals-Concord	309	559	500	500	500
781G	Traffic Signals-Grass Lake	655	1,270	3,000	1,000	1,000
781J	Traffic Signals-County	10,114	10,241	20,000	11,000	13,000
781S	Traffic Signals-State (City Share)	39,192	59,738	40,000	70,900	65,000
781T	Tree Trimming	7,396	3,280	6,000	6,000	0
782	Traffic Signs	85,425	101,068	80,000	99,402	77,817
783	Pavement Marking	8,309	35,203	55,000	36,000	55,000
784	Railroad Signals	4,320	10,060	7,000	7,000	7,000
785	Emergency Equipment	779	115	7,000	1,500	2,000
788	Traffic Records & Studies	3,505	17,780	10,000	2,000	10,000
788A-G	JACTS Traffic Counts, etc...	2,260	4,710	5,000	5,000	5,000
790X	Traffic Accident-Billable	1,320	0	0	0	0
790Y	Billable Signs-Mich/Mechanic	0	274	0	0	0
791	Traffic Sign Inventory	0	0	14,683	0	10,000
792	Storm Water Utilities	0	4,979	0	15,204	14,800
793	TSC Signal Interconnect	0	0	0	1,123	0
794	Street Light Inventory	0	0	0	27,382	0
795	St. Light Update-GIS	0	0	0	1,953	0
		494,068	506,985	574,183	575,964	568,794
		0	0	0	0	0

City of Jackson
Fiscal Year 2012/13 Proposed Budget
Expenditure Detail

Fund 202 Major Street Fund
Dept 478 Winter Maintenance

Account Description	2009/10 Actual	2010/11 Actual	2011/12 Budget	2011/12 Projected	2012/13 Proposed	2012/13 Adopted
Personal Services:						
202-478-000-706.000 Salaries and Wages	30,339	28,064	55,000	40,000	55,000	
202-478-000-709.000 Overtime	9,343	14,167	26,000	26,000	26,000	
202-478-000-715.000 Employers FICA	3,033	3,224	6,197	5,049	6,197	
202-478-000-719.000 Health Insurance	7,439	9,465	10,692	12,400	12,359	
202-478-000-719.678 RX Drug Insurance	1,473	1,972	3,064	3,240	0	
202-478-000-719.679 Health Insurance Deduct.	0	0	0	13	2,471	
202-478-000-722.000 Pension-General	3,063	3,606	6,917	6,079	8,035	
202-478-000-724.000 Unemployment Comp.	465	1,051	656	502	616	
202-478-000-724.001 Workers Compensation	767	783	1,871	1,531	1,879	
202-478-000-725.000 Other Fringe Benefits	381	482	1,296	943	1,296	
	56,303	62,814	111,693	95,757	113,853	0
Material and Supplies:						
202-478-000-782.000 Materials	92,178	113,126	95,000	95,000	95,000	
	92,178	113,126	95,000	95,000	95,000	0
Contractual and Other:						
202-478-000-818.000 Contractual Services	0	0	5,000	0	5,000	
202-478-000-943.000 Equipment Rental - MP	51,683	68,156	119,029	99,029	119,029	
202-478-000-966.000 PW Overhead	34,910	35,029	72,900	59,400	72,900	
202-478-000-967.000 Eng. Overhead	65	0	0	0	0	
	86,658	103,185	196,929	158,429	196,929	0
Winter Maintenance	235,139	279,125	403,622	349,186	405,782	0

<u>WORK PROJECT DETAIL</u>						
Work Project Titles:						
790	Snowplowing	51,046	48,253	120,000	90,000	120,000
791	Hauling Snow	3,797	19,871	33,622	20,000	45,000
792	Salting	180,296	211,001	250,000	239,186	240,782
		235,139	279,125	403,622	349,186	405,782
		235,139	279,125	403,622	349,186	405,782
		235,139	279,125	403,622	349,186	405,782

City of Jackson
Fiscal Year 2012/13 Proposed Budget
Expenditure Detail

Fund 202 Major Street Fund
Dept 484 Transfers To Other Funds

Account Description	2009/10 Actual	2010/11 Actual	2011/12 Budget	2011/12 Projected	2012/13 Proposed	2012/13 Adopted
Contractual and Other:						
202-484-000-999.203 Cont.-Local Street Fund	500,000	400,000	430,000	430,000	380,000	
202-484-000-999.324 Cont.-2003 MTF Bond D/S	255,797	258,451	260,576	260,576	261,929	
	<u>755,797</u>	<u>658,451</u>	<u>690,576</u>	<u>690,576</u>	<u>641,929</u>	<u>0</u>
*Transfers To Other Funds	755,797	658,451	690,576	690,576	641,929	0

Fund 202 Major Street Fund
Dept 498 Trunkline Maintenance

Account Description	2009/10 Actual	2010/11 Actual	2011/12 Budget	2011/12 Projected	2012/13 Proposed	2012/13 Adopted
Personal Services:						
202-498-000-706.000 Salaries and Wages	16,446	49,786	35,000	35,000	35,000	
202-498-000-707.000 Wages-Temporary	613	211	0	900	0	
202-498-000-709.000 Overtime	2,899	4,782	4,000	4,000	4,000	
202-498-000-715.000 Employers FICA	871	3,327	2,984	3,052	2,984	
202-498-000-719.000 Health Insurance	2,388	12,664	6,804	9,380	7,865	
202-498-000-719.678 RX Drug Insurance	470	2,593	1,950	2,398	0	
202-498-000-719.679 Health Insurance Deductible	0	0	3,962	0	1,573	
202-498-000-722.000 Pension-General	815	3,720	3,331	3,592	3,869	
202-498-000-724.000 Unemployment Comp.	108	367	316	303	296	
202-498-000-724.001 Workers Compensation	249	990	901	926	905	
202-498-000-725.000 Other Fringe Benefits	121	694	823	823	823	
	<u>24,980</u>	<u>79,134</u>	<u>60,071</u>	<u>60,374</u>	<u>57,315</u>	<u>0</u>
Material and Supplies:						
202-498-000-782.000 Materials	25,461	67,466	54,170	44,170	45,000	
	<u>25,461</u>	<u>67,466</u>	<u>54,170</u>	<u>44,170</u>	<u>45,000</u>	<u>0</u>
Contractual and Other:						
202-498-000-818.000 Contractual Services	0	0	0	0	0	
202-498-000-943.000 Equipment Rental	25,635	84,771	60,000	55,456	57,685	
202-498-000-966.000 PW Overhead	9,255	38,969	35,100	35,100	35,100	
202-498-000-967.000 ENG Overhead	62	0	0	0	0	
	<u>34,952</u>	<u>123,740</u>	<u>95,100</u>	<u>90,556</u>	<u>92,785</u>	<u>0</u>
Trunkline Maintenance	85,393	270,340	209,341	195,100	195,100	0

City of Jackson
Fiscal Year 2012/13 Proposed Budget
Expenditure Detail

Fund 202 Major Street Fund
Dept 505 State Highway Construction

Account Description	2009/10 Actual	2010/11 Actual	2011/12 Budget	2011/12 Projected	2012/13 Proposed	2012/13 Adopted
Contractual and Other:						
202-505-000-950.000 State Highway Const.-City	424,972	440,310	290,000	361,650	413,998	
202-505-000-950.001 State Highway Const.-Fed/St.	1,708,853	1,755,443	1,128,000	4,949,702	6,481,616	
	<u>2,133,825</u>	<u>2,195,753</u>	<u>1,418,000</u>	<u>5,311,352</u>	<u>6,895,614</u>	<u>0</u>
State Highway Construction	<u>2,133,825</u>	<u>2,195,753</u>	<u>1,418,000</u>	<u>5,311,352</u>	<u>6,895,614</u>	<u>0</u>

Work Project Titles:	Federal/ State	Special Assessments	Fund Balance	PIF	Total
Fourth: Linden to Griswold	477,600	0	0	119,400	597,000
Ganson: Wisner to Jackson	383,360	173,473	-77,633	0	479,200
Grand River Arts Walk: Glick to Monroe	0	0	0	1,960	1,960
High: Cooper to Losey	488,800	122,200	0	0	611,000
Past MDOT Projects	0	0	0	10,000	10,000
Trail St. RR Crossing (Safety)	50,000	0	0	12,500	62,500
West Ave. Bridge: Wildwood to Ganson	5,081,856	0	0	52,098	5,133,954
	<u>6,481,616</u>	<u>295,673</u>	<u>-77,633</u>	<u>195,958</u>	<u>6,895,614</u>

(203) Local Street Fund

PURPOSE- The Local Street Fund is used to control the expenditure of motor fuel taxes which are earmarked by law and the State Constitution for street and highway purposes.

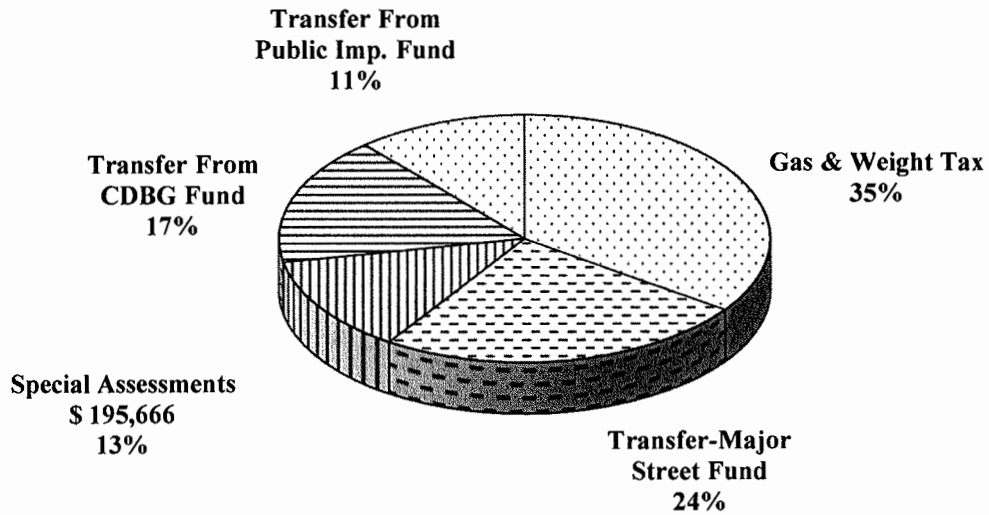
CHARACTER - This Fund is to be used:

1. To receive all Local Street Funds paid to cities and villages by the state.
2. To account for construction, maintenance, traffic services, and snow and ice control on all streets classified as Local Streets within the local unit of government (this includes construction done from money raised by special assessing property owners for street improvements).
3. To account for revenue from special assessment taxes levied for street purposes as provided by Act 51 of the Public Acts of 1951, as amended.
4. To account for money received from contributions from other funds.

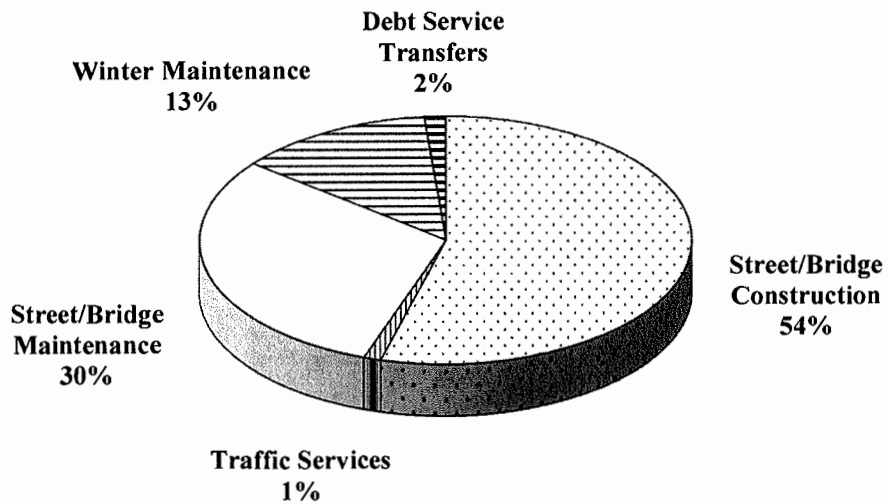
AUTHORIZATION- The Local Street Fund was established on July 1, 1972, as required by Act 51 of the Public Acts of 1951, as amended.

City of Jackson
Fiscal Year 2012/13 Proposed Budget
Local Street Fund

Revenues



Expenses



City of Jackson
Fiscal Year 2012/13 Proposed Budget
Local Street Fund
Summary of Revenues, Expenditures and Changes in Fund Balances

	2009/10 Actual	2010/11 Actual	2011/12 Budget	2011/12 Projected	2012/12 Proposed	2012/13 Adopted
Revenues:						
State Gas & Weight Tax	552,987	561,264	540,250	550,250	540,250	
Miscellaneous	10,428	9,750	0	0	0	
Contributions From Other Funds	582,869	903,592	1,466,917	1,047,819	1,010,715	
	<u>1,146,284</u>	<u>1,474,606</u>	<u>2,007,167</u>	<u>1,598,069</u>	<u>1,550,965</u>	<u>0</u>
Expenditures:						
Street & Bridge Construction	82,869	503,484	1,344,420	905,650	870,780	
Street & Bridge Maintenance	820,501	663,178	431,000	556,219	484,493	
Traffic Services	20,003	13,237	18,541	17,065	18,231	
Winter Maintenance	128,295	172,763	209,203	185,973	206,831	
Transfers To Other Funds	22,243	22,474	22,659	22,659	22,776	
	<u>1,073,911</u>	<u>1,375,136</u>	<u>2,025,823</u>	<u>1,687,566</u>	<u>1,603,111</u>	<u>0</u>
Revenues Over (Under)						
Expenditures	72,373	99,470	(18,656)	(89,497)	(52,146)	0
Fund Balance - Beginning of Year	6,185	78,558	178,028	178,028	88,531	88,531
Fund Balance - End of Year	<u>78,558</u>	<u>178,028</u>	<u>159,372</u>	<u>88,531</u>	<u>36,385</u>	<u>88,531</u>

City of Jackson
Fiscal Year 2012/13 Proposed Budget
Revenue Detail

Fund 203 Local Street Fund

Account Description	2009/10 Actual	2010/11 Actual	2011/12 Budget	2011/12 Projected	2012/13 Proposed	2012/13 Adopted
203-000-000-569.000 Act 51 Gas & Weight Tax	552,987	561,264	540,250	550,250	540,250	
203-000-000-685.677 Insurance Refund-W/C	10,428	9,750	0	0	0	
203-000-000-694.661 Expense Refund-Motor Pool	0	0	0	0	0	
203-000-000-698.463 Miscellaneous	0	0	0	0	0	
203-000-000-699.202 Cont.-Major Street Fund	500,000	400,000	430,000	430,000	380,000	
203-000-000-699.245 Cont.-Public Improvemt. Fd.	11,706	20,675	9,497	2,000	175,000	
203-000-000-699.286 Cont.-CDBG Fund	71,163	390,798	942,679	478,694	260,049	
203-000-000-699.895 Cont.-Special Assessmt. Fd.	0	92,119	84,741	137,125	195,666	
Total Revenues	1,146,284	1,474,606	2,007,167	1,598,069	1,550,965	0

City of Jackson
Fiscal Year 2012/13 Proposed Budget
Expenditure Detail

Fund 203 Local Street Fund
Dept 451 Street & Bridge Construction

Account Description	2009/10 Actual	2010/11 Actual	2011/12 Budget	2011/12 Projected	2012/13 Proposed	2012/13 Adopted
Personal Services :						
203-451-000-706.000 Salaries and Wages	30,637	28,395	45,472	62,882	45,880	
203-451-000-707.000 Wages-Temporary	23	0	0	0	0	
203-451-000-709.000 Overtime	0	2,660	2,686	3,602	1,919	
203-451-000-715.000 Employers FICA	2,302	2,229	3,684	5,086	3,657	
203-451-000-719.000 Health Insurance	6,500	7,116	5,680	14,748	6,455	
203-451-000-719.678 RX Drug Insurance	1,168	1,359	1,603	3,340	0	
203-451-000-719.679 Health Insurance Deduct.	0	0	3,333	620	1,330	
203-451-000-722.000 Pension-General	2,365	2,545	4,113	6,595	4,742	
203-451-000-724.000 Unemployment Comp.	210	204	402	434	317	
203-451-000-724.001 Workers Compensation	300	286	524	701	512	
203-451-000-725.000 Other Fringe Benefits	669	865	742	1,023	746	
	<u>44,174</u>	<u>45,659</u>	<u>68,239</u>	<u>99,031</u>	<u>65,558</u>	<u>0</u>
Material and Supplies:						
203-451-000-782.000 Materials	107	229	0	3,048	1,500	
	<u>107</u>	<u>229</u>	<u>0</u>	<u>3,048</u>	<u>1,500</u>	<u>0</u>
Contractual and Other:						
203-451-000-818.000 Contractual Services	16,993	436,418	1,242,471	756,496	764,483	
203-451-000-943.000 Equipment Rental - MP	0	255	0	255	500	
203-451-000-966.000 PW Overhead	0	281	0	281	500	
203-451-000-967.000 ENG Overhead	21,595	20,642	33,710	46,539	38,239	
	<u>38,588</u>	<u>457,596</u>	<u>1,276,181</u>	<u>803,571</u>	<u>803,722</u>	<u>0</u>
Street Construction	<u>82,869</u>	<u>503,484</u>	<u>1,344,420</u>	<u>905,650</u>	<u>870,780</u>	<u>0</u>

Work Project Titles:	Funding				Total Cost
	F/B	S/A	CDBG	PIF	
Biddle: Jackson to Williams (CDBG)	19,951	0	47,049	0	67,000
Carlton: Brown to Wisner (Design for 13/14 Const)	22,000	0	0	0	22,000
Higby: Morrell to Carlton (Design for 13/14 Const)	10,000	0	0	0	10,000
Thompson: Morrell to Carlton (Design for 13/14 Const)	11,000	0	0	0	11,000
Douglas Ct. Storm Sewer(construction)	38,000	0	0	0	38,000
Durand: South end to Morrell	64,811	111,189	0	175,000	351,000
Forest: Bend to Edgewood (CDBG)	0	35,000	100,000	0	135,000
Hibbard: Wildwood to railroad	36,523	16,477	0	0	53,000
Homewild: Ellery to Edgewood (CDBG)	0	33,000	113,000	0	146,000
Local St. Const.-Misc.	3,000	0	0	0	3,000
Local St. Planning & Permits	24,780	0	0	0	24,780
Webster: Oakdale to Elmwood	10,000	0	0	0	10,000
	<u>240,065</u>	<u>195,666</u>	<u>260,049</u>	<u>175,000</u>	<u>870,780</u>

City of Jackson
Fiscal Year 2012/13 Proposed Budget
Expenditure Detail

Fund 203 Local Street Fund
Dept 463 Street & Bridge Maintenance

Account Description	2009/10 Actual	2010/11 Actual	2011/12 Budget	2011/12 Projected	2012/13 Proposed	2012/13 Adopted
Personal Services:						
203-463-000-706.000 Salaries and Wages	191,669	149,878	90,000	135,000	107,500	
203-463-000-707.000 Wages-Temporary	44	444	0	2,400	0	
203-463-000-709.000 Overtime	0	554	5,000	5,000	5,000	
203-463-000-715.000 Employers FICA	14,526	11,241	7,268	10,894	8,606	
203-463-000-719.000 Health Insurance	39,631	35,812	17,496	36,869	24,156	
203-463-000-719.678 RX Drug Insurance	7,780	7,789	5,013	9,801	0	
203-463-000-719.679 Health Insurance Deductible	0	0	10,188	0	4,830	
203-463-000-722.000 Pension-General	14,645	12,523	8,113	12,894	11,160	
203-463-000-724.000 Unemployment Comp.	505	392	770	1,082	855	
203-463-000-724.001 Workers Compensation	3,819	2,904	2,195	3,304	2,610	
203-463-000-725.000 Other Fringe Benefits	1,772	1,903	2,115	3,173	2,526	
	274,391	223,440	148,158	220,417	167,243	0
Material and Supplies:						
203-463-000-782.000 Materials	86,338	68,764	62,441	62,441	70,000	
	86,338	68,764	62,441	62,441	70,000	0
Contractual and Other:						
203-463-000-818.000 Contractual Services	1,027	0	0	2,460	0	
203-463-000-943.000 Equipment Rental - MP	288,011	240,300	134,901	144,901	146,000	
203-463-000-966.000 PW Overhead	170,664	130,674	85,500	126,000	101,250	
203-463-000-967.000 ENG Overhead	70	0	0	0	0	
	459,772	370,974	220,401	273,361	247,250	0
Street Maintenance	820,501	663,178	431,000	556,219	484,493	0

<u>WORK PROJECT DETAIL</u>						
						(See Detail Next Page)
Work Project Titles:						
Street Cleaning	324,149	277,543	57,000	85,000	77,000	0
Maintenance C&G Streets	410,716	313,758	328,000	416,000	356,000	0
Maintenance Catch Basins	38,456	43,094	0	0	0	0
Maint. No C&G Streets	47,180	20,282	46,000	55,219	51,493	0
	820,501	654,677	431,000	556,219	484,493	0

City of Jackson
Fiscal Year 2012/13 Proposed Budget
Expenditure Detail

WORK PROJECT DETAIL

Fund 203 Local Street Fund
Dept 463 Street Maintenance

Dept.	Account Description	2009/10 Actual	2010/11 Actual	2011/12 Budget	2011/12 Projected	2012/13 Proposed	2012/13 Adopted
<u>Street Cleaning:</u>							
900	Machine Sweeping	136,808	112,881	0	0	0	
901	Haul Sweepings	62,712	50,910	0	0	0	
902	Hand Cleaning	46,898	31,792	52,000	80,000	73,000	
903	Leaf Pickup	76,572	79,967	0	0	0	
904	Clean Alleys	1,159	1,993	5,000	5,000	4,000	
		324,149	277,543	57,000	85,000	77,000	0
<u>Maintenance C&G Streets:</u>							
905	Asphalt Patching	253,432	276,372	210,000	282,000	254,000	
906	Concrete Patching	4,237	1,161	6,000	6,000	5,000	
907	Curb & Gutter Repair	47,328	904	40,000	48,000	35,000	
908	Crackfill	8,287	2,136	20,000	15,000	12,000	
909	Parkway Maintenance	65,692	33,185	52,000	65,000	50,000	
911	Chipseal	31,740	0	0	0	0	
		410,716	313,758	328,000	416,000	356,000	0
<u>Maintenance Catch Basins:</u>							
912	Catch Basin Work	26,152	19,959	0	0	0	
913	Clean Catch Basins	12,304	23,135	0	0	0	
		38,456	43,094	0	0	0	0
<u>Maintenance No C&G Streets:</u>							
914	Grade & Gravel	35,803	13,191	30,000	35,019	33,030	
915	Asphalt Patching	293	0	0	0	0	
916	Crackfill	0	0	0	0	0	
917	Dust Prevention	2,696	2,148	5,000	5,000	4,263	
918	Shoulder & Gutter Repair	7,810	4,943	6,000	9,000	8,000	
920	Railroad ROW Maintenance	200	0	0	0	0	
922	Bridge Maintenance	378	0	5,000	5,000	5,000	
933	Streetscape Maintenance	0	0	0	1,200	1,200	
		47,180	20,282	46,000	55,219	51,493	0
		820,501	654,677	431,000	556,219	484,493	0

City of Jackson
Fiscal Year 2012/13 Proposed Budget
Expenditure Detail

Fund 203 Local Street Fund
Dept 474 Traffic Services

Account Description	2009/10 Actual	2010/11 Actual	2011/12 Budget	2011/12 Projected	2012/13 Proposed	2012/13 Adopted	
Personal Services:							
203-474-000-706.000	Salaries and Wages	7,639	4,675	6,000	4,700	6,000	
203-474-000-707.000	Wages-Temporary	298	0	0	0	0	
203-474-000-709.000	Overtime	0	173	300	300	300	
203-474-000-715.000	Employers FICA	617	382	482	383	482	
203-474-000-719.000	Health Insurance	1,854	1,377	749	2,075	844	
203-474-000-719.678	RX Drug Insurance	341	263	212	565	0	
203-474-000-719.679	Health Insurance Deductible	0	0	440	0	174	
203-474-000-722.000	Pension-General	620	424	538	496	625	
203-474-000-724.000	Unemployment Comp.	37	41	53	10	41	
203-474-000-724.001	Workers Compensation	174	118	69	95	67	
203-474-000-725.000	Other Fringe Benefits	62	34	98	76	98	
		11,642	7,487	8,941	8,700	8,631	0
Material and Supplies:							
203-474-000-782.000	Materials	0	74	500	500	500	
		0	74	500	500	500	0
Contractual and Other:							
203-474-000-943.000	Equipment Rental - MP	2,587	1,988	5,100	3,865	5,100	
203-474-000-966.000	DPW Overhead	37	869	1,500	3,000	3,000	
203-474-000-967.000	ENG Overhead	5,737	2,819	2,500	1,000	1,000	
		8,361	5,676	9,100	7,865	9,100	0
Capital Outlay:							
Traffic Services							
		20,003	13,237	18,541	17,065	18,231	0

<u>WORK PROJECT DETAIL</u>							
Work Project Titles:							
980	Traffic Office -1/2 Local St.	2,169	0	1,000	1,000	1,000	
981	Traffic Signs	17,834	13,237	17,541	16,065	17,231	
982	Pavement Marking	0	0	0	0	0	
		20,003	13,237	18,541	17,065	18,231	0
		20,003	13,237	18,541	17,065	18,231	0

City of Jackson
Fiscal Year 2012/13 Proposed Budget
Expenditure Detail

Fund 203 Local Street Fund
Dept 478 Winter Maintenance

Account Description	2009/10 Actual	2010/11 Actual	2011/12 Budget	2011/12 Projected	2012/13 Proposed	2012/13 Adopted
Personal Services						
203-478-000-706.000 Salaries and Wages	25,294	28,398	30,000	25,000	30,000	
203-478-000-707.000 Wages-Temporary	0	0	0	0	0	
203-478-000-709.000 Overtime	545	3,662	8,000	8,000	8,000	
203-478-000-715.000 Employers FICA	1,972	2,446	2,907	2,525	2,907	
203-478-000-719.000 Health Insurance	5,413	7,108	5,832	6,700	6,741	
203-478-000-719.678 RX Drug Insurance	1,062	1,494	1,671	1,415	0	
203-478-000-719.679 Health Insurance Deductible	0	0	3,396	0	1,348	
203-478-000-722.000 Pension-General	1,995	2,738	3,245	3,039	3,770	
203-478-000-724.000 Unemployment Comp.	362	864	564	507	545	
203-478-000-724.001 Workers Compensation	516	607	950	766	882	
203-478-000-725.000 Other Fringe Benefits	286	427	705	588	705	
	37,445	47,744	57,270	48,540	54,898	0
Material and Supplies:						
203-478-000-782.000 Materials	21,941	43,492	47,733	47,733	47,733	
	21,941	43,492	47,733	47,733	47,733	0
Contractual and Other:						
203-478-000-943.000 Equipment Rental - MP	46,136	54,052	70,000	60,000	70,000	
203-478-000-966.000 PW Overhead	22,773	27,475	34,200	29,700	34,200	
	68,909	81,527	104,200	89,700	104,200	0
Winter Maintenance	128,295	172,763	209,203	185,973	206,831	0

<u>WORK PROJECT DETAIL</u>						
Work Project Titles:						
990	Snowplowing	45,167	56,486	72,000	68,000	72,000
991	Hauling Snow	7,745	6,138	7,000	7,000	7,000
992	Salting	75,383	110,139	130,203	110,973	127,831
994	Ice Damage	0	0	0	0	0
		128,295	172,763	209,203	185,973	206,831
		128,295	172,763	209,203	185,973	206,831
		128,295	172,763	209,203	185,973	206,831

City of Jackson
Fiscal Year 2012/13 Proposed Budget
Expenditure Detail

Fund 203 Major Street Fund
Dept 484 Transfers To Other Funds

Account Description	2009/10 Actual	2010/11 Actual	2011/12 Budget	2011/12 Projected	2012/13 Proposed	2012/13 Adopted
Contractual and Other:						
203-484-000-999.324 Cont.-2003 MTF Bond D/S	22,243	22,474	22,659	22,659	22,776	
	<u>22,243</u>	<u>22,474</u>	<u>22,659</u>	<u>22,659</u>	<u>22,776</u>	0
*Transfers To Other Funds	<u>22,243</u>	<u>22,474</u>	<u>22,659</u>	<u>22,659</u>	<u>22,776</u>	<u>0</u>

(208) Ella Sharp Park Operating Fund

PURPOSE - The Ella W. Sharp Park Operating Fund is used to record the revenues and expenditures related to operating and maintaining the Ella W. Sharp Park Golf Course and Ella W. Sharp Park.

CHARACTER - The will of Mrs. Ella W. Sharp converted 400 acres of her farm into a park known as Ella W. Sharp Park. The balance of her estate was converted to investments whose income is to be used for beautifying and maintaining the park. The principal amount of her estate is maintained in the Ella W. Sharp Park Endowment Fund (718) and the earnings are transferred to the Ella W. Sharp Park Operating Fund. Additional revenues are generated from the operation of the Ella W. Sharp Park Golf Course and, effective with the 1995/96 fiscal year, the operation of the Ella W. Sharp Park Mini-Golf Course located within the Park.

AUTHORITY - The Ella W. Sharp Park Operating Fund was established indirectly on December 15, 1970, by a City Commission resolution which required that "All revenues derived from the Ella Sharp Trust Fund and the Ella Sharp Park Golf Course shall be used for the operation, maintenance and development of Ella Sharp Park".



City of Jackson Fiscal Year 2012/13 Proposed Budget Analysis of Changes in Fund Balance

Fund 208 Ella W. Sharp Park Operating Fund

	2009/10 Actual	2010/11 Actual	2011/12 Budget	2011/12 Projected	2012/13 Proposed	2012/13 Adopted
Revenues:						
General	538,837	569,941	539,950	539,025	560,700	0
Mini-Golf Course	123,518	108,273	138,000	127,800	132,000	0
	662,355	678,214	677,950	666,825	692,700	0
Expenditures:						
Mini-Golf Course	37,430	32,781	50,917	36,893	53,190	0
Parks & Recreation	626,324	641,826	623,150	629,800	637,089	0
	663,754	674,607	674,067	666,693	690,279	0
Excess of Revenues Over (Under)						
Expenditures	(1,399)	3,607	3,883	132	2,421	0
Fund Balance - Beginning of Year	9,325	7,926	11,533	11,533	11,665	11,665
Fund Balance - End of Year	7,926	11,533	15,416	11,665	14,086	11,665

City of Jackson
Fiscal Year 2012/13 Proposed Budget
Revenue Detail

Fund 208 Ella W. Sharp Park Operating Fund

Account Description	2009/10 Actual	2010/11 Actual	2011/12 Budget	2011/12 Projected	2012/13 Proposed	2012/13 Adopted
<u>Dept 000 General (Incl. Golf Course):</u>						
208-000-000-643.000 Golf Balls-Tees-Pullcarts	4,852	4,299	6,000	5,600	6,000	
208-000-000-644.000 Merchandise	26,044	21,353	38,000	24,000	35,000	
208-000-000-646.000 Golf Cart Rental	104,443	102,560	125,000	116,000	126,000	
208-000-000-651.001 Golf Fees	257,998	228,203	285,000	240,000	290,000	
208-000-000-664.000 Interest	110	18	100	100	100	
208-000-000-685.677 Insurance Refund - W/C	16,770	15,800	15,800	15,800	15,800	
208-000-000-698.000 Miscellaneous	9,798	6,984	10,000	8,600	10,000	
208-000-000-699.101 Contribution - General Fund	78,000	150,000	15,000	88,000	35,000	
208-000-000-699.718 Cont.-Sharp Pk. Endow. Fd.	40,822	40,724	45,050	40,925	42,800	
	<u>538,837</u>	<u>569,941</u>	<u>539,950</u>	<u>539,025</u>	<u>560,700</u>	<u>0</u>
<u>Dept 584 Sharp Park Mini-Golf Course:</u>						
208-584-000-644.000 Merchandise	10,476	10,013	14,500	10,000	12,000	
208-584-000-651.001 Golf Fees	113,042	98,260	123,500	117,800	120,000	
	<u>123,518</u>	<u>108,273</u>	<u>138,000</u>	<u>127,800</u>	<u>132,000</u>	<u>0</u>
Total Revenues	<u><u>662,355</u></u>	<u><u>678,214</u></u>	<u><u>677,950</u></u>	<u><u>666,825</u></u>	<u><u>692,700</u></u>	<u><u>0</u></u>

City of Jackson
Fiscal Year 2012/13 Proposed Budget
Expenditure Detail

Fund 208 Ella W. Sharp Park Operating Fund
Dept 584 Mini-Golf Course

Account Description	2009/10 Actual	2010/11 Actual	2011/12 Budget	2011/12 Projected	2012/13 Proposed	2012/13 Adopted
Personal Services:						
208-584-000-707.000 Wages-Temporary	22,837	19,553	27,965	21,500	28,720	
208-584-000-715.000 Employers FICA	1,751	1,476	2,139	1,634	2,197	
208-584-000-724.000 Unemployment Comp.	325	483	2,928	772	1,031	
208-584-000-724.001 Workers Compensation	526	444	643	495	661	
	<u>25,439</u>	<u>21,956</u>	<u>33,675</u>	<u>24,401</u>	<u>32,609</u>	<u>0</u>
Material And Supplies:						
208-584-000-745.000 Program Supplies	4,183	4,338	6,500	4,500	6,000	
208-584-000-778.000 Equipment Maint Supplies	0	0	1,000	0	1,000	
	<u>4,183</u>	<u>4,338</u>	<u>7,500</u>	<u>4,500</u>	<u>7,000</u>	<u>0</u>
Contractual And Other:						
208-584-000-818.584 Cont. Serv. - Mini-Golf Imp.	0	0	1,000	1,000	5,000	
208-584-000-853.000 Telephone	1,241	736	1,000	750	1,000	
208-584-000-914.000 Insurance	246	242	242	242	81	
208-584-000-920.000 Utilities	5,770	5,509	6,500	6,000	6,500	
208-584-000-933.000 Equipment Maintenance	551	0	1,000	0	1,000	
	<u>7,808</u>	<u>6,487</u>	<u>9,742</u>	<u>7,992</u>	<u>13,581</u>	<u>0</u>
Mini-Golf Course	<u>37,430</u>	<u>32,781</u>	<u>50,917</u>	<u>36,893</u>	<u>53,190</u>	<u>0</u>

City of Jackson
Fiscal Year 2012/13 Proposed Budget
Personnel Schedule

Class Grade Position	# Positions		Budgeted Salaries & Wages
	Permanent	Temporary	
<i>Department: Mini-Golf Course</i>			
<i>Fund-Activity: 208-584</i>			
PT Part Time - Recreation		9	28,720

City of Jackson
Fiscal Year 2012/13 Proposed Budget
Personnel Schedule

Class Grade	Position	# Positions		Budgeted Salaries & Wages
		Permanent	Temporary	
<i>Department: Parks & Recreation</i>				
<i>Fund-Activity: 208-691</i>				
012	Superintendent of Ella Sharp Park	1		75,408
305	Maintenance Worker II	1		37,506
306	Greenskeeper	1		46,672
PT	Part Time - Recreation		28	135,000
		<u>3</u>	<u>28</u>	294,586
Less: Allocations to 101-697:				
		Superintendent of Ella Sharp Park (1/3)		-25,136
		Maintenance Worker II (1/3)		-12,502
Activity Total				<u><u>256,948</u></u>

City of Jackson
Fiscal Year 2012/13 Proposed Budget
Expenditure Detail

Fund 208 Ella W. Sharp Park Operating Fund
Dept 691 Parks And Recreation

Account Description	2009/10 Actual	2010/11 Actual	2011/12 Budget	2011/12 Projected	2012/13 Proposed	2012/13 Adopted
Personal Services:						
208-691-000-702.000 Termination Pay	0	20,072	0	0	0	
208-691-000-706.000 Salaries and Wages	160,655	149,776	122,383	117,053	121,948	
208-691-000-707.000 Wages-Temporary	139,543	133,237	150,180	150,180	135,000	
208-691-000-709.000 Overtime	9,006	9,886	8,000	9,000	8,500	
208-691-000-715.000 Employers FICA	23,659	23,848	20,851	20,500	19,657	
208-691-000-719.000 Health Insurance	21,393	23,889	14,392	24,000	16,601	
208-691-000-719.678 RX Drug Insurance	3,911	5,011	4,700	4,700	0	
208-691-000-719.679 Health Insurance Deductible	0	0	10,000	2,000	3,746	
208-691-000-722.000 Pension-General	12,927	13,798	10,461	11,900	12,098	
208-691-000-724.000 Unemployment Comp.	2,634	4,529	6,953	5,100	5,644	
208-691-000-724.001 Workers Compensation	7,055	7,061	6,269	6,150	5,910	
208-691-000-725.000 Other Fringe Benefits	1,863	1,603	2,343	1,930	1,924	
	382,646	392,710	356,532	352,513	331,028	0
Material and Supplies:						
208-691-000-745.000 Program Supplies	13,498	9,830	10,000	10,000	10,000	
208-691-000-745.002 Program Supplies for Resale	85,243	84,797	90,000	85,000	85,000	
208-691-000-751.000 Gasoline	21,157	23,845	23,000	25,000	25,000	
208-691-000-758.000 Laundry	1,871	972	2,000	2,000	2,000	
208-691-000-776.000 Custodial Supplies	2,402	2,796	2,500	2,500	2,500	
208-691-000-778.000 Equipment Maint Supplies	25,363	24,999	25,000	25,000	25,000	
208-691-000-783.000 Seed and Sod	27,830	31,439	35,000	35,000	35,000	
	177,364	178,678	187,500	184,500	184,500	0
Contractual and Other:						
208-691-000-810.000 EPAY Costs	4,672	5,771	4,500	6,000	6,000	
208-691-000-818.000 Contractual Services	5,887	6,527	5,887	6,720	29,950	
208-691-000-853.000 Telephone	4,552	4,706	4,800	4,800	4,800	
208-691-000-914.000 Insurance	5,503	5,329	5,329	5,611	5,611	
208-691-000-920.000 Utilities	22,502	23,162	24,000	39,500	39,500	
208-691-000-931.000 Building Maintenance	2,596	3,898	4,500	4,500	7,500	
208-691-000-933.000 Equipment Maintenance	5,157	1,143	7,000	3,500	5,000	
208-691-000-939.000 Vehicle Maintenance	1,803	1,900	3,000	2,000	3,000	
208-691-000-941.000 Rentals	911	1,029	1,100	1,100	1,200	
208-691-000-944.661 Equipment Rental - MP	12,381	16,003	16,002	16,056	16,000	
	65,964	69,468	76,118	89,787	118,561	0
Capital Outlay:						
208-691-000-974.690 Land Imp.-Forestry	350	970	3,000	3,000	3,000	
	350	970	3,000	3,000	3,000	0
Parks And Recreation	626,324	641,826	623,150	629,800	637,089	0

(210) Land Acquisition Fund

PURPOSE- The Land Acquisition Fund is used to record the sale and acquisition of various properties (non tax reverted) and other land of within the City.

CHARACTER- Initial funding is comprised of a transfer from the General Fund. In addition, the sale of City properties (non tax reverted) will be deposited into this Fund from year to year. These funds will be used to acquire various properties (non tax reverted) and other land of within the City.

AUTHORITY - The Land Acquisition Fund was established as part of the Annual Budget Resolution of the City Council adopted May 28, 2002.

City of Jackson Fiscal Year 2012/13 Proposed Budget Analysis of Changes in Fund Balance

Fund 210 Land Acquisition Fund

	2009/10 Actual	2010/11 Actual	2011/12 Budget	2011/12 Projected	2012/13 Proposed	2012/13 Adopted
Revenues	50,000	40,000	50,000	40,000	40,000	0
Expenditures	48,410	39,933	50,000	40,000	40,000	0
Excess of Revenues Over (Under) Expenditures	1,590	67	0	0	0	0
Fund Balance - Beginning of Year	45	1,635	1,702	1,702	1,702	1,702
Fund Balance - End of Year	1,635	1,702	1,702	1,702	1,702	1,702

City of Jackson
Fiscal Year 2012/13 Proposed Budget
Revenue Detail

Fund 210 Land Acquisition Fund

Account Description	2009/10 Actual	2010/11 Actual	2011/12 Budget	2011/12 Projected	2012/13 Proposed	2012/13 Adopted
210-000-000-664.000 Interest	0	0	0	0	0	
210-000-000-673.001 Sale Of Fixed Assets-Land	0	0	0	0	0	
210-000-000-699.245 Contrib. - PIF Fund	50,000	40,000	50,000	40,000	40,000	
Total Revenues	50,000	40,000	50,000	40,000	40,000	0

Expenditure Detail

Fund 210 Land Acquisition Fund
Dept 736 Acquisition

Account Description	2009/10 Actual	2010/11 Actual	2011/12 Budget	2011/12 Projected	2012/13 Proposed	2012/13 Adopted
Contractual And Other:						
210-736-000-818.000 Contractual Service	0	0	0	0	0	
210-736-000-956.001 Contingency	0	0	0	0	0	
	0	0	0	0	0	0
Capital Outlay:						
210-736-000-973.000 Land Acquisition	0		0			
210-736-000-976.212 Buildings-Consumers Energy	48,410	39,933	50,000	40,000	40,000	
	48,410	39,933	50,000	40,000	40,000	0
Total Expenditures	48,410	39,933	50,000	40,000	40,000	0

(211) Housing Initiative Fund

PURPOSE- The Housing Initiative Fund is used to record the acquisition of tax reverted properties and other land within the City for renovation, development and subsequent sale as private residences.

CHARACTER- Initial funding is comprised of a transfer from the Sale of Land Fund on July 1, 2003. In addition, donations from private sources as well as the subsequent sale proceeds from these City properties will be deposited into this Fund from year to year. These funds will be then be used to acquire various tax reverted properties and other land within the City. It is anticipated that sales of the properties acquired an renovated will provide funds for additional acquisitions each fiscal year.

AUTHORITY - The Housing Initiative Fund will be established as part of the 2003/04 Annual Budget Resolution of the City Council to be adopted May 27, 2003.

City of Jackson Fiscal Year 2012/13 Proposed Budget Analysis of Changes in Fund Balance

Fund 211 Housing Initiative Fund

	2009/10 Actual	2010/11 Actual	2011/12 Budget	2011/12 Projected	2012/13 Proposed	2012/13 Adopted
Revenues	3,275	11,960	15,000	35	0	0
Expenditures	6,595	3,372	15,000	8,676	0	0
Excess of Revenues Over (Under) Expenditures	(3,320)	8,588	0	(8,641)	0	0
Fund Balance - Beginning of Year	3,373	53	8,641	8,641	0	0
Fund Balance - End of Year	53	8,641	8,641	0	0	0

City of Jackson
Fiscal Year 2012/13 Proposed Budget
Revenue Detail

Fund 211 Housing Initiative Fund

Account Description	2009/10 Actual	2010/11 Actual	2011/12 Budget	2011/12 Projected	2012/13 Proposed	2012/13 Adopted
211-000-000-664.000 Interest	0	19	0	35	0	
211-000-000-673.001 Sale Of Fixed Assets-Land	475	11,941	15,000	0	0	
211-000-000-699.101 Contrib. - General Fund	2,800	0	0	0	0	
Total Revenues	3,275	11,960	15,000	35	0	0

Expenditure Detail

Fund 211 Housing Initiative Fund
Dept 736 Acquisition


Account Description	2009/10 Actual	2010/11 Actual	2011/12 Budget	2011/12 Projected	2012/13 Proposed	2012/13 Adopted
Contractual And Other:						
211-736-000-818.000 Contractual Service	0	0	0	0	0	
211-736-000-914.000 Insurance	529	577	500	1,032	0	
211-736-000-920.000 Utilities	1,282	422	500	0	0	
211-736-000-930.000 Repairs and Maintenance	794	20	500	0	0	
211-736-000-959.000 Property Taxes	3,990	970	1,000	781	0	
211-736-000-999.101 Contribution - General Fund	0	1,383	12,500	6,863	0	
	6,595	3,372	15,000	8,676	0	0
Capital Outlay:						
211-736-000-973.000 Land Acquisition	0	0	0	0	0	
211-736-000-974.000 Land Improvements	0	0	0	0	0	
	0	0	0	0	0	0
Total Expenditures	6,595	3,372	15,000	8,676	0	0

(245) Public Improvement Fund

PURPOSE - The Public Improvement Fund was established to account for tax revenue set aside for municipal public improvements.

CHARACTER - As provided for Section 14.1 of the City Charter, the "annual tax levy shall not exceed ... two mills for public improvements upon the taxable value of all real and personal property subject to taxation in the city ...".

AUTHORITY - The Public Improvement Fund was initially established on July 1, 1950, through authority provided by the City Charter. The City Charter was revised by referendum effective December 1, 1997 with continued provision of the two mill levy for public improvements.



City of Jackson Fiscal Year 2012/13 Proposed Budget Analysis of Changes in Fund Balance

Fund 245 Public Improvement Fund

	2009/10 Actual	2010/11 Actual	2011/12 Budget	2011/12 Projected	2012/13 Proposed	2012/13 Adopted
Revenues	1,174,476	1,118,988	1,057,500	1,048,800	1,023,300	0
Expenditures	991,602	883,853	1,145,597	1,275,542	1,264,621	0
Excess of Revenues Over (Under) Expenditures	182,874	235,135	(88,097)	(226,742)	(241,321)	0
Fund Balance - Beginning of Year	436,640	619,514	854,649	854,649	627,907	627,907
Fund Balance - End of Year	619,514	854,649	766,552	627,907	386,586	627,907

City of Jackson
Fiscal Year 2012/13 Proposed Budget
Revenue Detail

Fund 245 Public Improvement Fund

Account Description	2009/10 Actual	2010/11 Actual	2011/12 Budget	2011/12 Projected	2012/13 Proposed	2012/13 Adopted
245-000-000-403.000 Current Property Taxes	1,157,497	1,105,098	1,039,000	1,035,000	1,009,000	
245-000-000-424.000 Payments In Lieu Of Taxes	6,563	6,216	6,500	6,300	6,300	
245-000-000-664.000 Interest	10,416	7,674	12,000	7,500	8,000	
Total Revenues	1,174,476	1,118,988	1,057,500	1,048,800	1,023,300	0

Expenditure Detail

Fund 245 Public Improvement Fund
Dept 245 Public Improvements-General

Account Description	2009/10 Actual	2010/11 Actual	2011/12 Budget	2011/12 Projected	2012/13 Proposed	2012/13 Adopted
Contractual and Other:						
245-245-000-956.001 Contingency	0	0	0	0	0	
245-245-000-962.000 Uncollectible Accounts	0	2,686	3,000	10,000	3,000	
245-245-000-999.202 Cont.-Major St. Fund	678,085	546,889	459,740	573,082	529,109	
245-245-000-999.203 Cont.-Local St. Fund	11,706	20,675	9,497	2,000	175,000	
245-245-000-999.210 Cont.-Land Acq. Fund	50,000	40,000	50,000	40,000	40,000	
245-245-000-999.368 Rental - Building Auth. D/S	128,934	128,783	133,360	133,360	132,512	
245-245-000-999.401 Contrib.- Capital Projects Fd.	49,477	70,349	465,000	465,000	375,000	
245-245-000-999.583 Contrib.- SP Golf Prac.Ctr. F.	12,750	10,000	10,000	10,000	10,000	
	930,952	819,382	1,130,597	1,233,442	1,264,621	0
Capital Outlay:						
245-245-000-974.446 Storm Drain Construction	7,531	9,495	0	0	0	
245-245-000-976.011 City Hall Improvements	4,654	13,937	15,000	42,100	0	
245-245-000-985.001 Vehicles - Fire Truck	26,102	14,726	0	0	0	
245-245-000-991.698 Nixon Inst. Cont - Principal	20,000	25,000	0	0	0	
245-245-000-995.698 Nixon Inst. Cont - Interest	2,363	1,313	0	0	0	
	60,650	64,471	15,000	42,100	0	0
Public Improvements-General	991,602	883,853	1,145,597	1,275,542	1,264,621	0
Total Expenditures	991,602	883,853	1,145,597	1,275,542	1,264,621	0

(249) Building Department Fund

PURPOSE - This Fund is used to account for revenues earmarked for building construction code activities.

CHARACTER - This Fund is used to account for the receipts and expenditures related to the cost of operating the Building Inspection Department under the provisions of the State Construction Code Act. This Department is responsible for issuing building permits, examining plans and specifications, inspecting construction before issuing building permits, and issuing certificates of use and occupancy.

Section 22 of the Act requires that the legislative body of the local government establish "reasonable fees" which "bear a reasonable relationship" to the cost of operating the Building Inspection Department. The use of fees generated under this Act can only be used for the Building Inspection Department, the Construction Board of Appeals, or both, and shall not be used for any other purpose. The primary source of revenue is fees (user charges) collected in compliance with the State Construction Act.

AUTHORITY - This Fund is required by Public Act 230 of 1972, MCL Section 125.1522 to 125.1531, as amended by PA 245 of 1999.

City of Jackson Fiscal Year 2012/13 Proposed Budget Analysis of Changes in Fund Balance

Fund 249 Building Department Fund

	2009/10 Actual	2010/11 Actual	2011/12 Budget	2011/12 Projected	2012/13 Proposed	2012/13 Adopted
Revenues	418,160	461,708	554,520	518,610	589,475	0
Expenditures	418,008	445,111	556,911	536,412	589,376	0
Excess of Revenues Over (Under) Expenditures	152	16,597	(2,391)	(17,802)	99	0
Fund Balance - Beginning of Year	1,053	1,205	17,802	17,802	0	0
Fund Balance - End of Year	1,205	17,802	15,411	0	99	0

City of Jackson
Fiscal Year 2012/13 Proposed Budget
Revenue Detail

Fund 249 Building Department Fund

Account Description	2009/10 Actual	2010/11 Actual	2011/12 Budget	2011/12 Projected	2012/13 Proposed	2012/13 Adopted
249-000-000-477.000 Building	142,920	146,348	182,520	136,250	150,000	
249-000-000-478.000 Electrical	53,409	75,289	73,000	71,700	75,000	
249-000-000-479.000 Heating	41,834	72,070	86,000	55,925	60,000	
249-000-000-480.000 Plumbing	23,969	35,643	38,000	29,000	35,000	
249-000-000-482.000 Plan Reviews	9,837	15,214	20,000	9,225	10,000	
249-000-000-483.000 Rehab Permit Fees	1,685	1,080	1,000	500	1,000	
249-000-000-608.000 Code Enforcement-Housing	6,409	11,070	10,000	1,900	2,500	
249-000-000-608.001 Code Enforcement-Other	4,185	18,720	13,000	8,175	15,000	
249-000-000-608.002 Dangerous Building Fees	6,925	21,365	15,000	13,000	20,000	
249-000-000-647.000 Printed Material	40	64	0	25	0	
249-000-000-664.000 Interest	3,943	6,301	4,000	11,250	7,500	
249-000-000-683.000 Building Demolitions	46,387	39,565	100,000	100,000	100,000	
249-000-000-685.677 Insurance Refund-W/C	5,106	4,250	0	0	0	
249-000-000-698.000 Miscellaneous	11,701	11,689	10,000	10,000	12,000	
249-000-000-698.002 Building Board Appeal Fees	1,700	1,840	2,000	1,700	2,000	
249-000-000-698.249 Miscellaneous	110	1,200	0	650	100	
249-000-000-699.101 Contribution - General Fund	58,000	0	0	69,310	99,375	
	418,160	461,708	554,520	518,610	589,475	0

City of Jackson
Fiscal Year 2012/13 Proposed Budget
Personnel Schedule

Class Grade	Position	# Positions		Budgeted Salaries & Wages
		Permanent	Temporary	
<i>Department: Building Department - Inspection</i>				
<i>Fund-Activity: 249-371</i>				
009	Records Management Coordinator	1		50,160
010	Building Inspector	1		55,991
010	Plumbing & Mechanical Inspector	1		51,973
013	Chief Building Inspector	1		71,141
306	Property Code Technician	1		33,601
PT	Intern		1	14,208
		5	1	277,074
Add:	1/4 Deputy City Manager/Dir. Comm. Dev. from CDBG			28,147
	Retiree Health Insurance Stipend			16,800
Less:	1/2 Records Management Coordinator to CDBG			-25,080
	1/2 Property Code Technician to CDBG			-16,800
	1/2 Intern to CDBG			-7,104
Activity Total				273,037

City of Jackson
Fiscal Year 2012/13 Proposed Budget
Expenditure Detail

Fund 249 Building Department Fund
Dept 371 Inspection

Account Description	2009/10 Actual	2010/11 Actual	2011/12 Budget	2011/12 Projected	2012/13 Proposed	2012/13 Adopted
Personal Services:						
249-371-000-702.000 Termination Pay	936	1,918	0	0	0	
249-371-000-706.000 Salaries and Wages	254,330	247,463	262,319	242,545	265,933	
249-371-000-707.000 Wages-Temporary	805	0	0	6,605	7,104	
249-371-000-709.000 Overtime	98	0	0	0	0	
249-371-000-715.000 Employers FICA	19,761	18,925	20,072	19,465	20,891	
249-371-000-719.000 Health Insurance	32,634	34,639	27,950	24,620	39,600	
249-371-000-719.678 RX Drug Insurance	5,422	6,794	7,510	3,740	0	
249-371-000-719.679 Health Insurance Deductible	0	0	15,000	2,180	7,205	
249-371-000-722.000 Pension-General	17,489	19,619	20,927	21,520	21,924	
249-371-000-724.000 Unemployment	941	1,715	1,739	1,695	1,625	
249-371-000-724.001 Workers Compensation	1,857	1,700	1,689	1,860	1,867	
249-371-000-725.000 Other Fringe Benefits	2,568	1,606	4,530	2,175	4,090	
	<u>336,841</u>	<u>334,379</u>	<u>361,736</u>	<u>326,405</u>	<u>370,239</u>	<u>0</u>
Material and Supplies:						
249-371-000-726.000 Office Supplies	5,178	4,283	4,500	7,175	5,500	
249-371-000-737.000 Publications	1,241	1,554	750	750	750	
249-371-000-751.000 Gasoline	1,652	2,134	2,000	3,100	3,500	
	<u>8,071</u>	<u>7,971</u>	<u>7,250</u>	<u>11,025</u>	<u>9,750</u>	<u>0</u>
Contractual and Other:						
249-371-000-719.001 Health Insurance - Retirees	0	13,559	8,185	18,515	21,675	
249-371-000-818.000 Contractual Services	13,334	7,464	9,675	10,000	10,000	
249-371-000-818.004 Building Demolitions	42,175	63,504	100,000	100,000	100,000	
249-371-000-853.000 Telephone	2,348	2,082	2,000	3,450	3,120	
249-371-000-873.000 Travel	698	898	1,300	1,300	1,825	
249-371-000-900.000 Printing & Publishing	3,019	3,981	5,000	5,100	5,000	
249-371-000-934.000 Office Equipment Maintenan	76	0	250	250	250	
249-371-000-935.000 Software Maintenance	3,186	3,163	3,325	3,325	3,865	
249-371-000-939.000 Vehicle Maintenance	1,287	2,130	1,850	1,500	2,415	
249-371-000-943.000 Equipment Rental - MP	4,589	4,589	4,590	4,642	21,562	
249-371-000-958.000 Memberships & Dues	913	474	700	700	1,700	
249-371-000-960.000 Education & Training	1,476	917	1,100	1,100	2,550	
249-371-000-962.000 Uncollectible Accounts	-5	0	30,000	40,000	30,000	
	<u>73,096</u>	<u>102,761</u>	<u>167,975</u>	<u>189,882</u>	<u>203,962</u>	<u>0</u>
Capital Outlay:						
249-371-000-983.000 Office Equipment	0	0	1,500	0	3,425	
249-371-000-984.000 Software - BS&A Upgrade	0	0	18,450	9,100	2,000	
	<u>0</u>	<u>0</u>	<u>19,950</u>	<u>9,100</u>	<u>5,425</u>	<u>0</u>
Building Inspection	<u>418,008</u>	<u>445,111</u>	<u>556,911</u>	<u>536,412</u>	<u>589,376</u>	<u>0</u>

(251) Housing Code Enforcement Fund

PURPOSE - This Fund is used to account for revenues earmarked for housing code enforcement activities.

CHARACTER - This Fund is used to account for the receipts and expenditures related to the cost of operating and enforcing the Housing Code by the Community Development Department under the provisions of the City Ordinance Number 2012.3. This Department is responsible for the registrations on non-owner occupied residential structures or units and the related inspections of these structures or units to ensure they meet the requirements of Chapter 14 of the Housing Code.

Section 22 of the Act requires that the legislative body of the local government establish "reasonable fees" which "bear a reasonable relationship" to the cost of operating the Building Inspection Department. The use of fees generated under this Act can only be used for the Building Inspection Department, the Construction Board of Appeals, or both, and shall not be used for any other purpose. The primary source of revenue is fees (user charges) collected in compliance with the State Construction Act.

AUTHORITY - This Fund is required by Public Act 230 of 1972, MCL Section 125.1522 to 125.1531, as amended by PA 245 of 1999.

City of Jackson Fiscal Year 2012/13 Proposed Budget Analysis of Changes in Fund Balance

Fund 251 Housing Code Enforcement Fund

	2009/10 Actual	2010/11 Actual	2011/12 Budget	2011/12 Projected	2012/13 Proposed	2012/13 Adopted
Revenues	0	0	0	0	861,250	0
Expenditures	0	0	0	0	861,250	0
Excess of Revenues Over (Under) Expenditures	0	0	0	0	0	0
Fund Balance - Beginning of Year	0	0	0	0	0	0
Fund Balance - End of Year	0	0	0	0	0	0

City of Jackson
Fiscal Year 2012/13 Proposed Budget
Revenue Detail

Fund 251 Housing Code Enforcement Fund

Account Description	2009/10 Actual	2010/11 Actual	2011/12 Budget	2011/12 Projected	2012/13 Proposed	2012/13 Adopted
251-000-000-607.001 Rental Registry Fees	0	0	0	0	157,250	
251-000-000-607.002 Foreclosure Reg. Fees	0	0	0	0	15,000	
251-000-000-607.003 Property Monitoring Fees	0	0	0	0	60,000	
251-000-000-608.000 CE - Housing	0	0	0	0	629,000	
251-000-000-664.000 Interest	0	0	0	0	0	
251-000-000-698.000 Miscellaneous	0	0	0	0	0	
	<u>0</u>	<u>0</u>	<u>0</u>	<u>0</u>	<u>861,250</u>	<u>0</u>

City of Jackson
Fiscal Year 2012/13 Proposed Budget
Personnel Schedule

Class Grade	Position	# Positions		Budgeted Salaries & Wages
		Permanent	Temporary	
<i>Department: Housing Code Enforcement - Inspection</i>				
<i>Fund-Activity: 251-371</i>				
006	Administrative Secretary II	2		61,384
010	Code Enforcement Officer	5		214,113
		<u>7</u>		<u>275,497</u>
Add:	1/4 Deputy City Manager/Dir. Comm. Dev. from CDBG			28,147
	Part-Time Community Relations Liaison			24,960
	1/4 Accounting Manager			16,367
				<u><u>344,971</u></u>

City of Jackson
Fiscal Year 2012/13 Proposed Budget
Expenditure Detail

Fund 251 Housing Code Enforcement Fund
Dept 371 Inspection

Account Description	2009/10 Actual	2010/11 Actual	2011/12 Budget	2011/12 Projected	2012/13 Proposed	2012/13 Adopted
Personal Services:						
251-371-000-706.000 Salaries and Wages	0	0	0	0	344,971	
251-371-000-715.000 Employers FICA	0	0	0	0	26,395	
251-371-000-719.000 Health Insurance	0	0	0	0	87,004	
251-371-000-719.679 Health Insurance Deductible	0	0	0	0	16,730	
251-371-000-722.000 Pension-General	0	0	0	0	28,956	
251-371-000-724.000 Unemployment	0	0	0	0	2,703	
251-371-000-724.001 Workers Compensation	0	0	0	0	2,284	
251-371-000-725.000 Other Fringe Benefits	0	0	0	0	6,562	
	<u>0</u>	<u>0</u>	<u>0</u>	<u>0</u>	<u>515,605</u>	<u>0</u>
Material and Supplies:						
251-371-000-726.000 Office Supplies	0	0	0	0	17,000	
251-371-000-737.000 Publications	0	0	0	0	2,500	
251-371-000-751.000 Gasoline	0	0	0	0	8,750	
251-371-000-754.000 Photocopying	0	0	0	0	5,000	
	<u>0</u>	<u>0</u>	<u>0</u>	<u>0</u>	<u>33,250</u>	<u>0</u>
Contractual and Other:						
251-371-000-818.000 Contractual Services	0	0	0	0	112,500	
251-371-000-853.000 Telephone	0	0	0	0	6,600	
251-371-000-873.000 Travel	0	0	0	0	10,000	
251-371-000-900.000 Printing & Publishing	0	0	0	0	12,500	
251-371-000-914.000 Insurance	0	0	0	0	7,500	
251-371-000-934.000 Office Equipment Maintenan	0	0	0	0	1,000	
251-371-000-935.000 Software Maintenance	0	0	0	0	5,000	
251-371-000-939.000 Vehicle Maintenance	0	0	0	0	3,200	
251-371-000-943.000 Equipment Rental - MP	0	0	0	0	40,000	
251-371-000-958.000 Memberships & Dues	0	0	0	0	2,800	
251-371-000-960.000 Education & Training	0	0	0	0	8,500	
251-371-000-962.000 Uncollectible Accounts	0	0	0	0	54,620	
251-371-000-963.000 Miscellaneous	0	0	0	0	5,000	
	<u>0</u>	<u>0</u>	<u>0</u>	<u>0</u>	<u>269,220</u>	<u>0</u>
Capital Outlay:						
251-371-000-983.000 Office Equipment	0	0	0	0	33,975	
249-371-000-984.000 Software - FieldInspection.net	0	0	0	0	9,200	
	<u>0</u>	<u>0</u>	<u>0</u>	<u>0</u>	<u>43,175</u>	<u>0</u>
Housing Code Enforcement	<u>0</u>	<u>0</u>	<u>0</u>	<u>0</u>	<u>861,250</u>	<u>0</u>

(252) Building Demolitions Fund

PURPOSE - This Fund is used to account for revenues earmarked for building demolition expenditures that are not otherwise funded with Brownfield Redevelopment or CDBG monies.

CHARACTER - This Fund is used to account for the receipts and expenditures related to the cost of demolitions determined to be necessary by the Building Inspection Department under the provisions of the State Construction Code Act.

AUTHORITY - This Fund was established by Resolution adopted by the City Council on March 13, 2012.

City of Jackson Fiscal Year 2012/13 Proposed Budget Analysis of Changes in Fund Balance

Fund 252 Building Demolitions Fund

	2009/10 Actual	2010/11 Actual	2011/12 Budget	2011/12 Projected	2012/13 Proposed	2012/13 Adopted
Revenues	0	0	225,000	225,000	500,000	0
Expenditures	0	0	225,000	225,000	500,000	0
Excess of Revenues Over (Under) Expenditures	0	0	0	0	0	0
Fund Balance - Beginning of Year	0	0	0	0	0	0
Fund Balance - End of Year	0	0	0	0	0	0

City of Jackson
Fiscal Year 2012/13 Proposed Budget
Personnel Schedule

Class Grade	Position	# Positions		Budgeted Salaries & Wages
		Permanent	Temporary	
<i>Department: Building Demolitions - Inspection</i>				
<i>Fund-Activity: 252-371</i>				
25%	Deputy City Manager/Dir. Comm. Dev. from CDBG			28,147
15%	Planning Director			8,314
				36,461

City of Jackson
Fiscal Year 2012/13 Proposed Budget
Revenue Detail

Fund 252 Building Demolitions Fund

Account Description	2009/10 Actual	2010/11 Actual	2011/12 Budget	2011/12 Projected	2012/13 Proposed	2012/13 Adopted
252-000-000-664.000 Interest	0	0	0	0	0	0
252-000-000-683.000 Building Demolitions	0	0	0	0	0	0
252-000-000-698.000 Miscellaneous	0	0	0	0	0	0
252-000-000-699.101 Contribution from General Fund	0	0	225,000	225,000	500,000	
	0	0	225,000	225,000	500,000	0

Expenditure Detail

Fund 252 Building Demolitions Fund
Dept 371 Inspection

Account Description	2009/10 Actual	2010/11 Actual	2011/12 Budget	2011/12 Projected	2012/13 Requested	2012/13 Proposed
Personal Services:						
252-371-000-706.000 Salaries and Wages	0	0	0	0	36,461	
252-371-000-715.000 Employers FICA	0	0	0	0	2,791	
252-371-000-719.000 Health Insurance	0	0	0	0	1,634	
252-371-000-719.679 Health Insurance Deductible	0	0	0	0	488	
252-371-000-722.000 Pension-General	0	0	0	0	825	
252-371-000-724.000 Unemployment	0	0	0	0	138	
252-371-000-724.001 Workers Compensation	0	0	0	0	52	
252-371-000-725.000 Other Fringe Benefits	0	0	0	0	445	
	0	0	0	0	42,834	0
Material and Supplies:						
252-371-000-726.000 Office Supplies	0	0	0	0	500	
252-371-000-754.000 Photocopying	0	0	0	0	100	
	0	0	0	0	600	0
Contractual and Other:						
252-371-000-818.000 Contractual Services	0	0	2,800	2,800	16,400	
252-371-000-815.004 Building Demolitions	0	0	172,200	172,200	289,166	
252-371-000-853.000 Telephone	0	0	0	0	75	
252-371-000-873.000 Travel	0	0	0	0	425	
252-371-000-900.000 Printing & Publishing	0	0	50,000	50,000	150,000	
252-371-000-962.000 Uncollectible Accounts	0	0	0	0	0	
252-371-000-963.000 Miscellaneous	0	0	0	0	500	
	0	0	225,000	225,000	456,566	0
Building Demolitions	0	0	225,000	225,000	500,000	0

(257) Budget Stabilization Fund

PURPOSE - This Fund is used to account for funds set aside under the provisions of Public Act 30 of 1978, being Section 141.441 to 141.445 of the Compiled Laws of 1979.

CHARACTER - This Fund is classified as a Special Revenue Fund because of the limited uses of the fund assets, as provided in Act 30 of the Public Acts of 1978. The Act provides "... the governing body of the municipality... may appropriate by... a 2/3 vote... of all or part of the surplus in the general fund...". The Act further states that the money in this Fund shall not exceed 15% of the General Fund budget and that interest earned on investments of the fund shall be transferred back to the General Fund. Money in the fund, in general, may be appropriated by 2/3 vote to cover a General Fund deficit, to prevent a reduction in the level of public services or to cover expenses relating to a natural disaster. Money in this Fund cannot be used for general capital improvements.

AUTHORITY - This Fund will be created by the formal adoption (2/3 vote needed) of the budget resolution for fiscal year 1996/97.

City of Jackson Fiscal Year 2012/13 Proposed Budget Analysis of Changes in Fund Balance

Fund 257 Budget Stabilization Fund

	2009/10 Actual	2010/11 Actual	2011/12 Budget	2011/12 Projected	2012/13 Proposed	2012/13 Adopted
Revenues	14,159	9,015	16,000	9,000	10,000	0
Expenditures	14,159	9,015	16,000	9,000	10,000	0
Excess of Revenues Over (Under) Expenditures	0	0	0	0	0	0
Fund Balance - Beginning of Year	1,603,500	1,603,500	1,603,500	1,603,500	1,603,500	1,603,500
Fund Balance - End of Year	1,603,500	1,603,500	1,603,500	1,603,500	1,603,500	1,603,500

City of Jackson
Fiscal Year 2012/13 Proposed Budget
Revenue Detail

Fund 257 Budget Stabilization Fund

Account Description	2009/10 Actual	2010/11 Actual	2011/12 Budget	2011/12 Projected	2012/13 Proposed	2012/13 Adopted
257-000-000-664.000 Interest	14,159	9,015	16,000	9,000	10,000	
Total Revenues	14,159	9,015	16,000	9,000	10,000	0

Expenditure Detail

Fund 257 Budget Stabilization Fund
Dept 999 Contributions to Other Funds

Account Description	2009/10 Actual	2010/11 Actual	2011/12 Budget	2011/12 Projected	2012/13 Proposed	2012/13 Adopted
Contractual And Other:						
257-999-000-999.101 Cont.-General Fund	14,159	9,015	16,000	9,000	10,000	
	14,159	9,015	16,000	9,000	10,000	0
Total Expenditures	14,159	9,015	16,000	9,000	10,000	0

(265) Drug Law Enforcement Fund

PURPOSE - This Fund is used to account for the proceeds from the sale of seized property which has been used in association with controlled substances.

CHARACTER - The sale of forfeited property provides monies which are required, under Article 7 of the Michigan Public Health Code, to be used to enhance law enforcement efforts pertaining to that Article.

AUTHORITY - This Fund is required by the Michigan Department of Treasury and was established by formal budget resolution on June 16, 1987.

City of Jackson Fiscal Year 2012/13 Proposed Budget Analysis of Changes in Fund Balance

Fund 265 Drug Law Enforcement Fund

	2009/10 Actual	2010/11 Actual	2011/12 Budget	2011/12 Projected	2012/13 Proposed	2012/13 Adopted
Revenues	62,477	91,113	31,250	39,689	32,530	0
Expenditures	86,092	84,993	45,517	48,519	43,216	0
Excess of Revenues Over (Under) Expenditures	(23,615)	6,120	(14,267)	(8,830)	(10,686)	0
Fund Balance - Beginning of Year	99,617	76,002	82,122	82,122	73,292	73,292
Fund Balance - End of Year	76,002	82,122	67,855	73,292	62,606	73,292

City of Jackson
Fiscal Year 2012/13 Proposed Budget
Revenue Detail

Fund 265 Drug Law Enforcement Fund

Account Description	2009/10 Actual	2010/11 Actual	2011/12 Budget	2011/12 Projected	2012/13 Proposed	2012/13 Adopted
265-000-000-642.265 Sale Of Property	905	5,235	5,100	26,887	5,300	
265-000-000-664.000 Interest	830	380	450	242	230	
265-000-000-698.000 Miscellaneous	60,742	85,498	25,700	12,560	27,000	
Total Revenues	62,477	91,113	31,250	39,689	32,530	0

Expenditure Detail

Fund 265 Drug Law Enforcement Fund
Dept 333 Drug Enforcement

Account Description	2009/10 Actual	2010/11 Actual	2011/12 Budget	2011/12 Projected	2012/13 Proposed	2012/13 Adopted
Personal Services:						
265-333-000-709.000 Overtime	0	0	0	15,089	13,569	
265-333-000-715.000 Employers FICA	0	0	0	219	197	
265-333-000-722.733 Pension - Police/Fire 345	0	0	0	9,410	8,584	
265-333-000-724.001 Workers Compensation	0	0	0	154	136	
	0	0	0	24,872	22,486	0
Material And Supplies:						
265-333-000-756.000 Miscellaneous Supplies	190	8	3,000	2,450	3,998	
265-333-000-760.000 Narcotic Tracking Dog	0	0	0	2,134	2,370	
	190	8	3,000	4,584	6,368	0
Contractual And Other:						
265-333-000-820.000 Special Investigations	0	0	1,200	1,500	1,000	
265-333-000-823.000 Medical Services	0	0	0	1,100	1,120	
265-333-000-942.000 Bldg. Rental/Lease	5,491	5,491	5,492	5,492	5,492	
265-333-000-955.000 Forfeiture Sale Expense	45	631	250	250	250	
265-333-000-963.000 Miscellaneous	0	0	100	1,354	1,500	
265-333-000-999.270 Cont.- LAWNET Grant Fd	80,366	78,863	35,475	9,367	5,000	
	85,902	84,985	42,517	19,063	14,362	0
Total Expenditures	86,092	84,993	45,517	48,519	43,216	0

(266) Project Safe Neighborhoods Initiative Grant Fund

PURPOSE - This Fund is used to account for the expenditures related to the Project Safe Neighborhoods - Initiative Grant entered into with the U.S. Department of Justice, Bureau of Justice Assistance, through the Detroit Community Justice Partnership (Primary Recipient). The term of the City's sub recipient grant is August 1, 2008 through December 31, 2008, per the Memorandum of Agreement dated January 25, 2008.

CHARACTER - Grant funds will be utilized to aggressively promote the message that all firearm-related violent crimes will be met with strict enforcement, to encourage citizen involvement and to promote gun safety.

AUTHORITY - This Fund was established by formal budget resolution on February 26, 2008.

City of Jackson Fiscal Year 2012/13 Proposed Budget Analysis of Changes in Fund Balance

Fund 266 PSN Initiative Grant Fund

	2009/10 Actual	2010/11 Actual	2011/12 Budget	2011/12 Projected	2012/13 Proposed	2012/13 Adopted
Revenues	26,992	27,369	0	0	0	0
Expenditures	26,992	27,369	0	0	0	0
Excess of Revenues Over (Under) Expenditures	0	0	0	0	0	0
Fund Balance - Beginning of Year	0	0	0	0	0	0
Fund Balance - End of Year	0	0	0	0	0	0

City of Jackson
Fiscal Year 2012/13 Proposed Budget
Revenue Detail

Fund 266 PSN Initiative Grant Fund
Dept 316 PSN - Anti-Gang
Sub. Act. 208 2007/08

Account Description	2009/10 Actual	2010/11 Actual	2011/12 Budget	2011/12 Projected	2012/13 Proposed	2012/13 Adopted
266-316-208-501.000 Federal Grant	24,755	20,673	0	0	0	
Total Revenues	24,755	20,673	0	0	0	0

Expenditure Detail

Fund 266 PSN Initiative Grant Fund
Dept 316 PSN - Anti-Gang
Sub. Act. 208 2007/08

Account Description	2009/10 Actual	2010/11 Actual	2011/12 Budget	2011/12 Projected	2012/13 Proposed	2012/13 Adopted
Personal Services:						
266-316-208-709.000 Overtime	18,093	10,649	0	0	0	
266-316-208-715.000 Employers FICA	240	138	0	0	0	
266-316-208-724.001 Workers Compensation	181	106	0	0	0	
	18,514	10,893	0	0	0	0
Material And Supplies:						
266-317-208-726.000 Office Supplies	945	0	0	0	0	
	945	0	0	0	0	0
Contractual And Other:						
266-316-208-818.000 Contractual Services	5,296	9,780	0	0	0	
	5,296	9,780	0	0	0	0
Total Expenditures	24,755	20,673	0	0	0	0

City of Jackson
Fiscal Year 2012/13 Proposed Budget
Revenue Detail

Fund 266 PSN Initiative Grant Fund
Dept 317 PSN - Anti-Gun
Sub. Act. 208 2007/08

Account Description	2009/10 Actual	2010/11 Actual	2011/12 Budget	2011/12 Projected	2012/13 Proposed	2012/13 Adopted
266-317-208-501.000 Federal Grant	2,237	6,696	0	0	0	
Total Revenues	2,237	6,696	0	0	0	0

Expenditure Detail

Fund 266 PSN Initiative Grant Fund
Dept 317 PSN - Anti-Gun
Sub. Act. 208 2007/08

Account Description	2009/10 Actual	2010/11 Actual	2011/12 Budget	2011/12 Projected	2012/13 Proposed	2012/13 Adopted
Personal Services:						
266-317-208-709.000 Overtime	1,593	2,235	0	0	0	
266-317-208-715.000 Employers FICA	23	30	0	0	0	
266-317-208-724.001 Workers Compensation	16	23	0	0	0	
	1,632	2,288	0	0	0	0
Material And Supplies:						
266-317-208-726.000 Office Supplies	0	0	0	0	0	
	0	0	0	0	0	0
Contractual And Other:						
266-317-208-818.002 Contractual Services	605	976	0	0	0	
266-317-208-873.000 Travel	0	1,137	0	0	0	
266-317-208-960.000 Education and Training	0	2,295	0	0	0	
	605	4,408	0	0	0	0
Total Expenditures	2,237	6,696	0	0	0	0

(268) Byrne JAG Grant Fund

PURPOSE - This Fund is used to account for activity relating to Justice Assistance Grant (JAG) Program which replaces the Byrne Formula and the LLEBG programs with a single funding mechanism that is intended to simplify the administration process for grantees. Rather than the traditional 60/40 split of funds between state and local recipients, as was done in the Byrne Grant, the JAG funding allocation formula is based on population and crime statistics in combination with a minimum allocation to each state and territory.

CHARACTER - JAG funds can be used to pay for personnel, overtime and equipment but can not be used to supplant existing programs. There is no matching requirement. The City's initial JAG Grant will cover the period 7/1/05 through 6/30/08 and be used for communications upgrades in Jackson County as described in the Memorandum of Understanding between the City and County dated April 27, 2005.

AUTHORITY - This Fund is required under the terms of the Grant and will be established with adoption of the Annual Budget Resolution on May 23, 2006.

City of Jackson Fiscal Year 2012/13 Proposed Budget Analysis of Changes in Fund Balance

Fund 268 Byrne JAG Grant Fund

	2009/10 Actual	2010/11 Actual	2011/12 Budget	2011/12 Projected	2012/13 Proposed	2012/13 Adopted
Revenues:						
2009/10 Byrne ARRA JAG Grant	170,261	18,539	0	0	0	0
2009/10 Byrne ARRA JNET Grant	88,267	86,757	167,386	167,386	17,590	0
2009/10 Byrne JAG Grant	35,818	5,451	0	4,677	0	0
2010/11 Byrne JAG Grant	0	23,356	0	21,290	0	0
2011/12 Byrne JAG Grant	0	0	29,343	29,343	0	0
	294,346	134,103	196,729	222,696	17,590	0
Expenditures:						
2009/10 Byrne ARRA JAG Grant	170,261	18,539	0	0	0	0
2009/10 Byrne ARRA JNET Grant	88,267	86,757	167,386	167,386	17,590	0
2009/10 Byrne JAG Grant	35,818	5,451	0	4,677	0	0
2010/11 Byrne JAG Grant	0	23,356	0	21,290	0	0
2011/12 Byrne JAG Grant	0	0	29,343	29,343	0	0
	294,346	134,103	196,729	222,696	17,590	0
Excess of Revenues Over (Under)						
Expenditures	0	0	0	0	0	0
Fund Balance - Beginning of Year	0	0	0	0	0	0
Fund Balance - End of Year	0	0	0	0	0	0

City of Jackson
Fiscal Year 2012/13 Proposed Budget
Revenue Detail

Fund 268 Byrne JAG Grant Fund
Dept 302 ARRA JAG Grant
Sub. Act. 210 2009/10 Byrne Grants

Account Description	2009/10 Actual	2010/11 Actual	2011/12 Budget	2011/12 Projected	2012/13 Proposed	2012/13 Adopted
268-302-210-501.000 Federal Grant	170,261	18,539	0	0	0	
Total Revenues	170,261	18,539	0	0	0	0

Expenditure Detail

Fund 268 Byrne JAG Grant Fund
Dept 302 ARRA JAG Grant
Sub. Act. 210 2009/10 Byrne Grants

Account Description	2009/10 Actual	2010/11 Actual	2011/12 Budget	2011/12 Projected	2012/13 Proposed	2012/13 Adopted
Personal Services:						
268-302-210-706.000 Salaries and Wages	100,340	10,038	0	0	0	
268-302-210-715.000 Employers FICA	1,476	146	0	0	0	
268-302-210-719.000 Health Insurance	15,850	906	0	0	0	
268-302-210-719.678 RX Drug Insurance	3,008	174	0	0	0	
268-302-210-724.000 Unemployment Comp.	314	0	0	0	0	
268-302-210-724.001 Workers Compensation	1,516	151	0	0	0	
268-302-210-725.000 Other Fringe Benefits	690	35	0	0	0	
	123,194	11,450	0	0	0	0
Contractual And Other:						
268-302-210-919.001 Physical Agility Testing	1,460	0	0	0	0	
268-302-210-977.001 Equipment - County	45,607	7,089	0	0	0	
	47,067	7,089	0	0	0	0
Total Expenditures	170,261	18,539	0	0	0	0

City of Jackson
Fiscal Year 2012/13 Proposed Budget
Revenue Detail

Fund 268 Byrne JAG Grant Fund
Dept 302 ARRA JNET Grant
Sub. Act. 212 2009/10 Byrne Grants

Account Description	2009/10 Actual	2010/11 Actual	2011/12 Budget	2011/12 Projected	2012/13 Proposed	2012/13 Adopted
268-302-212-501.000 Federal Grant	88,267	86,757	167,386	167,386	17,590	
Total Revenues	88,267	86,757	167,386	167,386	17,590	0

Expenditure Detail

Fund 268 Byrne JAG Grant Fund
Dept 302 ARRA JAG Grant
Sub. Act. 212 2009/10 Byrne Grants

Account Description	2009/10 Actual	2010/11 Actual	2011/12 Budget	2011/12 Projected	2012/13 Proposed	2012/13 Adopted
Personal Services:						
268-302-212-706.000 Salaries and Wages	67,630	64,476	102,534	102,534	17,071	
268-302-212-709.000 Overtime	5,110	5,932	6,717	6,717	0	
268-302-212-715.000 Employers FICA	1,045	986	1,490	1,490	255	
268-302-212-719.000 Health Insurance	7,837	10,192	40,328	40,328	0	
268-302-212-719.678 RX Drug Insurance	1,361	1,914	4,555	4,555	0	
268-302-212-719.679 Health Deductible	2,006	0	7,455	7,455	0	
268-302-212-724.000 Unemployment Comp.	185	365	366	366	0	
268-302-212-724.001 Workers Compensation	1,068	1,007	1,532	1,532	264	
268-302-212-725.000 Other Fringe Benefits	1,025	885	1,679	1,679	0	
	87,267	85,757	166,656	166,656	17,590	0
Contractual And Other:						
268-302-212-919.001 Physical Agility Testing	1,000	1,000	730	730	0	
	1,000	1,000	730	730	0	0
Total Expenditures	88,267	86,757	167,386	167,386	17,590	0

City of Jackson
Fiscal Year 2012/13 Proposed Budget
Revenue Detail

Fund 268 Byrne JAG Grant Fund
Dept 305 Byrne JAG Grant
Sub. Act. 210 2009/10 Byrne Grants

Account Description	2009/10 Actual	2010/11 Actual	2011/12 Budget	2011/12 Projected	2012/13 Proposed	2012/13 Adopted
268-305-210-501.000 Federal Grant	35,818	5,451	0	4,677	0	
Total Revenues	35,818	5,451	0	4,677	0	0

Expenditure Detail

Fund 268 Byrne JAG Grant Fund
Dept 305 Byrne JAG Grant
Sub. Act. 210 2009/10 Byrne Grants

Account Description	2009/10 Actual	2010/11 Actual	2011/12 Budget	2011/12 Projected	2012/13 Proposed	2012/13 Adopted
Personal Services:						
268-305-210-706.000 Salaries and Wages	25,676	0	0	0	0	
268-305-210-715.000 Employers FICA	366	0	0	0	0	
268-305-210-719.000 Health Insurance	5,518	0	0	0	0	
268-305-210-719.678 RX Drug Insurance	1,052	0	0	0	0	
268-305-210-724.001 Workers Compensation	379	0	0	0	0	
268-305-210-725.000 Other Fringe Benefits	130	0	0	0	0	
	33,121	0	0	0	0	0
Capital Outlay:						
268-305-210-977.001 Equipment - County	2,697	5,451	0	4,677	0	
	2,697	5,451	0	4,677	0	0
Total Expenditures	35,818	5,451	0	4,677	0	0

City of Jackson
Fiscal Year 2012/13 Proposed Budget
Revenue Detail

Fund 268 Byrne JAG Grant Fund
Dept 305 Byrne JAG Grant
Sub. Act. 211 2010/11 Byrne Grants

Account Description	2009/10 Actual	2010/11 Actual	2011/12 Budget	2011/12 Projected	2012/13 Proposed	2012/13 Adopted
268-305-211-501.000 Federal Grant	0	23,356	0	21,290	0	
Total Revenues	0	23,356	0	21,290	0	0

Expenditure Detail

Fund 268 Byrne JAG Grant Fund
Dept 305 Byrne JAG Grant
Sub. Act. 211 2010/11 Byrne Grants

Account Description	2009/10 Actual	2010/11 Actual	2011/12 Budget	2011/12 Projected	2012/13 Proposed	2012/13 Adopted
Capital Outlay:						
268-305-211-977.001 Equipment - County	0	9,310	0	3,139	0	
268-305-211-982.000 Machinery & Equipment	0	14,046	0	18,151	0	
	0	23,356	0	21,290	0	0
Total Expenditures	0	23,356	0	21,290	0	0

City of Jackson
Fiscal Year 2012/13 Proposed Budget
Revenue Detail

Fund 268 Byrne JAG Grant Fund
Dept 305 Byrne JAG Grant
Sub. Act. 212 2011/12 Byrne Grants

Account Description	2009/10 Actual	2010/11 Actual	2011/12 Budget	2011/12 Projected	2012/13 Proposed	2012/13 Adopted
268-305-211-501.000 Federal Grant	0	0	29,343	29,343	0	
Total Revenues	0	0	29,343	29,343	0	0

Expenditure Detail

Fund 268 Byrne JAG Grant Fund
Dept 305 Byrne JAG Grant
Sub. Act. 212 2011/12 Byrne Grants

Account Description	2009/10 Actual	2010/11 Actual	2011/12 Budget	2011/12 Projected	2012/13 Proposed	2012/13 Adopted
Capital Outlay:						
268-305-211-982.000 Machinery & Equipment	0	0	16,786	16,786	0	
268-305-211-983.000 Office Equipment	0	0	12,557	12,557	0	
	0	0	29,343	29,343	0	0
Total Expenditures	0	0	29,343	29,343	0	0

(269) COPS - CHRP Grant Fund

PURPOSE - This Fund is used to account for the COPS - CHRP (COPS Hiring Recovery Program) grant funds that have been applied for by the City of Jackson prior to the deadline of April 14, 2009. In the coming weeks, the COPS Office will be reviewing applications and the City will be notified as to whether they will receive CHRP grant funding no later than September 30, 2009.

CHARACTER - CHRP is a competitive grant program that provides funding directly to law enforcement agencies having primary law enforcement authority to create and preserve jobs and to increase their community policing capacity and crime-prevention efforts. Up to \$1 billion in grant funding will be available for the hiring and rehiring of additional career law enforcement officers. There is no local match requirement for CHRP, but grant funding will be based on current entry-level salary and benefits packages and therefore any additional costs for higher salaries or benefits for particular individuals hired will be the responsibility of the grantee agency. CHRP grants will provide 100 percent funding for approved entry-level salaries and benefits for 3 years (36 months) for newly-hired, full-time sworn officer positions (including filling existing unfunded vacancies) or for rehired officers who have been laid off, or are scheduled to be laid off on a future date, as a result of local budget cuts. At the conclusion of federal funding, grantees must retain all sworn officer positions awarded under the CHRP grant. The retained CHRP-funded position(s) should be added to the grantees law enforcement budget with state and/or local funds, over and above the number of locally-funded positions that would have existed in the absence of the grant.

AUTHORITY - This Fund will be established by formal budget resolution on May 26, 2009.

City of Jackson Fiscal Year 2012/13 Proposed Budget Analysis of Changes in Fund Balance

Fund 269 COPS - CHRP Grant Fund

	2009/10 Actual	2010/11 Actual	2011/12 Budget	2011/12 Projected	2012/13 Proposed	2012/13 Adopted
Revenues	168,159	183,234	196,246	212,010	0	0
Expenditures	168,159	183,234	196,246	212,010	0	0
Excess of Revenues Over (Under) Expenditures	0	0	0	0	0	0
Fund Balance - Beginning of Year	0	0	0	0	0	0
Fund Balance - End of Year	0	0	0	0	0	0

City of Jackson
Fiscal Year 2012/13 Proposed Budget
Revenue Detail

Fund 269 COPS - CHRP Grant Fund

Account Description	2009/10 Actual	2010/11 Actual	2011/12 Budget	2011/12 Projected	2012/13 Proposed	2012/13 Adopted
269-307-000-501.000 Federal Grant	168,159	183,234	196,246	212,010	0	
Total Revenues	168,159	183,234	196,246	212,010	0	0

Expenditure Detail

Fund 269 COPS - CHRP Grant Fund
Dept 307 2009/12 CHRP

Account Description	2009/10 Actual	2010/11 Actual	2011/12 Budget	2011/12 Projected	2012/13 Proposed	2012/13 Adopted
Personal Services:						
269-307-000-706.000 Salaries and Wages	126,766	137,210	148,611	157,301	0	
269-307-000-715.000 Employers FICA	1,838	1,989	2,155	2,282	0	
269-307-000-719.000 Health Insurance	30,754	34,269	35,157	40,448	0	
269-307-000-719.678 RX Drug Insurance	6,331	7,081	7,455	8,953	0	
269-307-000-724.000 Unemployment Comp.	324	324	324	324	0	
269-307-000-724.001 Workers Compensation	1,901	2,058	2,229	2,362	0	
269-307-000-725.000 Other Fringe Benefits	245	303	315	340	0	
	168,159	183,234	196,246	212,010	0	0
Total Expenditures	168,159	183,234	196,246	212,010	0	0

(270) LAWNET Grant Fund

PURPOSE - This Fund is used to account for activity relating to various LAWNET Project Grants entered into with the City of Ypsilanti through the Office of Criminal Justice for the purpose of expanding the drug effort and impacting drug trafficking in the Jackson - Washtenaw - Livingston County Region.

CHARACTER - Federal Grants and local funds will provide the monies utilized by these Funds to cover police salaries, overtime, fringes and other Grant related expenditures.

AUTHORITY - This Fund is required under the terms of the Grant and were originally established by formal budget resolution on September 5, 1989.

City of Jackson Fiscal Year 2012/13 Proposed Budget Analysis of Changes in Fund Balance

Fund 270 LAWNET Grant Fund

	2009/10 Actual	2010/11 Actual	2011/12 Budget	2011/12 Projected	2012/13 Proposed	2012/13 Adopted
Revenues:						
2008/09 LAWNET Grant	30,879	1	0	0	0	0
2009/10 LAWNET Grant	97,592	33,490	0	0	0	0
2010/11 LAWNET Grant	0	90,746	35,475	1,820	0	0
2011/12 LAWNET Grant	0	0	6,668	6,668	0	0
	128,471	124,237	42,143	8,488	0	0
Expenditures:						
2008/09 LAWNET Grant	30,879	0	0	0	0	0
2009/10 LAWNET Grant	97,592	33,490	0	0	0	0
2010/11 LAWNET Grant	0	90,746	35,475	1,820	0	0
2011/12 LAWNET Grant	0	0	6,668	6,668	0	0
	128,471	124,236	42,143	8,488	0	0
Excess of Revenues Over (Under)						
Expenditures	0	1	0	0	0	0
Fund Balance - Beginning of Year	1,145	1,145	1,146	1,146	1,146	1,146
Fund Balance - End of Year	1,145	1,146	1,146	1,146	1,146	1,146

City of Jackson
Fiscal Year 2012/13 Proposed Budget
Revenue Detail

Fund 270 LAWNET Grant Fund
Dept 333 Drug Enforcement
Sub. Act. 209 2008/09 LAWNET Grant

Account Description	2009/10 Actual	2010/11 Actual	2011/12 Budget	2011/12 Projected	2012/13 Proposed	2012/13 Adopted
270-333-209-501.000 Federal Grant	0	1	0	0	0	
270-333-209-699.265 Cont.-Drug Law Enf. Fd.	30,879	0	0	0	0	
Total Revenues	30,879	1	0	0	0	0

Expenditure Detail

Fund 270 LAWNET Grant Fund
Dept 333 Drug Enforcement
Sub. Act. 209 2008/09 LAWNET Grant

Account Description	2009/10 Actual	2010/11 Actual	2011/12 Budget	2011/12 Projected	2012/13 Proposed	2012/13 Adopted
Personal Services:						
270-333-209-706.000 Salaries and Wages	29,935	0	0	0	0	
270-333-209-715.000 Employers FICA	436	0	0	0	0	
270-333-209-724.000 Unemployment Comp.	0	0	0	0	0	
270-333-209-724.001 Workers Compensation	450	0	0	0	0	
270-333-209-725.000 Other Fringe Benefits	58	0	0	0	0	
	30,879	0	0	0	0	0
Contractual And Other:						
270-333-209-919.001 Physical Agility Testing	0	0	0	0	0	
	0	0	0	0	0	0
2008/09 LAWNET Grant	30,879	0	0	0	0	0

City of Jackson
Fiscal Year 2012/13 Proposed Budget
Revenue Detail

Fund 270 LАWNET Grant Fund
Dept 333 Drug Enforcement
Sub. Act. 210 2009/10 LAWNET Grant

Account Description	2009/10 Actual	2010/11 Actual	2011/12 Budget	2011/12 Projected	2012/13 Proposed	2012/13 Adopted
270-333-210-501.000 Federal Grant	48,105	0	0	0	0	
270-333-210-699.265 Cont.-Drug Law Enf. Fd.	49,487	33,490	0	0	0	
Total Revenues	97,592	33,490	0	0	0	0

Expenditure Detail

Fund 270 LАWNET Grant Fund
Dept 333 Drug Enforcement
Sub. Act. 210 2009/10 LAWNET Grant

Account Description	2009/10 Actual	2010/11 Actual	2011/12 Budget	2011/12 Projected	2012/13 Proposed	2012/13 Adopted
Personal Services:						
270-333-210-706.000 Salaries and Wages	85,925	28,532	0	0	0	
270-333-210-715.000 Employers FICA	1,259	411	0	0	0	
270-333-210-719.000 Health Insurance	5,666	3,343	0	0	0	
270-333-210-719.678 RX Drug Insurance	1,249	718	0	0	0	
270-333-210-724.000 Umemployment Comp.	357	0	0	0	0	
270-333-210-724.001 Workers Compensation	1,307	428	0	0	0	
270-333-210-725.000 Other Fringe Benefits	613	58	0	0	0	
	96,376	33,490	0	0	0	0
Contractual And Other:						
270-333-210-919.001 Physical Agility Testing	1,216	0	0	0	0	
	1,216	0	0	0	0	0
2009/10 LAWNET Grant	97,592	33,490	0	0	0	0

City of Jackson
Fiscal Year 2012/13 Proposed Budget
Revenue Detail

Fund 270 LAWNET Grant Fund
Dept 333 Drug Enforcement
Sub. Act. 211 2010/11 LAWNET Grant

Account Description	2009/10 Actual	2010/11 Actual	2011/12 Budget	2011/12 Projected	2012/13 Proposed	2012/13 Adopted
270-333-211-501.000 Federal Grant	0	45,373	0	787	0	
270-333-211-699.265 Cont.-Drug Law Enf. Fd.	0	45,373	35,475	1,033	0	
Total Revenues	0	90,746	35,475	1,820	0	0

Expenditure Detail

Fund 270 LAWNET Grant Fund
Dept 333 Drug Enforcement
Sub. Act. 211 2010/11 LAWNET Grant

Account Description	2009/10 Actual	2010/11 Actual	2011/12 Budget	2011/12 Projected	2012/13 Proposed	2012/13 Adopted
Personal Services:						
270-333-211-706.000 Salaries and Wages	0	72,740	27,538	1,325	0	
270-333-211-715.000 Employers FICA	0	1,071	399	19	0	
270-333-211-719.000 Health Insurance	0	12,228	3,738	322	0	
270-333-211-719.678 RX Drug Insurance	0	2,553	1,077	95	0	
270-333-211-719.679 Health Insurance Deductible	0	0	2,250	0	0	
270-333-211-724.000 Unemployment Comp.	0	747	0	0	0	
270-333-211-724.001 Workers Compensation	0	1,109	413	20	0	
270-333-211-725.000 Other Fringe Benefits	0	298	60	39	0	
	0	90,746	35,475	1,820	0	0
2010/11 LAWNET Grant	0	90,746	35,475	1,820	0	0

City of Jackson
Fiscal Year 2012/13 Proposed Budget
Revenue Detail

Fund 270 LАWNET Grant Fund
Dept 333 Drug Enforcement
Sub. Act. 212 2011/12 LAWNET Grant

Account Description	2009/10 Actual	2010/11 Actual	2011/12 Budget	2011/12 Projected	2012/13 Proposed	2012/13 Adopted
270-333-212-501.000 Federal Grant	0	0	3,334	3,334	0	
270-333-212-699.265 Cont.-Drug Law Enf. Fd.	0	0	3,334	3,334	0	
Total Revenues	0	0	6,668	6,668	0	0

Expenditure Detail

Fund 270 LАWNET Grant Fund
Dept 333 Drug Enforcement
Sub. Act. 212 2011/12 LAWNET Grant

Account Description	2009/10 Actual	2010/11 Actual	2011/12 Budget	2011/12 Projected	2012/13 Proposed	2012/13 Adopted
Personal Services:						
270-333-212-706.000 Salaries and Wages	0	0	6,509	6,509	0	
270-333-212-715.000 Employers FICA	0	0	94	94	0	
270-333-212-724.001 Workers Compensation	0	0	65	65	0	
	0	0	6,668	6,668	0	0
2011/12 LAWNET Grant	0	0	6,668	6,668	0	0

(288) Lead Hazard Control Grant Fund

PURPOSE - This fund is used to account for the expenditure of a \$ 2 million Lead Hazard Control Grant Federal from the U.S. Department of Housing and Urban Development.

CHARACTER - The Community Development Department will oversee the administration of this Grant. The term of the Grant Agreement is 10/1/05 through 3/31/10. The Grant will be used to remove lead-based paint from aging homes and rental units whose occupants meet the qualifications of the Grant.

AUTHORITY - This Fund was established to facilitate the associated Grant reporting requirements and was approved by the City Council on September 12, 2006.

City of Jackson Fiscal Year 2012/13 Proposed Budget Analysis of Changes in Fund Balance

Fund 288 Lead Hazard Control Grant Fund

	2009/10 Actual	2010/11 Actual	2011/12 Budget	2011/12 Projected	2012/13 Proposed	2012/13 Adopted
Revenues	667,735	0	0	0	0	0
Expenditures	667,735	0	0	0	0	0
Excess of Revenues Over (Under) Expenditures	0	0	0	0	0	0
Fund Balance - Beginning of Year	0	0	0	0	0	0
Fund Balance - End of Year	0	0	0	0	0	0

City of Jackson
Fiscal Year 2012/13 Proposed Budget
Revenue Detail

Fund 288 Lead Hazard Control Grant Fund

Account Description	2009/10 Actual	2010/11 Actual	2011/12 Budget	2011/12 Projected	2012/13 Proposed	2012/13 Adopted
288-000-000-502.288 Fed. Grant-Healthy Homes	667,611	0	0	0	0	0
288-000-000-664.000 Interest	70	0	0	0	0	0
288-000-000-685.677 Insurance Refund-W/C	54	0	0	0	0	0
288-000-000-698.012 Other Program Income	0	0	0	0	0	0
288-000-000-699.249 Contrib.- Bldg. Insp. Fund	0	0	0	0	0	0
Total Revenues	667,735	0	0	0	0	0

City of Jackson
Fiscal Year 2012/13 Proposed Budget
Expenditure Detail

Fund 288 Lead Hazard Control Grant Fund
Dept 288 Lead Hazard Grant

Account Description	2009/10 Actual	2010/11 Actual	2011/12 Budget	2011/12 Projected	2012/13 Proposed	2012/13 Adopted
Personal Services:						
288-288-000-706.000 Salaries and Wages	3,670	0	0	0	0	0
288-288-000-707.000 Wages-Temporary	41,473	0	0	0	0	0
288-288-000-710.000 Salaries & Fringes	-27,544	0	0	0	0	0
288-288-000-715.000 Employers FICA	3,524	0	0	0	0	0
288-288-000-719.000 Health Insurance	682	0	0	0	0	0
288-288-000-719.678 RX Drug Insurance	129	0	0	0	0	0
288-288-000-722.000 Pension-General	320	0	0	0	0	0
288-288-000-724.000 Unemployment	238	0	0	0	0	0
288-288-000-724.001 Workers Compensation	361	0	0	0	0	0
288-288-000-725.000 Other Fringe Benefits	34	0	0	0	0	0
	22,887	0	0	0	0	0
Material And Supplies:						
288-288-000-726.000 Office Supplies	587	0	0	0	0	0
	587	0	0	0	0	0
Contractual And Other:						
288-288-000-818.000 Contractual Services	35,116	0	0	0	0	0
288-288-000-818.288 Cont. Serv. - Relocation	22,497	0	0	0	0	0
288-288-000-818.289 Cont. Serv. - Lead Progarm	272,004	0	0	0	0	0
288-288-000-818.290 Cont. Serv. - Rehab. Program	102,840	0	0	0	0	0
288-288-000-818.292 Cont. Serv. - Rental Rehab.	450	0	0	0	0	0
288-288-000-818.293 Cont. Serv. - Homeowner Re	203,316	0	0	0	0	0
288-288-000-818.294 Cont. Serv. - Risk Assmt.	7,875	0	0	0	0	0
288-288-000-853.000 Telephone	39	0	0	0	0	0
288-288-000-873.000 Travel	41	0	0	0	0	0
288-288-000-900.000 Printing & Publishing	83	0	0	0	0	0
	644,261	0	0	0	0	0
Total Expenditures	667,735	0	0	0	0	0

(289) Neighborhood Stabilization Grant Fund

PURPOSE - This fund is used to account for the initial expenditure of a \$ 953,700 Neighborhood Stabilization Program Grant, subsequently amended to \$ 957,455, from the Michigan State Housing Development Authority.

CHARACTER - The Community Development Department will oversee the administration of this Grant. The term of the Grant Agreement is 3/31/09 through 9/1/12. The Grant will be used to acquire and rehabilitate abandoned or foreclosed properties for resale to eligible households, provide direct homeownership down payment assistance, and demolish blighted, vacant and abandoned structures .

AUTHORITY - This Fund was established to facilitate the associated Grant reporting requirements and was approved by the City Council on May 12, 2009.

City of Jackson Fiscal Year 2012/13 Proposed Budget Analysis of Changes in Fund Balance

Fund 289 Neighborhood Stabilization Grant Fund

	2009/10 Actual	2010/11 Actual	2011/12 Budget	2011/12 Projected	2012/13 Proposed	2012/13 Adopted
Revenues	539,885	333,779	265,000	223,306	0	0
Expenditures	539,885	333,779	265,000	223,306	0	0
Excess of Revenues Over (Under) Expenditures	0	0	0	0	0	0
Fund Balance - Beginning of Year	0	0	0	0	0	0
Fund Balance - End of Year	0	0	0	0	0	0

City of Jackson
Fiscal Year 2012/13 Proposed Budget
Revenue Detail

Fund 289 Neighborhood Stabilization Grant Fund

Account Description	2009/10 Actual	2010/11 Actual	2011/12 Budget	2011/12 Projected	2012/13 Proposed	2012/13 Adopted
289-000-000-502.289 Fed. Grant - NSP	539,885	333,779	0	83,791	0	
289-000-000-673.289 Sale of Homes - NSP	0	0	265,000	139,515	0	
Total Revenues	539,885	333,779	265,000	223,306	0	0

Expenditure Detail

Fund 289 Neighborhood Stabilization Grant Fund

Dept 289 Neighborhood Stabilization Grant

Account Description	2009/10 Actual	2010/11 Actual	2011/12 Budget	2011/12 Projected	2012/13 Proposed	2012/13 Adopted
Contractual And Other:						
289-289-000-814.289 Homeownership Assist.	14,929	0	5,250	0	0	
289-289-000-815.036 Rehab Program Delivery	15,851	39,965	25,500	29,964	0	
289-289-000-815.037 Redev. Activity Delivery Costs	568	-568	0	0	0	
289-289-000-815.040 Housing Counseling	0	0	0	2,450	0	
289-289-000-815.098 Acquisition	99,016	35,065	50,000	0	0	
289-289-000-815.289 Rehab Aband./Foreclosed	224,809	192,322	120,000	42,922	0	
289-289-000-818.004 Demolition	140,005	47,495	36,000	96,171	0	
289-289-000-818.056 Demo. Program Delivery	1,348	261	1,750	4,700	0	
289-289-000-956.000 Administration	43,359	19,239	26,500	47,099	0	
	539,885	333,779	265,000	223,306	0	0
Total Expenditures	539,885	333,779	265,000	223,306	0	0

(293) Waterfront Redevelopment Grant Fund

PURPOSE - This fund is used to account for the expenditure of a State MDEQ Waterfront Redevelopment Grant issued pursuant to the Clean Michigan Initiative Bond Fund and Water Revitalization legislation as set forth in Public Act 52 of 2000. These funds will be used, in addition to the local match, for the City's Riverwalk Trail Project.

CHARACTER - The Community Development Department will oversee the administration of this \$ 356,151 Grant in addition to the local match funds of \$ 89,040. The term of the Grant Agreement was 9/15/04 through 9/15/06, subsequently extended through 9/14/07. The local match funds are accounted for in other various funds of the City.

AUTHORITY - This Fund was established to facilitate the grant reporting requirements as contained in the Grant Project # 430828-75 dated 9/15/04 and previously approved by the City Council on August 17, 2004.

City of Jackson Fiscal Year 2012/13 Proposed Budget Analysis of Changes in Fund Balance

Fund 293 Waterfront Redevelopment Grant Fund

	2009/10 Actual	2010/11 Actual	2011/12 Budget	2011/12 Projected	2012/13 Proposed	2012/13 Adopted
Revenues	0	0	0	(21)	0	0
Expenditures	0	0	0	0	0	0
Excess of Revenues Over (Under) Expenditures	0	0	0	(21)	0	0
Fund Balance - Beginning of Year	21	21	21	21	0	0
Fund Balance - End of Year	21	21	21	0	0	0

City of Jackson
Fiscal Year 2012/13 Proposed Budget
Revenue Detail

Fund 293 Waterfront Redevelopment Grant Fund

Account Description	2009/10 Actual	2010/11 Actual	2011/12 Budget	2011/12 Projected	2012/13 Proposed	2012/13 Adopted
293-000-000-539.034 State Grant - Waterfront	0	0	0	-21	0	
293-000-000-664.000 Interest	0	0	0	0	0	
Total Revenues	0	0	0	-21	0	0

Expenditure Detail

Fund 293 Waterfront Redevelopment Grant Fund
Dept 744 Public Improvement

Account Description	2009/10 Actual	2010/11 Actual	2011/12 Budget	2011/12 Projected	2012/13 Proposed	2012/13 Adopted
Contractual And Other:						
293-744-000-818.049 Planning, Eng.& Design	0	0	0	0	0	
293-744-000-818.050 Cont. Serv. - Environmental	0	0	0	0	0	
293-744-000-818.051 Cont. Serv. - Construction	0	0	0	0	0	
293-744-000-818.052 Cont. Serv. - Appraisals	0	0	0	0	0	
293-744-000-963.000 Miscellaneous	0	0	0	0	0	
	0	0	0	0	0	0
Capital Outlay:						
293-744-000-973.293 Land Acquisition-Easements	0	0	0	0	0	
	0	0	0	0	0	0
Total Expenditures	0	0	0	0	0	0

(295) 2008 Brownfield Assessment Grant Fund

PURPOSE - This fund is used to account for the expenditure of EPA Grant revenues for the education, outreach and inventory relating to Brownfield sites in addition to conducting phase I and II ESA's and Brownfield Redevelopment Planning.

CHARACTER - The Community Development Department will oversee the administration of the \$ 400,000 Grant . The term of the Grant Agreement is 10/1/07 through 9/30/10. Separate activities for Brownfield sites with hazardous material contamination and those with petroleum contamination will be maintained in accordance with the approved Work Plan.

AUTHORITY - This Fund was established to facilitate the grant reporting requirements as contained in the US EPA Cooperative Agreement.

City of Jackson Fiscal Year 2012/13 Proposed Budget Analysis of Changes in Fund Balance

Fund 295 2008 Brownfield Assessment Grant Fund

	2009/10 Actual	2010/11 Actual	2011/12 Budget	2011/12 Projected	2012/13 Proposed	2012/13 Adopted
Revenues	106,360	89,579	25,000	72,725	0	0
Expenditures	106,360	89,579	25,000	72,725	0	0
Excess of Revenues Over (Under) Expenditures	0	0	0	0	0	0
Fund Balance - Beginning of Year	0	0	0	0	0	0
Fund Balance - End of Year	0	0	0	0	0	0

City of Jackson
Fiscal Year 2012/13 Proposed Budget
Revenue Detail

Fund 295 2008 Brownfield Assessment Grant Fund

Account Description	2009/10 Actual	2010/11 Actual	2011/12 Budget	2011/12 Projected	2012/13 Proposed	2012/13 Adopted
295-000-000-501.335 Fed. Grant-EPA Haz. Substances	31,208	25,363	0	19,536	0	
295-000-000-501.336 Fed. Grant-EPA Petroleum	75,152	64,216	25,000	53,189	0	
Total Revenues	106,360	89,579	25,000	72,725	0	0

Expenditure Detail

Fund 295 2008 Brownfield Assessment Grant Fund
Dept 335 Hazardous Substances Grant

Account Description	2009/10 Actual	2010/11 Actual	2011/12 Budget	2011/12 Projected	2012/13 Proposed	2012/13 Adopted
Materials & Supplies:						
295-335-000-756.000 Miscellaneous Supplies	40	33	0	1,813	0	
	40	33	0	1,813	0	0
Contractual And Other:						
295-335-000-818.000 Contractual Services	33,736	21,710	0	16,163	0	
295-335-000-873.000 Travel	891	1,161	0	982	0	
295-335-000-963.000 Miscellaneous	0	59	0	578	0	
	34,627	22,930	0	17,723	0	0
Total Hazardous Substances Grant	34,667	22,963	0	19,536	0	0

Fund 295 2008 Brownfield Assessment Grant Fund
Dept 336 Petroleum Grant


Account Description	2009/10 Actual	2010/11 Actual	2011/12 Budget	2011/12 Projected	2012/13 Proposed	2012/13 Adopted
Materials & Supplies:						
295-336-000-756.000 Miscellaneous Supplies	40	33	0	1,813	0	
	40	33	0	1,813	0	0
Contractual And Other:						
295-336-000-818.000 Contractual Services	70,762	65,363	25,000	49,817	0	
295-336-000-873.000 Travel	891	1,161	0	981	0	
295-336-000-963.000 Miscellaneous	0	59	0	578	0	
	71,653	66,583	25,000	51,376	0	0
Total Petroleum Grant	71,693	66,616	25,000	53,189	0	0
Total Expenditures	106,360	89,579	25,000	72,725	0	0

(296) Recreation Activity Fund

PURPOSE - This fund is used to account for the expenditure of certain revenues generated from recreation fee programs.

CHARACTER - The Parks, Recreation and Grounds Department promotes and administers a variety of fee programs such as softball, volleyball and basketball in addition to providing golf and tennis lessons, exercise and dance classes and other activities. The revenues and expenditures related to these programs are accounted for in this fund. Expenditures consist primarily of umpire/official fees, supplies and promotion of community recreational events.

AUTHORITY - This Fund was established by the City Commission on June 30, 1976, in accordance with the requirements and provisions of the City Charter then in existence.



City of Jackson Fiscal Year 2012/13 Proposed Budget Analysis of Changes in Fund Balance

Fund 296 Recreation Activity Fund

	2009/10 Actual	2010/11 Actual	2011/12 Budget	2011/12 Projected	2012/13 Proposed	2012/13 Adopted
Revenues	234,149	230,742	300,500	296,000	296,000	0
Expenditures	231,519	209,330	245,706	245,706	247,532	0
Excess of Revenues Over (Under) Expenditures	2,630	21,412	54,794	50,294	48,468	0
Fund Balance - Beginning of Year	39,786	42,416	63,828	63,828	114,122	114,122
Fund Balance - End of Year	42,416	63,828	118,622	114,122	162,590	114,122

City of Jackson
Fiscal Year 2012/13 Proposed Budget
Revenue Detail

Fund 296 Recreation Activity Fund

Account Description	2009/10 Actual	2010/11 Actual	2011/12 Budget	2011/12 Projected	2012/13 Proposed	2012/13 Adopted
296-000-000-651.002 Charges For Serv.-Softball	65,113	52,112	85,000	85,000	85,000	
296-000-000-651.003 Charges For Serv.-Volleyball	12,524	11,196	20,000	20,000	20,000	
296-000-000-651.004 Charges For Serv.-Basketball	2,232	2,575	4,000	4,000	4,000	
296-000-000-651.005 Charges For Serv.-Other	79,195	95,938	90,000	90,000	90,000	
296-000-000-651.006 Charges For Serv.-Sr.Cit.Travel	69,831	64,101	95,000	95,000	95,000	
296-000-000-664.000 Interest	309	220	2,000	2,000	2,000	
296-000-000-685.677 Insurance Refund-W/C	4,945	4,600	4,500	0	0	
Total Revenues	234,149	230,742	300,500	296,000	296,000	0

City of Jackson
Fiscal Year 2012/13 Proposed Budget
Personnel Schedule

Class Grade Position	# Positions		Budgeted Salaries & Wages
	Permanent	Temporary	
<i>Department: Parks & Recreation-Fee Programs</i>			
<i>Fund-Activity: 296-693</i>			
PT Part Time - Recreation		*	110,499

* Includes Approximately 120 Positions On A Temporary
Or Per Diem Basis (Instructors, Referees, Umpires,Etc....)

City of Jackson
Fiscal Year 2012/13 Proposed Budget
Expenditure Detail

Fund 296 Recreation Activity Fund
Dept 693 Fee Programs

Account Description	2009/10 Actual	2010/11 Actual	2011/12 Budget	2011/12 Projected	2012/13 Proposed	2012/13 Adopted
Personal Services:						
296-693-000-706.000 Salaries and Wages	576	0	0	0	0	
296-693-000-707.000 Wages-Temporary	94,861	90,101	110,499	110,499	110,499	
296-693-000-709.000 Overtime	5,537	3,218	0	0	0	
296-693-000-715.000 Employers FICA	7,810	7,171	8,453	8,453	8,492	
296-693-000-719.000 Health Insurance	706	616	0	0	0	
296-693-000-719.678 RX Drug Insurance	85	105	0	0	0	
296-693-000-719.679 Health Insurance Deductible	0	0	0	0	0	
296-693-000-722.000 Pension-General	394	353	0	0	0	
296-693-000-724.000 Umemployment Comp.	1,411	2,415	2,210	2,210	3,985	
296-693-000-724.001 Workers Compensation	2,333	2,070	2,541	2,541	2,553	
296-693-000-725.000 Other Fringe Benefits	44	44	0	0	0	
	<u>113,757</u>	<u>106,093</u>	<u>123,703</u>	<u>123,703</u>	<u>125,529</u>	<u>0</u>
Material And Supplies:						
296-693-000-726.000 Office Supplies	1,048	1	1,000	1,000	1,000	
296-693-000-745.000 Program Supplies	37,160	31,302	38,003	38,003	38,003	
	<u>38,208</u>	<u>31,303</u>	<u>39,003</u>	<u>39,003</u>	<u>39,003</u>	<u>0</u>
Contractual And Other:						
296-693-000-818.000 Contractual Services	1,683	614	1,500	1,500	1,500	
296-693-000-861.000 Auto Allowance	1,317	548	1,000	1,000	1,000	
296-693-000-873.000 Travel	1,856	0	500	500	500	
296-693-000-873.001 Travel-Senior Citizens	63,603	59,440	60,000	60,000	60,000	
296-693-000-900.000 Printing & Publishing	2,979	4,213	3,000	3,000	3,000	
296-693-000-958.000 Memberships And Dues	1,288	15	1,000	1,000	1,000	
296-693-000-965.101 Admin.-General Fund	6,828	7,104	16,000	16,000	16,000	
	<u>79,554</u>	<u>71,934</u>	<u>83,000</u>	<u>83,000</u>	<u>83,000</u>	<u>0</u>
Total Expenditures	<u>231,519</u>	<u>209,330</u>	<u>245,706</u>	<u>245,706</u>	<u>247,532</u>	<u>0</u>

(297) JPS Recreation Millage Program Fund

PURPOSE - This fund is used to account for the expenditure of certain revenues generated from a recreation millage (.2 mills) approved by the voters within the Jackson Public School District. Funds collected with this millage levy are collected by the Jackson Public School District and remitted to the City annually to "provide funds for purposes of operating a system of public recreation and playgrounds, ...". The millage was approved in the Spring of 2005 for a period of ten years effective July 1, 2005 through 2014.

CHARACTER - The City's Parks, Recreation and Grounds Department promotes and administers a variety of programs that are funded with this millage, including soccer, football and basketball for school-age kids that reside within the School District, as well as senior programs such as exercise classes and day trips.

AUTHORITY - This Fund will be established by the City Council as part of the 2006/07 budget process with the formal adoption of the Annual Budget Resolution on May 23, 2006.



City of Jackson Fiscal Year 2012/13 Proposed Budget Analysis of Changes in Fund Balance

Fund 297 JPS Recreation Millage Program Fund

	2009/10 Actual	2010/11 Actual	2011/12 Budget	2011/12 Projected	2012/13 Proposed	2012/13 Adopted
Revenues	253,590	243,030	240,000	223,200	222,200	0
Expenditures	233,826	236,088	239,000	228,000	227,956	0
Excess of Revenues Over (Under) Expenditures	19,764	6,942	1,000	(4,800)	(5,756)	0
Fund Balance - Beginning of Year	949	20,713	27,655	27,655	22,855	22,855
Fund Balance - End of Year	20,713	27,655	28,655	22,855	17,099	22,855

City of Jackson
Fiscal Year 2012/13 Proposed Budget
Personnel Schedule

Class Grade	Position	# Positions		Budgeted Salaries & Wages
		Permanent	Temporary	
<i>Department: JPS Recreation Millage Programs</i>				
<i>Fund-Activity: 297-694</i>				
PT	Part Time - Recreation		*	140,000

* Includes Approximately 130 Positions On A Temporary
 Or Per Diem Basis (Instructors, Referees, Umpires, Etc...)

City of Jackson
Fiscal Year 2012/13 Proposed Budget
Revenue Detail

Fund 297 JPS Recreation Millage Program Fund

Account Description	2009/10 Actual	2010/11 Actual	2011/12 Budget	2011/12 Projected	2012/13 Proposed	2012/13 Adopted
297-000-000-587.000 Cont.- JPS Recreation	248,895	237,881	235,200	223,200	222,200	
297-000-000-664.000 Interest	19	-1	0	0	0	
297-000-000-685.677 Insurance Refund-W/C	4,676	5,150	4,800	0	0	
Total Revenues	253,590	243,030	240,000	223,200	222,200	0

Expenditure Detail

Fund 297 JPS Recreation Millage Program Fund
Dept 694 JPS Recreation Millage Programs

Account Description	2009/10 Actual	2010/11 Actual	2011/12 Budget	2011/12 Projected	2012/13 Proposed	2012/13 Adopted
Personal Services:						
297-694-000-706.000 Salaries & Wages	22,110	8,193	0	0	0	
297-694-000-707.000 Wages-Temporary	110,827	105,855	140,000	140,000	140,000	
297-694-000-709.000 Overtime	4,703	2,343	0	0	0	
297-694-000-715.000 Employers FICA	10,667	8,721	10,710	10,710	10,710	
297-694-000-719.000 Health Insurance	5,590	3,563	0	0	0	
297-694-000-719.678 RX Drug Insurance	984	647	0	0	0	
297-694-000-719.679 Health Insurance Deductible	0	0	0	0	0	
297-694-000-722.000 Pension-General	1,863	1,132	0	0	0	
297-694-000-724.000 Unemployment	1,572	2,704	2,800	2,800	5,026	
297-694-000-724.001 Workers Compensation	3,046	2,501	3,220	3,220	3,220	
297-694-000-725.000 Other Fringe Benefits	154	91	0	0	0	
	161,516	135,750	156,730	156,730	158,956	0
Material and Supplies:						
297-694-000-726.000 Office Supplies	921	739	4,000	2,000	1,000	
297-694-000-745.000 Program Supplies	58,076	80,115	63,000	55,000	55,000	
	58,997	80,854	67,000	57,000	56,000	0
Contractual and Other:						
297-694-000-818.000 Contractual Services	1,380	1,080	1,000	1,000	1,000	
297-694-000-861.000 Auto Allow.(Staff Mileage)	1,313	2,348	2,000	2,000	2,000	
297-694-000-900.000 Printing & Publishing	4,845	12,207	11,770	10,770	10,000	
297-694-000-920.000 Utilities	5,722	3,849	0	0	0	
297-694-000-960.000 Education & Training	53	0	500	500	0	
297-694-000-962.000 Uncollectible Accounts	0	0	0	0	0	
	13,313	19,484	15,270	14,270	13,000	0
JPS Recreation Millage Programs	233,826	236,088	239,000	228,000	227,956	0

(298) 2008 Brownfield Revolving Loan Fund

PURPOSE - This fund is used to account for the expenditure of a \$ 1 million EPA Revolving Loan Fund Grant to cover the cost of cleanup activities for environmentally contaminated properties pursuant to the cooperative agreement provisions.

CHARACTER - The Community Development Department will oversee the administration of this Grant . The term of the Grant Agreement is 10/1/08 through 9/30/13. Funds will be used in making loans to eligible entities for cleanup of hazardous substances and petroleum compounds at eligible brownfield sites to support revitalization and the beneficial reuse of those sites. Work conducted at sites within the City will include: 1) establishing and marketing the RLF; 2) processing and executing loans; 3) loan management and other programmatic activities; and 4) cleanup oversight.

AUTHORITY - This Fund was established during the FY 2011 budget process to facilitate the grant reporting requirements as contained in the US EPA Cooperative Agreement dated 8/27/08 and formally approved by the City Council by Resolution on 9/23/08.

City of Jackson Fiscal Year 2012/13 Proposed Budget Analysis of Changes in Fund Balance

Fund 298 2008 Brownfield Revolving Loan Fund

	2009/10 Actual	2010/11 Actual	2011/12 Budget	2011/12 Projected	2012/13 Proposed	2012/13 Adopted
Revenues	3,800	24,813	96,200	96,200	875,187	0
Expenditures	3,800	24,813	96,200	96,200	875,187	0
Excess of Revenues Over (Under) Expenditures	0	0	0	0	0	0
Fund Balance - Beginning of Year	0	0	0	0	0	0
Fund Balance - End of Year	0	0	0	0	0	0

City of Jackson
Fiscal Year 2012/13 Proposed Budget
Revenue Detail

Fund 298 2008 Brownfield Revolving Loan Fund

Account Description	2009/10 Actual	2010/11 Actual	2011/12 Budget	2011/12 Projected	2012/13 Proposed	2012/13 Adopted
298-000-000-501.335 Fed. Grant-EPA Haz. Substances	1,900	14,934	58,100	58,100	525,066	
298-000-000-501.336 Fed. Grant-EPA Petroleum	1,900	9,879	38,100	38,100	350,121	
Total Revenues	3,800	24,813	96,200	96,200	875,187	0

City of Jackson
Fiscal Year 2012/13 Proposed Budget
Expenditure Detail

Fund 298 2008 Brownfield Revolving Loan Fund
Dept 335 Hazardous Substances Grant

Account Description	2009/10 Actual	2010/11 Actual	2011/12 Budget	2011/12 Projected	2012/13 Proposed	2012/13 Adopted
Personal Services:						
298-335-000-706.000 Salaries & Wages	0	0	1,000	1,000	27,000	
	0	0	1,000	1,000	27,000	0
Materials & Supplies:						
298-335-000-756.000 Miscellaneous Supplies	0	0	200	200	1,800	
	0	0	200	200	1,800	0
Contractual And Other:						
298-335-000-817.000 Consultant Services	1,900	14,934	1,000	1,000	12,066	
298-335-000-818.000 Contractual Services	0	0	55,600	55,600	481,500	
298-335-000-873.000 Travel	0	0	300	300	2,700	
	1,900	14,934	56,900	56,900	496,266	0
Total Hazardous Substances Grant	1,900	14,934	58,100	58,100	525,066	0

Fund 298 2008 Brownfield Revolving Loan Fund
Dept 336 Petroleum Grant

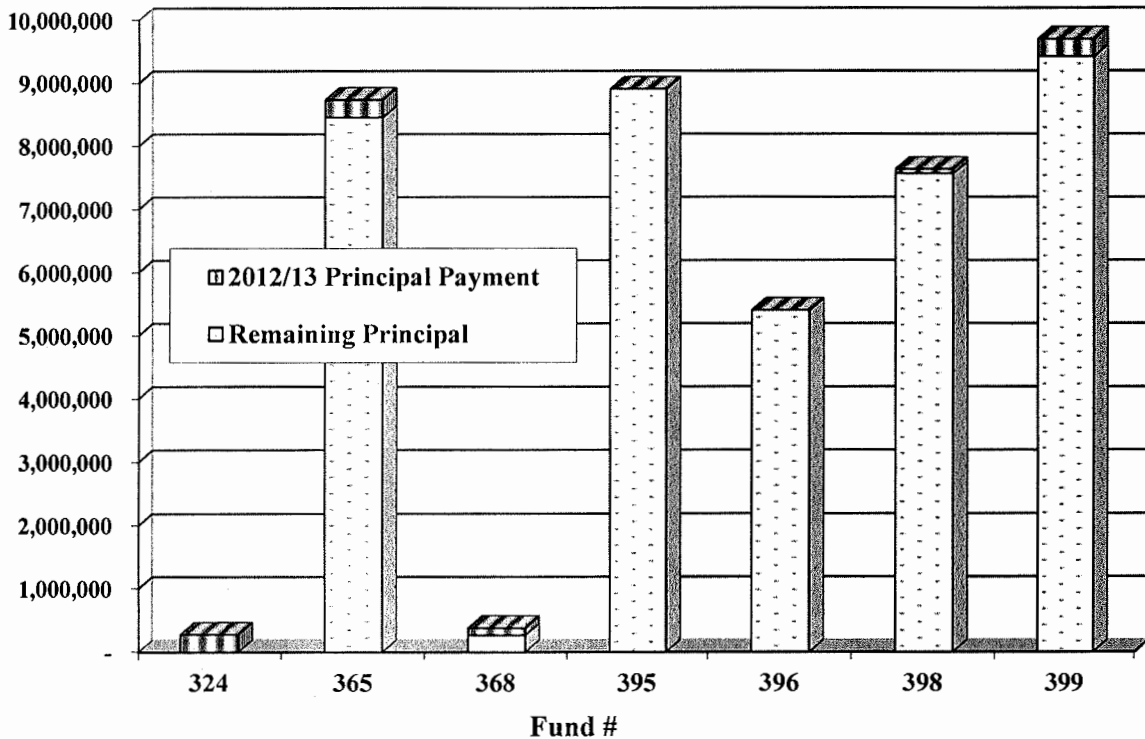
Account Description	2009/10 Actual	2010/11 Actual	2011/12 Budget	2011/12 Projected	2012/13 Proposed	2012/13 Adopted
Personal Services:						
298-336-000-706.000 Salaries & Wages	0	0	1,000	1,000	27,000	
	0	0	1,000	1,000	27,000	0
Materials & Supplies:						
298-336-000-756.000 Miscellaneous Supplies	0	0	200	200	1,800	
	0	0	200	200	1,800	0
Contractual And Other:						
298-336-000-817.000 Consultant Services	1,900	9,879	2,000	2,000	8,121	
298-336-000-818.000 Contractual Services	0	0	34,600	34,600	310,500	
298-336-000-873.000 Travel	0	0	300	300	2,700	
	1,900	9,879	36,900	36,900	321,321	0
Total Petroleum Grant	1,900	9,879	38,100	38,100	350,121	0
Total Expenditures	3,800	24,813	96,200	96,200	875,187	0

Debt Service Funds

Debt service funds are used to account for the accumulation of resources and payment of general obligation bond principal and interest from governmental resources and special assessment bond principal and interest from special assessment levies when the government is obligated in some manner for the payment.

City of Jackson
Fiscal Year 2012/13 Proposed Budget
Debt Service Funds
Debt Summary

Fund	Debt Service Fund Name	Date Issued	Issue Amount	Principal Outstanding 6/30/2012	FY 2012/13	
					Principal	Interest
324	2003 MTF Bond	03/01/03	1,750,000	280,000	280,000	4,480
365	City Hall - Series A	11/18/03	8,250,000	7,215,000	230,000	328,601
	City Hall - Series B	12/01/03	1,750,000	1,515,000	50,000	65,288
368	Building Authority	10/01/97	770,000	80,000	80,000	2,080
		08/01/99	600,000	300,000	35,000	14,832
395	2001 DDA TIF	03/27/01	17,998,578	8,898,578	-	-
396	2011 DDA TIF Refunding	09/28/11	5,395,000	5,395,000	-	246,825
397	2012 BRA TIF Refunding	03/14/12	7,630,000	7,630,000	75,000	329,594
399	2007 BRA TIF Refunding	07/24/07	9,905,000	9,695,000	280,000	415,004
Debt Service Fund Totals			\$ 54,048,578	\$ 41,008,578	\$ 1,030,000	\$ 1,406,704



(323) Michigan Urban Land Assembly Loan Debt Service Fund

PURPOSE - This Fund is used to record the payment of principal on the \$ 1,000,000 Urban Land Assembly (ULA) Loan administered by the Michigan Economic Development Corporation, per agreement dated January 16, 2001. The proceeds of this loan were used for land acquisition relating to the Consumers Energy Headquarters Project.

CHARACTER - The DDA Project Fund (496) transfers monies to this fund to pay the principal as it becomes due on the Loan. The Loan matures monthly beginning 12/15/2003 through 12/15/2010 and is interest free. The 84 scheduled payments are \$ 12,000 each with the final payment due on 12/15/2010 in the amount of \$ 4,000.

AUTHORITY - This Fund will be established by action of the City Council through adoption of the Annual Budget Resolution for fiscal year 2002/03.

City of Jackson Fiscal Year 2012/13 Proposed Budget Analysis of Changes in Fund Balance

Fund 323 Michigan Urban Land Assembly Loan Debt Service Fund

	2009/10 Actual	2010/11 Actual	2011/12 Budget	2011/12 Projected	2012/13 Proposed	2012/13 Adopted
Revenues	144,000	52,000	0	0	0	0
Expenditures	144,000	52,000	0	0	0	0
Excess of Revenues Over (Under) Expenditures	0	0	0	0	0	0
Fund Balance - Beginning of Year	0	0	0	0	0	0
Fund Balance - End of Year	0	0	0	0	0	0

City of Jackson
Fiscal Year 2012/13 Proposed Budget
Revenue Detail

Fund 323 Michigan Urban Land Assembly Loan Debt Service Fund

Account Description	2009/10 Actual	2010/11 Actual	2011/12 Budget	2011/12 Projected	2012/13 Proposed	2012/13 Adopted
323-000-000-699.496 Cont.-DDA Project Fund	144,000	52,000	0	0	0	
Total Revenues	144,000	52,000	0	0	0	0

Expenditure Detail

Fund 323 Michigan Urban Land Assembly Loan Debt Service Fund
Dept 945 Debt Service

Account Description	2009/10 Actual	2010/11 Actual	2011/12 Budget	2011/12 Projected	2012/13 Proposed	2012/13 Adopted
Debt Service:						
323-945-000-991.000 Principal	144,000	52,000	0	0	0	
	144,000	52,000	0	0	0	0
Total Expenditures	144,000	52,000	0	0	0	0

(324) 2003 Michigan Transportation Fund Debt Service Fund

PURPOSE - This Fund will be used to record the payment of interest and principal on the \$ 1,750,000 Michigan Transportation Fund Bonds, Series 2003, which were issued, as authorized by Act 175, for the purpose of defraying part of the cost of constructing street improvements as well as a Salt Storage Dome in the City of Jackson. Bonds of this type are issued in anticipation of Michigan Transportation Fund payments (gas & weight tax distributions) from the State of Michigan to the City of Jackson.

CHARACTER - Transfers will be made annually from the Major Street Fund and Local Street Fund to this Fund in an amount sufficient to meet interest and principal retirements. The Bonds, which were sold March 12, 2003, will mature serially beginning September 1, 2004 through 2012 in amounts ranging from \$ 110,000 to \$ 280,000 and bear interest of 2.00% - 3.20 % .

AUTHORITY - This Fund was established through adoption of the Bond Authorizing Resolution on January 28, 2003, and is required by the State Department of Treasury.

City of Jackson Fiscal Year 2012/13 Proposed Budget Analysis of Changes in Fund Balance

Fund 324 2003 Michigan Transportation Fund Debt Service Fund

	2009/10 Actual	2010/11 Actual	2011/12 Budget	2011/12 Projected	2012/13 Proposed	2012/13 Adopted
Revenues	278,040	280,925	283,235	283,235	284,705	0
Expenditures	278,040	280,925	283,235	283,235	284,705	0
Excess of Revenues Over (Under) Expenditures	0	0	0	0	0	0
Fund Balance - Beginning of Year	7	7	7	7	7	7
Fund Balance - End of Year	7	7	7	7	7	7

City of Jackson
Fiscal Year 2012/13 Proposed Budget
Revenue Detail

Fund 324 2003 MTF Bond Debt Service Fund

Account Description	2009/10 Actual	2010/11 Actual	2011/12 Budget	2011/12 Projected	2012/13 Proposed	2012/13 Adopted
324-000-000-699.202 Cont.-Major Street Fund	255,797	258,451	260,576	260,576	261,929	
324-000-000-699.203 Cont.-Local Street Fund	22,243	22,474	22,659	22,659	22,776	
324-000-000-699.320 Cont.-1998 MTF Bond Fd.	0	0	0	0	0	
Total Revenues	278,040	280,925	283,235	283,235	284,705	0

Expenditure Detail

Fund 324 2003 MTF Bond Debt Service Fund
Dept 945 Debt Service

Account Description	2009/10 Actual	2010/11 Actual	2011/12 Budget	2011/12 Projected	2012/13 Proposed	2012/13 Adopted
Debt Service:						
324-945-000-991.000 Principal	250,000	260,000	270,000	270,000	280,000	
324-945-000-995.000 Interest	27,590	20,700	13,010	13,010	4,480	
324-945-000-996.000 Paying Agent Fees	450	225	225	225	225	
	278,040	280,925	283,235	283,235	284,705	0
Total Expenditures	278,040	280,925	283,235	283,235	284,705	0

(365) City Hall Debt Service Fund

PURPOSE - This Fund is used to account for the payment of interest and principal on debt not to exceed \$ 10 million issued by the City of Jackson to finance City Hall building improvements, as approved at the general election of the City held on September 9, 2003.

CHARACTER - Pursuant to the Bond Resolutions, the Bonds (series 2003 and 2003B) will be unlimited tax general obligations of the City secured by its full faith and credit. The Bonds are payable from ad valorem taxes that may be levied on all taxable property within the City without limitation as to rate or amount.

AUTHORITY - The Bonds are to be issued pursuant to authorization contained in Act 279, Public Acts of Michigan, 1909, as amended, Act 34, Public Acts of Michigan, 2001, as amended, Authorizing Resolutions adopted by the City Council on September 23, 2003 (Series 2003) and November 25, 2003 (Series 2003B) and Sales/Awarding Resolutions adopted by the City Council on October 28, 2003 (Series 2003) and December 16, 2003 (Series 2003B) to finance City Hall building improvements.

City of Jackson Fiscal Year 2012/13 Proposed Budget Analysis of Changes in Fund Balance

Fund 365 City Hall Debt Service Fund

	2009/10 Actual	2010/11 Actual	2011/12 Budget	2011/12 Projected	2012/13 Proposed	2012/13 Adopted
Revenues	587,690	637,670	657,500	657,500	677,500	0
Expenditures	616,936	636,496	653,071	657,071	676,389	0
Excess of Revenues Over (Under) Expenses	(29,246)	1,174	4,429	429	1,111	0
Fund Balance - Beginning of Year	36,592	7,346	8,520	8,520	8,949	8,949
Fund Balance - End of Year	7,346	8,520	12,949	8,949	10,060	8,949

City of Jackson
Fiscal Year 2012/13 Proposed Budget
Revenue Detail

Fund 365 City Hall Debt Service Fund

Account Description	2009/10 Actual	2010/11 Actual	2011/12 Budget	2011/12 Projected	2012/13 Proposed	2012/13 Adopted
365-000-000-403.000 Property Taxes	584,293	634,542	655,000	655,000	675,000	
365-000-000-424.000 Payments in Lieu of Tax	2,633	2,817	2,500	2,500	2,500	
365-000-000-664.000 Interest	764	311	0	0	0	
Total Revenues	587,690	637,670	657,500	657,500	677,500	0

Expenditure Detail

Fund 365 City Hall Debt Service Fund
Dept 945 Debt Service

Account Description	2009/10 Actual	2010/11 Actual	2011/12 Budget	2011/12 Projected	2012/13 Proposed	2012/13 Adopted
Contractual & Other:						
365-945-000-962.000 Uncollect. Accts-MTT Ref.	0	1,060	0	4,000	2,000	
	0	1,060	0	4,000	2,000	0
Debt Service :						
365-945-000-991.000 Principal	200,000	225,000	250,000	250,000	280,000	
365-945-000-995.000 Interest	415,936	409,936	402,571	402,571	393,889	
365-945-000-996.000 Paying Agent Fees	1,000	500	500	500	500	
	616,936	635,436	653,071	653,071	674,389	0
Total Expenditures	616,936	636,496	653,071	657,071	676,389	0

(368) Building Authority Debt Service Fund

PURPOSE - This Fund is used to account for the payment of interest and principal on debt issued by the City of Jackson Building Authority.

CHARACTER - Lease payments on the assets purchased/constructed which were financed by the Building Authority debt amount are charged in amounts equal to the annual debt service payments. Title on those assets financed remains with the Building Authority until the final debt service payment is made and the related debt is retired.

AUTHORITY - This Fund was established by adoption of a "Resolution Establishing Building Authority" on June 4, 1991, under the provisions of Act 31, Public Acts of 1948, as amended, and is required by the respective Bond Authorizing Resolution relating to each of the bond issues outstanding.

City of Jackson Fiscal Year 2012/13 Proposed Budget Analysis of Changes in Fund Balance

Fund 368 Building Authority Debt Service Fund

	2009/10 Actual	2010/11 Actual	2011/12 Budget	2011/12 Projected	2012/13 Proposed	2012/13 Adopted
Revenues	128,934	128,783	133,360	133,360	132,512	0
Expenditures	128,934	128,783	133,360	133,360	132,512	0
Excess of Revenues Over (Under) Expenses	0	0	0	0	0	0
Fund Balance - Beginning of Year	3,351	3,351	3,351	3,351	3,351	3,351
Fund Balance - End of Year	3,351	3,351	3,351	3,351	3,351	3,351

City of Jackson
Fiscal Year 2012/13 Proposed Budget
Revenue Detail

Fund 368 Building Authority Debt Service Fund

Account Description	2009/10 Actual	2010/11 Actual	2011/12 Budget	2011/12 Projected	2012/13 Proposed	2012/13 Adopted
368-000-000-668.000 Rents & Royalties	128,934	128,783	133,360	133,360	132,512	
Total Revenues	128,934	128,783	133,360	133,360	132,512	0

Expenditure Detail

Fund 368 Building Authority Debt Service Fund
Dept 945 Debt Service

Account Description	2009/10 Actual	2010/11 Actual	2011/12 Budget	2011/12 Projected	2012/13 Proposed	2012/13 Adopted
Debt Service :						
368-945-000-991.000 Principal	95,000	100,000	110,000	110,000	115,000	
368-945-000-995.000 Interest	33,184	28,183	22,760	22,760	16,912	
368-945-000-996.000 Paying Agent Fees	750	600	600	600	600	
	128,934	128,783	133,360	133,360	132,512	0
Total Expenditures	128,934	128,783	133,360	133,360	132,512	0

(395) 2001 DDA TIF Debt Service Fund

PURPOSE - This Fund is used to account for the payment of interest and principal on \$ 18 million City of Jackson Downtown Development Authority Bonds, Series 2001, dated 3/27/01. These Bonds were issued to finance the City's share of land acquisition, infrastructure improvements and environmental-related expenses associated with the construction of the Consumers Energy headquarters to be located in the City's downtown area and pay the costs associated with the issuance of the Bonds.

CHARACTER - The Bonds are issued in anticipation of the collection of future tax increment revenues derived from the DDA's Plans and collected within the Development Area. The tax increment revenues, which are transferred from the DDA Project Fund as needed to pay the annual debt service, are expected to be sufficient to pay the principal of and interest on the Bonds.

AUTHORITY - The Bonds are issued under the provisions of Act 197 of the Public Acts of Michigan of 1975, as amended, and resolutions of the City adopted on February 13, 2001 and March 13, 2001, for the purpose of financing the cost of acquiring, constructing, furnishing and equipping certain improvements, within the Downtown Development Authority of the City of Jackson Development Area identified in the DDA Development and Tax Increment Financing Plans, as amended.

City of Jackson Fiscal Year 2012/13 Proposed Budget Analysis of Changes in Fund Balance

Fund 395 2001 DDA TIF Debt Service Fund

	2009/10 Actual	2010/11 Actual	2011/12 Budget	2011/12 Projected	2012/13 Proposed	2012/13 Adopted
Revenues	1,139,263	1,244,100	550	550	550	0
Expenditures	1,139,263	1,244,100	550	550	550	0
Excess of Revenues Over (Under) Expenses	0	0	0	0	0	0
Fund Balance - Beginning of Year	637	637	637	637	637	637
Fund Balance - End of Year	637	637	637	637	637	637

City of Jackson
Fiscal Year 2012/13 Proposed Budget
Revenue Detail

Fund 395 2001 DDA TIF Debt Service Fund

Account Description	2009/10 Actual	2010/11 Actual	2011/12 Budget	2011/12 Projected	2012/13 Proposed	2012/13 Adopted
395-000-000-699.496 Cont.-DDA Project Fund	1,139,263	1,244,100	550	550	550	
Total Revenues	1,139,263	1,244,100	550	550	550	0

Expenditure Detail

Fund 395 2001 DDA TIF Debt Service Fund
Dept 945 Debt Service

Account Description	2009/10 Actual	2010/11 Actual	2011/12 Budget	2011/12 Projected	2012/13 Proposed	2012/13 Adopted
Debt Service :						
395-945-000-991.000 Principal	765,000	910,000	0	0	0	
395-945-000-995.000 Interest	373,713	333,550	0	0	0	
395-945-000-996.000 Paying Agent Fees	550	550	550	550	550	
	1,139,263	1,244,100	550	550	550	0
Total Expenditures	1,139,263	1,244,100	550	550	550	0

(396) 2011 DDA TIF Refunding Debt Service Fund

PURPOSE - This Fund is used to account for the payment of interest and principal on the \$ 5.395 million City of Jackson Downtown Development Authority Refunding Bonds, Series 2011, which are dated September 28, 2011. These Bonds were issued to refinance the callable portion of the existing 2001 DDA Bonds maturing June 1, 2012 - 2015, inclusive, and paying the costs incidental to the issuance of the Bonds. The prior bonds maturing June 1, 2016 - 2021, inclusive, were not refunded and will be paid by the City as scheduled.

CHARACTER - The Bonds were issued in anticipation of the collection of future tax increment revenues derived from the DDA's Plans and collected within the Development Area. The refunding was undertaken to refund, restructure and defease the 2001 DDA Bonds so as to give the City and DDA financial flexibility and to defer debt service to allow more time for economic growth and recovery in the DDA.

AUTHORITY - The Bonds were issued under the provisions of Act 34 of the Public Acts of Michigan of 2001, as amended, and Act 197 of the Public Acts of Michigan of 1975, as amended and the resolution of the City Council adopted on March 8, 2011.

City of Jackson Fiscal Year 2012/13 Proposed Budget Analysis of Changes in Fund Balance

Fund 396 2011 DDA TIF Refunding Debt Service Fund

	2009/10 Actual	2010/11 Actual	2011/12 Budget	2011/12 Projected	2012/13 Proposed	2012/13 Adopted
Revenues	0	0	5,624,828	5,493,166	247,925	0
Expenditures	0	0	5,624,828	5,492,735	247,925	0
Excess of Revenues Over (Under) Expenses	0	0	0	431	0	0
Fund Balance - Beginning of Year	0	0	0	0	431	431
Fund Balance - End of Year	0	0	0	431	431	431

City of Jackson
Fiscal Year 2012/13 Proposed Budget
Revenue Detail

Fund 396 2011 DDA TIF Refunding Debt Service Fund

Account Description	2009/10 Actual	2010/11 Actual	2011/12 Budget	2011/12 Projected	2012/13 Proposed	2012/13 Adopted
396-000-000-696.000 Bond Proceeds	0	0	5,227,418	5,325,409	0	
396-000-000-699.496 Cont.-DDA Project Fund	0	0	397,410	167,757	247,925	
Total Revenues	0	0	5,624,828	5,493,166	247,925	0

Expenditure Detail

Fund 396 2011 DDA TIF Refunding Debt Service Fund
Dept 945 Debt Service

Account Description	2009/10 Actual	2010/11 Actual	2011/12 Budget	2011/12 Projected	2012/13 Proposed	2012/13 Adopted
Contractual Service:						
396-945-000-818.000 Contractual (Bond Sale)	0	0	258,083	212,090	0	
396-945-000-963.396 Escrow Transfer	0	0	4,969,335	5,112,888	0	
	0	0	5,227,418	5,324,978	0	0
Debt Service:						
396-945-000-991.000 Principal	0	0	0	0	0	
396-945-000-995.000 Interest	0	0	396,310	166,607	246,825	
396-945-000-996.000 Paying Agent Fees	0	0	1,100	1,150	1,100	
	0	0	397,410	167,757	247,925	0
Total Expenditures	0	0	5,624,828	5,492,735	247,925	0

(397) 2012 BRA TIF Refunding Debt Service Fund

PURPOSE - This Fund is used to account for the payment of interest and principal on \$ 7.63 million City of Jackson Brownfield Redevelopment Authority Tax Increment Refunding Bonds, Series 2012, dated 3/14/12. These Bonds were issued for the purpose refunding the Authority's Tax Increment Bonds, Series 2002, dated 4/11/02 (the "Prior Bonds"), consisting of bonds maturing June 1, 2015 through June 1, 2024, inclusive, and paying the costs incidental to the issuance of the Bonds.

CHARACTER - The Bonds are issued in anticipation of the collection of future tax increment revenues derived from the BRA's approved Plan attributable to increases in value of real and personal property on the Eligible Property (Consumers Energy Headquarters). These revenues, which will be transferred from the Brownfield Redevelopment Authority Fund as needed to pay the annual debt service, are expected to be sufficient to pay the principal of and interest on the Bonds.

AUTHORITY - The Bonds are issued under the provisions of Act 34 of the Public Acts of Michigan of 2001, as amended, and Act 381 of the Public Acts of Michigan of 1996, as amended, and a resolution adopted by the Brownfield Redevelopment Authority on January 11, 2012.

City of Jackson Fiscal Year 2012/13 Proposed Budget Analysis of Changes in Fund Balance

Fund 397 2012 BRA TIF Refunding Debt Service Fund

	2009/10 Actual	2010/11 Actual	2011/12 Budget	2011/12 Projected	2012/13 Proposed	2012/13 Adopted
Revenues	0	0	0	9,121,300	406,094	0
Expenditures	0	0	0	9,121,300	406,094	0
Excess of Revenues Over (Under) Expenses	0	0	0	0	0	0
Fund Balance - Beginning of Year	0	0	0	0	0	0
Fund Balance - End of Year	0	0	0	0	0	0

City of Jackson
Fiscal Year 2012/13 Proposed Budget
Revenue Detail

Fund 397 2012 BRA TIF Refunding Debt Service Fund

Account Description	2009/10 Actual	2010/11 Actual	2011/12 Budget	2011/12 Projected	2012/13 Proposed	2012/13 Adopted
397-000-000-696.000 Bond Proceeds	0	0	0	7,771,300	0	
397-000-000-699.494 Cont. - BRA Fund	0	0	0	1,350,000	406,094	
Total Revenues	0	0	0	9,121,300	406,094	0

Expenditure Detail

Fund 397 2012 BRA TIF Refunding Debt Service Fund
Dept 945 Debt Service

Account Description	2009/10 Actual	2010/11 Actual	2011/12 Budget	2011/12 Projected	2012/13 Proposed	2012/13 Adopted
Contractual Service:						
397-945-000-818.000 Contractual (Bond Sale)	0	0	0	258,850	0	
397-945-000-963.396 Escrow Transfer	0	0	0	8,862,450	0	
	0	0	0	9,121,300	0	0
Debt Service :						
397-945-000-991.000 Principal	0	0	0	0	75,000	
397-945-000-995.000 Interest	0	0	0	0	329,594	
397-945-000-996.000 Paying Agent Fees	0	0	0	0	1,500	
	0	0	0	0	406,094	0
Total Expenditures	0	0	0	9,121,300	406,094	0

(398) 2002 BRA TIF Debt Service Fund

PURPOSE - This Fund is used to account for the payment of interest and principal on \$ 18.5 million City of Jackson Brownfield Redevelopment Authority Tax Increment Bonds, Series 2002, dated 3/27/02. These Bonds were issued to finance the City's share of parking facilities, infrastructure improvements and environmental-related expenses associated with the construction of the Consumers Energy headquarters to be located in the City's downtown area and pay the costs associated with the issuance of the Bonds. In 2007 Bonds were issued for the purpose of advance refunding the serial bonds maturing June 1, 2013 and 2014 and term bonds maturing June 1, 2026 and 2030, and paying the costs incidental to the issuance of the those Bonds (see Fund #399). The remaining bonds maturing serially June 1, 2008 to June 1, 2012 inclusive, and term bonds maturing June 1, 2022 and June 1, 2024 will be paid by the Authority as scheduled.

CHARACTER - The Bonds are issued in anticipation of the collection of future tax increment revenues derived from the BRA's approved Plan attributable to increases in value of real and personal property on the Eligible Property (Consumers Energy Headquarters). These revenues, which will transferred from the Brownfield Redevelopment Authority Fund as needed to pay the annual debt service, are expected to be sufficient to pay the principal of and interest on the Bonds.

AUTHORITY - The Bonds are issued under the provisions of Act 381 of the Public Acts of Michigan of 1996, as amended, and resolutions adopted by the Brownfield Redevelopment Authority on January 14, 2002 and February 27, 2002.

City of Jackson Fiscal Year 2012/13 Proposed Budget Analysis of Changes in Fund Balance

Fund 398 2002 BRA TIF Debt Service Fund

	2009/10 Actual	2010/11 Actual	2011/12 Budget	2011/12 Projected	2012/13 Proposed	2012/13 Adopted
Revenues	590,848	620,128	637,703	418,347	0	0
Expenditures	590,848	620,128	637,703	418,347	0	0
Excess of Revenues Over (Under) Expenses	0	0	0	0	0	0
Fund Balance - Beginning of Year	2,273	2,273	2,273	2,273	2,273	2,273
Fund Balance - End of Year	2,273	2,273	2,273	2,273	2,273	2,273

City of Jackson
Fiscal Year 2012/13 Proposed Budget
Revenue Detail

Fund 398 2002 BRA TIF Debt Service Fund

Account Description	2009/10 Actual	2010/11 Actual	2011/12 Budget	2011/12 Projected	2012/13 Proposed	2012/13 Adopted
398-000-000-699.494 Cont. - BRA Fund	590,848	620,128	637,703	418,347	0	
Total Revenues	590,848	620,128	637,703	418,347	0	0

Expenditure Detail

Fund 398 2002 BRA TIF Debt Service Fund
Dept 945 Debt Service

Account Description	2009/10 Actual	2010/11 Actual	2011/12 Budget	2011/12 Projected	2012/13 Proposed	2012/13 Adopted
Debt Service :						
398-945-000-991.000 Principal	130,000	165,000	190,000	190,000	0	
398-945-000-995.000 Interest	460,598	454,878	447,453	228,097	0	
398-945-000-996.000 Paying Agent Fees	250	250	250	250	0	
	590,848	620,128	637,703	418,347	0	0
Total Expenditures	590,848	620,128	637,703	418,347	0	0

(399) 2007 BRA TIF Refunding Debt Service Fund

PURPOSE - This Fund is used to account for the payment of interest and principal on \$ 9.905 million City of Jackson Brownfield Redevelopment Authority Tax Increment Refunding Bonds, Series 2007, dated 7/24/07. These Bonds were issued for the purpose of advance refunding the Authority's Tax Increment Bonds, Series 2002, dated 4/11/02 (the "Prior Bonds"), serial bonds maturing June 1, 2013 and 2014 and term bonds maturing June 1, 2026 and 2030, and paying the costs incidental to the issuance of the Bonds. The Prior Bonds maturing serially June 1, 2008 to June 1, 2012 inclusive, and term bonds maturing June 1, 2022 and June 1, 2024 will be paid by the Authority as scheduled.

CHARACTER - The Bonds are issued in anticipation of the collection of future tax increment revenues derived from the BRA's approved Plan attributable to increases in value of real and personal property on the Eligible Property (Consumers Energy Headquarters). These revenues, which will transferred from the Brownfield Redevelopment Authority Fund as needed to pay the annual debt service, are expected to be sufficient to pay the principal of and interest on the Bonds.

AUTHORITY - The Bonds are issued under the provisions of Act 34 of the Public Acts of Michigan of 2001, as amended, and Act 381 of the Public Acts of Michigan of 1996, as amended, and a resolution adopted by the Brownfield Redevelopment Authority on May 25, 2007.

City of Jackson Fiscal Year 2012/13 Proposed Budget Analysis of Changes in Fund Balance

Fund 399 2007 BRA TIF Refunding Debt Service Fund

	2009/10 Actual	2010/11 Actual	2011/12 Budget	2011/12 Projected	2012/13 Proposed	2012/13 Adopted
Revenues	448,929	447,769	446,529	446,529	695,329	0
Expenditures	448,929	447,769	446,529	446,529	695,329	0
Excess of Revenues Over (Under) Expenditures	0	0	0	0	0	0
Fund Balance - Beginning of Year	100	100	100	100	100	100
Fund Balance - End of Year	100	100	100	100	100	100

City of Jackson
Fiscal Year 2012/13 Proposed Budget
Revenue Detail

Fund 399 2007 BRA TIF Refunding Debt Service Fund

Account Description	2009/10 Actual	2010/11 Actual	2011/12 Budget	2011/12 Projected	2012/13 Proposed	2012/13 Adopted
399-000-000-699.494 Cont. - BRA Fund	448,929	447,769	446,529	446,529	695,329	
Total Revenues	448,929	447,769	446,529	446,529	695,329	0

Expenditure Detail

Fund 399 2007 BRA TIF Refunding Debt Service Fund
Dept 945 Debt Service

Account Description	2009/10 Actual	2010/11 Actual	2011/12 Budget	2011/12 Projected	2012/13 Proposed	2012/13 Adopted
Contractual & Other:						
Debt Service :						
399-945-000-991.000 Principal	30,000	30,000	30,000	30,000	280,000	
399-945-000-995.000 Interest	418,604	417,404	416,204	416,204	415,004	
399-945-000-996.000 Paying Agent Fees	325	365	325	325	325	
	448,929	447,769	446,529	446,529	695,329	0
Total Expenditures	448,929	447,769	446,529	446,529	695,329	0

Capital Projects Funds

Capital projects funds are used to account for the acquisition and construction of major capital facilities other than those financed by proprietary funds and trust funds.

(401) Capital Projects Fund

PURPOSE - This Fund is used to account for monies set aside to fund various capital building and land improvements not otherwise funded solely with bond proceeds, public improvement tax levies or proprietary fund (Enterprise and Internal Service Funds, ie... Water Fund, Sewer Fund, Motor Pool Fund,...) resources.

CHARACTER - Transfers from the General Fund (101) as well as other funds will supply this Fund with the monies necessary to purchase or construct the various capital-type items.

AUTHORITY - This Fund was established on July 1, 1998, with the formal adoption of the fiscal year 1998/99 budget by the City Council.

City of Jackson Fiscal Year 2012/13 Proposed Budget Analysis of Changes in Fund Balance

Fund 401 Capital Projects Fund

	2009/10 Actual	2010/11 Actual	2011/12 Budget	2011/12 Projected	2012/13 Proposed	2012/13 Adopted
Revenues	52,852	116,771	635,000	538,102	375,000	0
Expenditures	69,613	116,484	635,000	571,462	387,212	0
Excess of Revenues Over (Under) Expenditures	(16,761)	287	0	(33,360)	(12,212)	0
Fund Balance - Beginning of Year	62,046	45,285	45,572	45,572	12,212	12,212
Fund Balance - End of Year	45,285	45,572	45,572	12,212	0	12,212

City of Jackson
Fiscal Year 2012/13 Proposed Budget
Revenue Detail

Fund 401 Capital Projects Fund

Account Description	2009/10 Actual	2010/11 Actual	2011/12 Budget	2011/12 Projected	2012/13 Proposed	2012/13 Adopted
401-000-000-539.022 State Grant - Inter City Trail	0	0	100,000	0	0	
401-000-000-539.025 State Grant - Bloomfield Park (DNR)	0	0	70,000	70,000	0	
401-000-000-539.036 State Grant - Boos Center	2,700	0	0	0	0	
401-000-000-664.000 Interest	674	288	0	0	0	
401-000-000-675.008 Donations - Kiwanis Club	0	36,000	0	0	0	
401-000-000-675.690 Donations - Forestry	0	0	0	2,820	0	
401-000-000-675.068 Donations - Veterans	0	10,134	0	282	0	
401-000-000-699.245 Cont.- Public Improvement Fund	49,478	70,349	465,000	465,000	375,000	
Total Revenues	52,852	116,771	635,000	538,102	375,000	0

City of Jackson
Fiscal Year 2012/13 Proposed Budget
Capital Projects Fund
Project Costs & Related Funding

A/C #	Project Name	2011/12 Projected				Fiscal Year Costs	2012/13 Proposed				Fiscal Year Costs
		Funding					Funding				
		Public Imp. Fund	Grants/ Donations	General Fund	Fund Balance		Public Imp. Fund	Grants/ Donations	General Fund	Fund Balance	
974.638	Land Improvements- Betsy Butterfield Park					0				10,000	10,000
974.690	Land Improvements - Forestry	25,000	2,820 (A)			27,820				25,000	25,000
976.003	Boos Center Improvements					0				50,000	50,000
976.004	Bloomfield Park Improvements	70,000	70,000 (B)			140,000					0
976.054	Public Arts Committee				33,360 (C)	33,360					0
976.063	Park Improvements-Citywide	50,000				50,000				70,000	70,000
976.066	Sharp Park Golf Course Improvements	185,000				185,000			12,212	155,000	167,212
976.067	Under the Oaks Park Improvements	35,000				35,000				65,000	65,000
976.680	Withington Park		282 (D)			282					0
976.xxx	Inter-City Trail Improvements	100,000				100,000					0
Totals		465,000	73,102	0	33,360	571,462			12,212	375,000	387,212

- (A) Deferred Revenue at 6/30/11 - Donation rec'd. 2/11
- (B) DNR Grant Application
- (C) Carryover of 33,360.44 from 6/30/11.
- (D) Donations - Veterans - Carryover from 6/30/11

City of Jackson
Fiscal Year 2012/13 Proposed Budget
Expenditure Detail

Fund 401 Capital Projects Fund
Dept 901 Capital Projects

Account Description	2009/10 Actual	2010/11 Actual	2011/12 Budget	2011/12 Projected	2012/13 Proposed	2012/13 Adopted
Capital Outlay:						
401-901-000-974.638 Land Imp.-B Butterfield Pk.	0	0	0	0	10,000	
401-901-000-974.690 Land Improvement-Forestry	8,585	0	25,000	27,820	25,000	
401-901-000-976.003 Boos Center Improvements	0	1,565	0	0	50,000	
401-901-000-976.004 Bloomfield Park Improvements	0	230	140,000	140,000	0	
401-901-000-976.006 Nixon Park/Pool Improvements	0	7,350	0	0	0	
401-901-000-976.008 Sharp Park Pool Imp.	3,300	0	0	0	0	
401-901-000-976.013 Exchange Park-Court Imp.	5,200	848	0	0	0	
401-901-000-976.014 Rotary Park	0	3,988	0	0	0	
401-901-000-976.015 Kiwanis Park Improvements	0	63,689	0	0	0	
401-901-000-976.054 Public Arts Committee	17,435	3,475	0	33,360	0	
401-901-000-976.063 Parks Imp.-Citywide	25,257	24,099	50,000	50,000	70,000	
401-901-000-976.064 E. Moorman Plaza (152 E High	4,542	0	0	0	0	
401-901-000-976.065 Optimist Pk-Plygrd/Cts./Signs	5,294	0	0	0	0	
401-901-000-976.066 Sharp Park Golf Course Imp.	0	0	185,000	185,000	167,212	
401-901-000-976.067 Under the Oaks Park Imp.	0	1,106	35,000	35,000	65,000	
401-901-000-976.068 Withington Park Improvemt.	0	10,134	0	282	0	
401-901-000-976.069 Inter City Trail Improvemts	0	0	200,000	100,000	0	
Total Expenditures	69,613	116,484	635,000	571,462	387,212	0

(402) Water Equipment and Replacement Fund

PURPOSE - This Fund is used to account for monies set aside to replace existing equipment of the Water Department.

CHARACTER - Transfers from the Water Fund (591) supply this Fund with the monies necessary to purchase or contract machinery, vehicles, building improvements and other capital-type items.

AUTHORITY - This Fund was established on July 1, 1988, with the formal adoption of the fiscal year 1988/89 budget by the City Commission.

City of Jackson Fiscal Year 2012/13 Proposed Budget Analysis of Changes in Fund Balance

Fund 402 Water Equipment & Replacement Fund

	2009/10 Actual	2010/11 Actual	2011/12 Budget	2011/12 Projected	2012/13 Proposed	2012/13 Adopted
Revenues	1,307,776	952,954	1,014,000	1,406,000	1,506,000	0
Expenditures:	1,331,568	1,152,325	1,698,995	1,833,144	1,907,430	0
Excess of Revenues Over (Under) Expenditures	(23,792)	(199,371)	(684,995)	(427,144)	(401,430)	0
Fund Balance - Beginning of Year	2,145,643	2,121,851	1,922,480	1,922,480	1,495,336	1,495,336
Fund Balance - End of Year	2,121,851	1,922,480	1,237,485	1,495,336	1,093,906	1,495,336

City of Jackson
Fiscal Year 2012/13 Proposed Budget
Revenue Detail

Fund 402 Water Equipment & Replacement Fund

Account Description	2009/10 Actual	2010/11 Actual	2011/12 Budget	2011/12 Projected	2012/13 Proposed	2012/13 Adopted
402-000-000-501.000 Federal Grant	17,165	0	0	0	0	0
402-000-000-539.403 St. Grant - Wellhead Prot.	3,690	0	0	0	0	0
402-000-000-664.000 Interest	21,094	11,354	14,000	6,000	6,000	0
402-000-000-685.000 Insurance Refund	0	0	0	0	0	0
402-000-000-685.677 Insurance Refund-W/C Fund	1,827	1,600	0	0	0	0
402-000-000-698.000 Miscellaneous	4,000	0	0	0	0	0
402-000-000-699.591 Cont.-Water Fund	1,260,000	940,000	1,000,000	1,400,000	1,500,000	0
Total Revenues	1,307,776	952,954	1,014,000	1,406,000	1,506,000	0

City of Jackson
Fiscal Year 2012/13 Proposed Budget
Expenditure Detail

Fund 402 Water Equipment & Replacement Fund
Dept 458 New Water Main Construction

Account Description	2009/10 Actual	2010/11 Actual	2011/12 Budget	2011/12 Projected	2012/13 Proposed	2012/13 Adopted
Personal Services:						
402-458-000-706.000 Salaries and Wages	61,887	46,403	35,713	93,485	72,934	
402-458-000-707.000 Wages-Temporary	0	187	0	0	0	
402-458-000-709.000 Overtime	6,206	5,141	7,547	7,547	6,264	
402-458-000-715.000 Employers FICA	5,221	3,626	3,309	7,729	6,059	
402-458-000-719.000 Health Insurance	10,349	8,752	4,461	22,761	10,262	
402-458-000-719.678 RX Drug Insurance	1,885	1,892	1,259	5,373	0	
402-458-000-719.679 Health Insurance Deductible	0	0	2,618	272	2,114	
402-458-000-722.000 Pension-General	5,308	4,116	3,694	10,678	7,856	
402-458-000-724.000 Unemployment	176	359	316	428	503	
402-458-000-724.001 Workers Compensation	666	459	411	1,109	813	
402-458-000-725.000 Other Fringe Benefits	1,237	1,746	582	2,168	1,186	
	<u>92,935</u>	<u>72,681</u>	<u>59,910</u>	<u>151,550</u>	<u>107,991</u>	<u>0</u>
Material and Supplies:						
402-458-000-782.000 Materials	44	92,235	600	600	600	
	<u>44</u>	<u>92,235</u>	<u>600</u>	<u>600</u>	<u>600</u>	<u>0</u>
Contractual and Other:						
402-458-000-818.000 Contractual Services	779,366	661,688	970,808	997,574	929,699	
402-458-000-943.000 Equipment Rental - MP	1,030	206	1,000	750	1,000	
402-458-000-966.000 PW Overhead	963	38	400	400	400	
402-458-000-967.000 ENG Overhead	49,176	33,891	30,282	70,722	63,358	
	<u>830,535</u>	<u>695,823</u>	<u>1,002,490</u>	<u>1,069,446</u>	<u>994,457</u>	<u>0</u>
New Water Main Construction	<u>923,514</u>	<u>860,739</u>	<u>1,063,000</u>	<u>1,221,596</u>	<u>1,103,048</u>	<u>0</u>

WORK PROJECT DETAIL

Work Project Titles:						
Foote, Hallett & North	-			8,079	-	
Jackson: Louis Glick to Ganson	-			32,156	-	
Loomis: Leroy to Argyle (CDBG)			228,000	202,063	-	
Mason: Mechanic to Francis (CDBG)			85,000	77,086	-	
Misc. Water Projects			5,000	32,800	17,920	
Ganson: Center to Steward			223,000	306,100	-	
North St.: Blackstone to Cooper			-	94,565	-	
West: Wildwood to Ganson			26,000	15,000	-	
Wilkins: Greenwood to Francis			237,000	220,747	-	
Biddle: Jackson to Williams			4,000	-	76,000	
Biddle: Mechanic to Francis			6,000	-	-	
Durand: South end to Morrell			167,000	167,000	124,000	
Foreset: Bend to Edgewood			7,000	-	-	
Homewild & Forest: Ellery to Edgewood			7,000	8,000	172,000	
Water Mapping & Gis			57,000	27,000	57,000	
Hibbard: Wildwood to Railroad			-	7,000	172,000	
Wildwood: Edward to Steward (JHS)			11,000	24,000	234,000	
Carlton: Brown to Wisner			-	-	9,000	
Thompson: Morrell to Carlton			-	-	6,000	
Higby: Morrell to Carlton			-	-	6,000	
Fourth: Linden to Griswold			-	-	147,128	
Webster: Oakdale to Elmwood			-	-	82,000	
			<u>1,063,000</u>	<u>1,221,596</u>	<u>1,103,048</u>	<u>0</u>

City of Jackson
Fiscal Year 2012/13 Proposed Budget
Expenditure Detail

Fund 402 Water Equipment & Replacement Fund
Dept 591 Capital Assets - Other

Account Description	2009/10 Actual	2010/11 Actual	2011/12 Budget	2011/12 Projected	2012/13 Proposed	2012/13 Adopted
Capital Outlay:						
402-591-000-818.258 GIS Services - MIS	36,561	40,799	38,588	40,729	42,032	
402-591-000-972.000 Water Mains	74,878	0	0	0	0	
402-591-000-976.000 Building Additions	46,914	72,841	5,000	77,841	90,000	
402-591-000-982.000 Machinery & Equipment	30,704	20,377	111,655	124,985	125,787	
402-591-000-982.001 Meters	70,939	64,402	241,000	120,000	246,000	
402-591-000-982.002 Wellfield	0	0	46,300	46,300	51,615	
402-591-000-982.003 Pumping Station	0	0	0	0	0	
402-591-000-982.004 Storage Tanks	0	0	300	300	300	
402-591-000-982.005 Engineering	18,445	6,343	19,000	19,000	42,000	
402-591-000-982.006 Treatment Plant	12,340	0	13,600	13,600	4,655	
402-591-000-982.009 State Prison of Michigan	25,320	25,320	25,320	25,320	25,320	
402-591-000-982.010 Well Abandonment Program	20	0	30,000	30,000	30,000	
402-591-000-982.011 Wellhead Protection Prog.	660	0	20,000	20,000	20,000	
402-591-000-982.012 Cross Connection Program	0	28,888	43,332	43,332	43,332	
402-591-000-983.000 Office Equipment	8,360	4,627	1,900	6,900	12,100	
402-591-000-984.003 GIS Projects	8,732	1,920	10,000	13,241	13,241	
402-591-000-985.000 Vehicles	74,181	26,069	30,000	30,000	58,000	
	408,054	291,586	635,995	611,548	804,382	0
Total Capital Assets-Other	408,054	291,586	635,995	611,548	804,382	0
Total Expenses	1,331,568	1,152,325	1,698,995	1,833,144	1,907,430	0

(404) Sanitary Sewer Maintenance Fund

PURPOSE - This Fund is used to account for monies set aside for the maintenance of existing sanitary sewers.

CHARACTER - This fund receives its monies from Sewage Fund (590) contributions. Monies are then utilized to reimburse the City's Department of Public Services for costs incurred in the maintenance of existing sanitary sewers which are determined in need of maintenance by the Director of Public Services.

AUTHORITY - The activity relating to this Fund was previously recorded in the General Fund. It was determined that a separate Fund would simplify this activity in fiscal year 2004 and this Fund was created.

City of Jackson Fiscal Year 2012/13 Proposed Budget Analysis of Changes in Fund Balance

Fund 404 Sanitary Sewer Maintenance Fund

	2009/10 Actual	2010/11 Actual	2011/12 Budget	2011/12 Projected	2012/13 Proposed	2012/13 Adopted
Revenues	468,302	342,246	517,165	516,800	512,166	0
Expenditures	468,302	342,246	517,165	516,800	512,166	0
Excess of Revenues Over (Under) Expenditures	0	0	0	0	0	0
Fund Balance - Beginning of Year	0	0	0	0	0	0
Fund Balance - End of Year	0	0	0	0	0	0

City of Jackson
Fiscal Year 2012/13 Proposed Budget
Revenue Detail

Fund 404 Sanitary Sewer Maintenance Fund

Account Description	2009/10 Actual	2010/11 Actual	2011/12 Budget	2011/12 Projected	2012/13 Proposed	2012/13 Adopted
404-000-000-664.000 Interest	42	16	0	0	0	
404-000-000-685.677 Insurance Refund - W/C	4,838	4,600	0	0	0	
404-000-000-698.000 Miscellaneous	0	0	0	0	0	
404-000-000-699.590 Cont.-Sewer Fund	463,422	337,630	517,165	516,800	512,166	
Total Revenues	468,302	342,246	517,165	516,800	512,166	0

City of Jackson
Fiscal Year 2012/13 Proposed Budget
Expenditure Detail

Fund 404 Sanitary Sewer Maintenance Fund
Dept 456 Sanitary Sewer Maintenance

Account Description	2009/10 Actual	2010/11 Actual	2011/12 Budget	2011/12 Projected	2012/13 Proposed	2012/13 Adopted
Personal Services:						
404-456-000-706.000	Salaries and Wages	91,762	71,813	96,000	96,000	96,000
404-456-000-707.000	Wages-Temporary	0	0	0	100	100
404-456-000-709.000	Overtime	4,287	3,495	7,000	7,000	7,000
404-456-000-715.000	Employers FICA	7,230	5,769	7,880	7,887	7,887
404-456-000-719.000	Health Insurance	23,080	22,721	18,662	26,018	22,572
404-456-000-719.678	RX Drug Insurance	4,748	5,146	5,347	7,072	0
404-456-000-719.679	Health Insurance Deductible	0	0	10,867	0	4,313
404-456-000-722.000	Pension-General	7,288	6,435	8,796	9,486	10,218
404-456-000-724.000	Unemployment	185	426	834	784	784
404-456-000-724.001	Workers Compensation	2,226	1,776	2,379	2,392	2,392
404-456-000-725.000	Other Fringe Benefits	911	886	2,256	2,000	2,256
		<u>141,717</u>	<u>118,467</u>	<u>160,021</u>	<u>158,739</u>	<u>153,522</u>
						0
Material and Supplies:						
404-456-000-782.000	Materials	55,146	18,640	59,092	59,092	59,092
		<u>55,146</u>	<u>18,640</u>	<u>59,092</u>	<u>59,092</u>	<u>59,092</u>
						0
Contractual and Other:						
404-456-000-818.000	Contractual Services	5,979	1,200	10,000	10,000	10,000
404-456-000-853.000	Telephone	747	1,060	1,300	1,800	1,800
404-456-000-914.000	Insurance	4,500	4,500	4,500	4,500	4,500
404-456-000-943.000	Equipment Rental - MP	173,092	129,774	189,552	188,769	189,552
404-456-000-960.000	PW Overhead	85,259	67,550	92,700	92,700	92,700
404-456-000-966.000	ENG Overhead	0	490	0	200	0
		<u>269,577</u>	<u>204,574</u>	<u>298,052</u>	<u>297,969</u>	<u>298,552</u>
						0
Capital Outlay:						
404-456-000-984.000	Software	1,862	565	0	1,000	1,000
		<u>1,862</u>	<u>565</u>	<u>0</u>	<u>1,000</u>	<u>1,000</u>
						0
		468,302	342,246	517,165	516,800	512,166
						0

WORK PROJECT DETAIL

Work Project Titles:	2009/10 Actual	2010/11 Actual	2011/12 Budget	2011/12 Projected	2012/13 Proposed	2012/13 Adopted
Geo Data Base	1,861	565	-	850	-	-
Repair By Dpw	69,484	85,804	87,395	87,000	87,000	87,000
Repair By Contractor	4,779	0	6,000	6,000	6,000	6,000
Clean And Flush	196,696	141,252	185,920	186,000	186,000	186,000
Stake And Locate	22,688	25,293	36,000	36,000	36,000	36,000
Manhole Work	84,046	49,795	64,000	64,000	63,516	63,516
Sewer Needs Study	-	1,640	-	300	-	-
Sundry Maintenance	-	852	-	-	-	-
Sewer Maint.-GIS	85	241	3,200	3,000	3,000	3,000
Heavy Sewer Cleaning	4,517	217	40,000	40,000	38,000	38,000
Sewer Maint.-Sewer Separation	14,998	181	12,000	12,000	12,000	12,000
Sewer Televising	45,148	31,906	61,000	60,000	59,000	59,000
Unreimbursable Sewer Backup	4,500	4,500	4,500	4,500	4,500	4,500
Video Inspec. Veh. Equip.Upgrades/Mt.	19,500	-	17,150	17,150	17,150	17,150
	<u>468,302</u>	<u>342,246</u>	<u>517,165</u>	<u>516,800</u>	<u>512,166</u>	<u>0</u>
						0

(405) Sanitary Sewer Replacement Fund

PURPOSE - This Fund is used to account for monies set aside for the replacement of existing sanitary sewers.

CHARACTER - This fund receives its monies from Sewage Fund (590) contributions. Monies are then utilized to reimburse the City's Engineering Department for costs incurred in the replacement of existing sanitary sewers which are determined in need of replacement by the City Engineer.

AUTHORITY - This Fund was established by action of the City Commission through formal budget adoption.

City of Jackson Fiscal Year 2012/13 Proposed Budget Analysis of Changes in Fund Balance

Fund 405 Sanitary Sewer Replacement Fund

	2009/10 Actual	2010/11 Actual	2011/12 Budget	2011/12 Projected	2012/13 Proposed	2012/13 Adopted
Revenues	664,486	660,092	663,000	654,778	654,778	0
Expenditures	392,574	509,377	745,500	597,481	890,011	0
Excess of Revenues Over (Under) Expenditures	271,912	150,715	(82,500)	57,297	(235,233)	0
Fund Balance - Beginning of Year	1,637,708	1,909,620	2,060,335	2,060,335	2,117,632	2,117,632
Fund Balance - End of Year	1,909,620	2,060,335	1,977,835	2,117,632	1,882,399	2,117,632

City of Jackson
Fiscal Year 2012/13 Proposed Budget
Revenue Detail

Fund 405 Sanitary Sewer Replacement Fund

Account Description	2009/10 Actual	2010/11 Actual	2011/12 Budget	2011/12 Projected	2012/13 Proposed	2012/13 Adopted
405-000-000-664.000 Interest	14,820	10,792	15,000	6,778	6,778	
405-000-000-685.677 Insurance Refund - W/C	1,666	1,300	0	0	0	
405-000-000-698.000 Miscellaneous	0	0	0	0	0	
405-000-000-699.590 Cont.- Sewer Fund	648,000	648,000	648,000	648,000	648,000	
Total Revenues	664,486	660,092	663,000	654,778	654,778	0

Expenditure Detail

Fund 405 Sanitary Sewer Replacement Fund
Dept 457 New Sewer Construction

Account Description	2009/10 Actual	2010/11 Actual	2011/12 Budget	2011/12 Projected	2012/13 Proposed	2012/13 Adopted
Personal Services:						
405-457-000-706.000 Salaries and Wages	29,559	36,948	55,999	40,035	57,049	
405-457-000-707.000 Wages-Temporary	459	0	1,411	500	1,411	
405-457-000-709.000 Overtime	619	4,231	3,577	3,577	3,062	
405-457-000-715.000 Employers FICA	2,676	3,042	4,665	3,375	4,706	
405-457-000-719.000 Health Insurance	5,297	8,034	6,995	10,966	8,027	
405-457-000-719.678 RX Drug Insurance	992	1,722	1,974	2,680	0	
405-457-000-719.679 Health Insurance Deductible	0	0	4,105	118	1,653	
405-457-000-722.000 Pension-General	2,656	3,454	5,088	4,326	5,963	
405-457-000-724.000 Unemployment	147	83	495	276	394	
405-457-000-724.001 Workers Compensation	392	457	645	446	636	
405-457-000-725.000 Other Fringe Benefits	556	1,102	913	651	928	
	43,353	59,073	85,867	66,950	83,829	0
Material and Supplies:						
405-457-000-782.000 Materials	8,894	5,690	0	600	0	0
	8,894	5,690	0	600	0	0
Contractual and Other:						
405-457-000-818.000 Contractual Services	307,060	403,659	609,930	493,458	750,094	
405-457-000-943.000 Equipment Rental - MP	7,101	14,106	5,000	3,945	5,000	
405-457-000-966.000 PW Overhead	3,067	4,672	3,000	2,000	3,000	
405-457-000-967.000 ENG Overhead	23,099	22,177	41,703	30,528	48,088	
	340,327	444,614	659,633	529,931	806,182	0
New Sewer Construction	392,574	509,377	745,500	597,481	890,011	0

City of Jackson
Fiscal Year 2012/13 Proposed Budget
Expenditure Detail

Fund 405 Sanitary Sewer Replacement Fund
Dept 457 New Sewer Construction (Continued)

Account Description	2011/12 Budget	2011/12 Projected	2012/13 Proposed	2012/13 Adopted
<u>WORK PROJECT DETAIL</u>				
Work Project Titles:				
E. Michigan Sewer Lining	264,000	-	-	
Ganson: Wisner to Jackson	39,000	105,000	-	
Jackson: Louis Glick to Ganson	-	15,366	-	
Mechanic: Mason to Franklin	-	18,096	-	
Misc. Sanitary Sewer Const.	47,000	41,000	29,000	
North St. at RR Crossing-Rehab.	15,000	-	15,000	
North: Blackstone to Cooper	-	82,231	-	
Sewer Mapping & GIS	36,000	24,000	41,011	
Sewer Separation	10,000	6,000	10,000	
Sewer Studies & Permits	15,000	14,000	15,000	
Sewer Televising Inspection	25,000	13,000	15,000	
Third: High to McNeal	36,000	42,000	-	
West: Wildwood to Ganson	20,000	5,000	-	
Durand: South end to Morrell	80,500	43,000	-	
Wilkins: Jackson to Francis (CDBG)	158,000	136,638	-	
Douglas Ct Sanitary Sewer	-	4,615	11,000	
Hibbard & Alma Ct Sewer Separation	-	15,036	229,000	
North: Waterloo to East	-	32,499	-	
Biddle: Jackson to Williams	-	-	32,000	
Homewild: Ellery to Edgewood	-	-	11,000	
Homewild: Perrine to State	-	-	49,000	
Rockwell: Jackson to Williams	-	-	33,000	
Fleming north of Maguire-Rehab.	-	-	19,000	
Mechanic: Franklin to Wesley-Rehab.	-	-	30,000	
Michigan Ave-Rehab.	-	-	264,000	
Washington: Blackston to Jackson-Rehab.	-	-	87,000	
	745,500	597,481	890,011	0

(406) Wastewater Equipment Replacement Fund

PURPOSE - This Fund is used to account for monies set aside to replace existing equipment of the Sewage Treatment Plant.

CHARACTER - Transfers from the Sewage Fund (590) supply this Fund with monies necessary to purchase or construct machinery, vehicles, building improvements etc. The expenditures must be for replacements of existing equipment or structures.

AUTHORITY - This fund is authorized by Chapter 21, Section 2.74 (b) of the Jackson City Code.

City of Jackson Fiscal Year 2012/13 Proposed Budget Analysis of Changes in Fund Balance

Fund 406 Wastewater Equipment Replacement Fund

	2009/10 Actual	2010/11 Actual	2011/12 Budget	2011/12 Projected	2012/13 Proposed	2012/13 Adopted
Revenues	641,226	635,838	643,000	643,000	643,000	0
Expenditures	30,317	383,579	1,095,000	1,020,500	1,164,000	0
Excess of Revenues Over (Under) Expenditures	610,909	252,259	(452,000)	(377,500)	(521,000)	0
Fund Balance - Beginning of Year	2,271,758	2,882,667	3,134,926	3,134,926	2,757,426	2,757,426
Fund Balance - End of Year	2,882,667	3,134,926	2,682,926	2,757,426	2,236,426	2,757,426

City of Jackson
Fiscal Year 2012/13 Proposed Budget
Revenue Detail

Fund 406 Wastewater Equipment Replacement Fund

Account Description	2009/10 Actual	2010/11 Actual	2011/12 Budget	2011/12 Projected	2012/13 Proposed	2012/13 Adopted
406-000-000-664.000 Interest	23,226	17,838	25,000	25,000	25,000	
406-000-000-699.590 Cont.-Sewer Fund	618,000	618,000	618,000	618,000	618,000	
Total Revenues	641,226	635,838	643,000	643,000	643,000	0

Expenditure Detail

Fund 406 Wastewater Equipment Replacement Fund
Dept 548 Wastewater Equipment Replacement

Account Description	2009/10 Actual	2010/11 Actual	2011/12 Budget	2011/12 Projected	2012/13 Proposed	2012/13 Adopted
Capital Outlay:						
406-548-000-976.000 Building Additions	0	517	0	0	0	
406-548-000-982.000 Machinery & Equipment	13,935	37,167	45,000	50,500	50,000	
406-548-000-982.001 Meters	7,673	2,964	15,000	15,000	15,000	
406-548-000-982.003 Pumping Station	0	14,683	255,000	175,000	300,000	
406-548-000-982.006 Treatment Plant	8,709	328,248	750,000	750,000	750,000	
406-548-000-985.000 Vehicles	0	0	30,000	30,000	49,000	
	30,317	383,579	1,095,000	1,020,500	1,164,000	0
Total Expenditures	30,317	383,579	1,095,000	1,020,500	1,164,000	0

(494) Brownfield Redevelopment Authority Fund

PURPOSE - This Fund is used to account for the receipt and expenditure of tax increments based on the captured assessed value of property within the Redevelopment Area. The Authority is authorized to capture tax increment revenues from all taxing units, including school districts and the State, and use those revenues to assess the environmental status of a property, to take steps to prevent or mitigate exposure or harm from the existing contamination, and to clean up existing contamination. Under certain circumstances, an Authority is permitted to use tax increment revenues captured on a parcel of property on any other environmentally contaminated property in the municipality.

CHARACTER - The moneys credited to the Fund and on hand therein from time to time shall be used annually in the manner provided in the Brownfield Plan, as amended.

AUTHORITY - This Fund was established by resolution of the City Commission on April 1, 1997 with the formation of the City of Jackson Brownfield Redevelopment Authority.

City of Jackson Fiscal Year 2012/13 Proposed Budget Analysis of Changes in Fund Balance

Fund 494 Brownfield Redevelopment Authority Fund

	2009/10 Actual	2010/11 Actual	2011/12 Budget	2011/12 Projected	2012/13 Proposed	2012/13 Adopted
Revenues	1,418,013	1,327,589	1,272,500	1,205,246	1,113,579	0
Expenditures	1,365,956	1,348,219	1,342,648	2,377,050	1,285,887	0
Excess of Revenues Over (Under) Expenditures	52,057	(20,630)	(70,148)	(1,171,804)	(172,308)	0
Fund Balance - Beginning of Year	3,017,388	3,069,445	3,048,815	3,048,815	1,877,011	1,877,011
Fund Balance - End of Year	3,069,445	3,048,815	2,978,667	1,877,011	1,704,703	1,877,011

City of Jackson
Fiscal Year 2012/13 Proposed Budget
Revenue Detail

Fund 494 Brownfield Redevelopment Authority Fund

Account Description	2009/10 Actual	2010/11 Actual	2011/12 Budget	2011/12 Projected	2012/13 Proposed	2012/13 Adopted
494-000-000-403.003 Curr. Prop. Taxes-Micromatic	2,360	1,093	0	0	0	
494-000-000-403.004 Curr. Prop. Taxes-Consumers	1,161,198	1,099,927	1,050,000	1,087,348	976,795	
494-000-000-403.005 Curr. Prop. Taxes-JGW	18,002	17,367	17,500	15,078	14,100	
494-000-000-403.006 Curr. Prop. Taxes-Home Depot	181,778	170,630	160,000	70,396	69,322	
494-000-000-403.007 Curr. Prop. Taxes-Heat Control.	16,071	13,208	11,000	12,420	10,000	
494-000-000-403.008 Curr. Prop. Taxes-Lifeways	4,545	1,596	1,000	0	0	
494-000-000-403.009 Curr. Prop. Taxes-DNT	9,448	8,169	8,000	8,004	8,200	
494-000-000-403.010 Curr. Prop. Taxes-GLHHC	0	0	0	0	16,950	
494-000-000-403.011 Curr. Prop. Taxes-Full Spectrum	0	0	0	0	11,212	
494-000-000-664.000 Interest	24,611	15,599	25,000	12,000	7,000	
Total Revenues	1,418,013	1,327,589	1,272,500	1,205,246	1,113,579	0

City of Jackson
Fiscal Year 2012/13 Proposed Budget
Expenditure Detail

Fund 494 Brownfield Redevelopment Authority Fund
Dept 745 Brownfield Redevelopment Projects

Account Description	2009/10 Actual	2010/11 Actual	2011/12 Budget	2011/12 Projected	2012/13 Proposed	2012/13 Adopted
Personal Services:						
494-745-000-702.000	0	1,786	0	0	0	
494-745-000-706.000	51,423	40,220	50,000	43,150	52,404	
494-745-000-707.000	7,342	2,556	2,500	4,010	10,400	
494-745-000-715.000	4,245	3,387	4,000	3,750	4,011	
494-745-000-719.000	7,510	3,604	7,000	2,345	2,042	
494-745-000-719.678	1,346	737	1,100	420	0	
494-745-000-719.679	0	0	0	275	610	
494-745-000-722.000	3,807	3,387	4,600	2,710	1,375	
494-745-000-724.000	211	310	300	265	514	
494-745-000-724.001	80	87	80	65	71	
494-745-000-725.000	130	580	420	365	525	
	<u>76,094</u>	<u>56,654</u>	<u>70,000</u>	<u>57,355</u>	<u>71,952</u>	<u>0</u>
Contractual And Other :						
494-745-000-818.000	34,918	20,161	0	1,000	1,000	
494-745-000-818.030	2,942	2,360	1,929	3,454	0	
494-745-000-818.031	16,579	15,899	15,987	13,565	12,540	
494-745-000-818.048	6,483	5,791	5,000	5,406	5,000	
494-745-000-818.058	0	3,575	0	0	0	
494-745-000-818.059	0	0	0	0	11,950	
494-745-000-818.060	0	0	0	0	0	
494-745-000-956.000	2,839	3,657	4,500	4,500	4,500	
494-745-000-999.397	0	0	0	1,350,000	406,094	
494-745-000-999.398	590,848	620,128	637,703	418,347	0	
494-745-000-999.399	448,929	447,769	446,529	446,529	695,329	
494-745-000-999.643	186,324	172,225	161,000	76,894	77,522	
	<u>1,289,862</u>	<u>1,291,565</u>	<u>1,272,648</u>	<u>2,319,695</u>	<u>1,213,935</u>	<u>0</u>
Total Expenditures	<u>1,365,956</u>	<u>1,348,219</u>	<u>1,342,648</u>	<u>2,377,050</u>	<u>1,285,887</u>	<u>0</u>

(496) Downtown Development Authority Project Fund

PURPOSE - This Fund is used to account for the receipt and expenditure of tax increments based on the captured assessed value of property within the Amended Development Area.

CHARACTER - The moneys credited to the Project Fund and on hand therein from time to time shall be used annually in the manner provided in the Tax Increment Financing Plan portion of the Amended Plan.

AUTHORITY - This Fund was established on July 1, 1993, per City Ordinance 92-16 adopted by the City Commission on October 20, 1992.

City of Jackson Fiscal Year 2012/13 Proposed Budget Analysis of Changes in Fund Balance

Fund 496 Downtown Development Authority Project Fund

	2009/10 Actual	2010/11 Actual	2011/12 Budget	2011/12 Projected	2012/13 Proposed	2012/13 Adopted
Revenues	991,239	1,011,473	1,046,602	1,046,602	840,548	0
Expenditures	1,360,612	1,389,928	539,069	319,091	340,475	0
Excess of Revenues Over (Under) Expenditures	(369,373)	(378,455)	507,533	727,511	500,073	0
Fund Balance - Beginning of Year	690,210	320,837	(57,618)	(57,618)	669,893	669,893
Fund Balance - End of Year	320,837	(57,618)	449,915	669,893	1,169,966	669,893

City of Jackson
Fiscal Year 2012/13 Proposed Budget
Revenue Detail

Fund 496 Downtown Development Authority Project Fund

Account Description	2009/10 Actual	2010/11 Actual	2011/12 Budget	2011/12 Projected	2012/13 Proposed	2012/13 Adopted
496-000-000-403.000 Current Property Taxes	984,502	1,010,638	1,038,602	1,038,602	830,548	
496-000-000-664.000 Interest	4,387	835	8,000	8,000	10,000	
496-000-000-698.000 Miscellaneous	0	0	0	0	0	
496-000-000-668.000 Rents - Hayes Hotel	2,350	0	0	0	0	
Total Revenues	991,239	1,011,473	1,046,602	1,046,602	840,548	0

Expenditure Detail

Fund 496 Downtown Development Authority Project Fund
Dept 741 Tax Increment Finance Construction

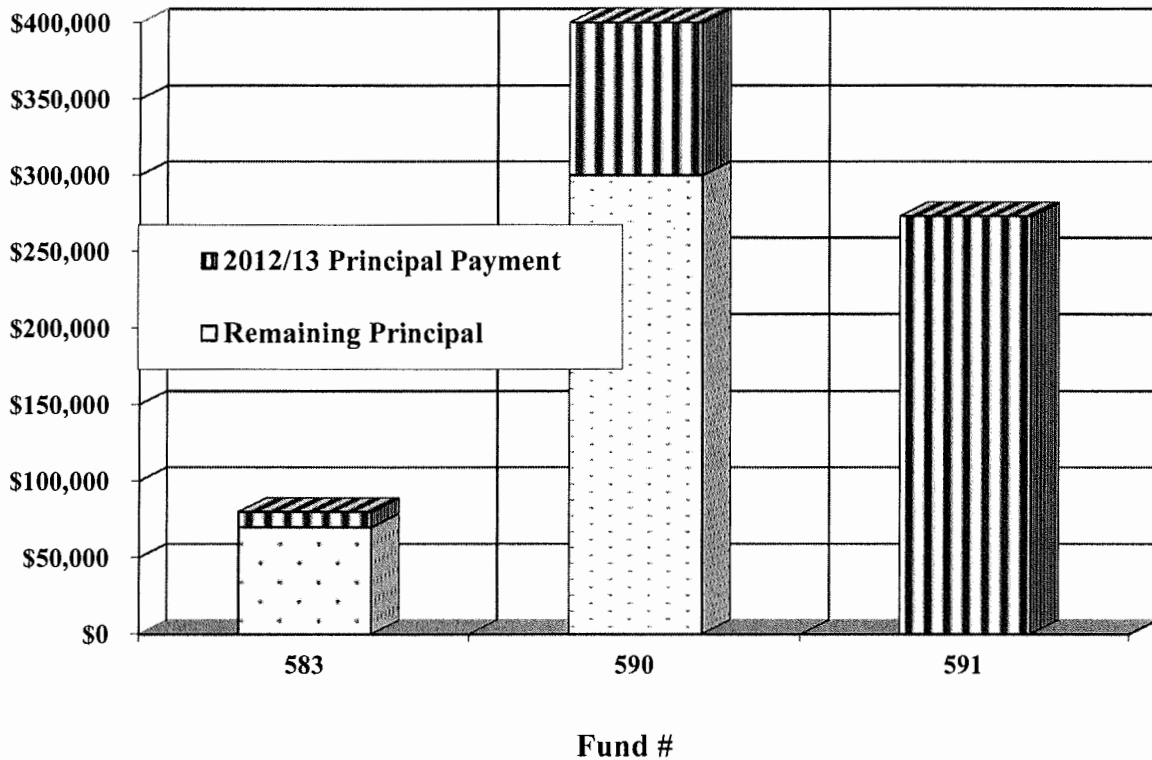
Account Description	2009/10 Actual	2010/11 Actual	2011/12 Budget	2011/12 Projected	2012/13 Proposed	2012/13 Adopted
Contractual And Other :						
496-741-000-818.008 DDA Administration	0	0	0	730	0	
496-741-000-818.055 Alleg. Health - 1201 E. Mich.	13,955	83,709	141,109	85,054	77,000	
496-741-000-931.002 Bldg. Maint. - Hayes Hotel	30,592	10,119	0	15,000	15,000	
496-741-000-962.000 Uncollectible Accounts	0	0	0	50,000	0	
496-741-000-999.323 Cont.-MULA Loan D/S Fd.	144,000	52,000	0	0	0	
496-741-000-999.395 Cont.-2001 DDA TIF D/S Fd.	1,139,263	1,244,100	550	550	550	
496-741-000-999.396 Cont.-2011 DDA TIF Ref. D/S Fd.	0	0	397,410	167,757	247,925	
496-741-000-999.585 Cont.-Auto Parking Fund	32,802	0	0	0	0	
	1,360,612	1,389,928	539,069	319,091	340,475	0
Total Expenditures	1,360,612	1,389,928	539,069	319,091	340,475	0

Enterprise Funds

Enterprise funds are used to account for operations that are financed and operated in a manner similar to private business enterprises -- where the intent of the government's commission is that the cost of providing goods or services to the general public on a continuing basis be financed or recovered through user charges; or where the government's council has decided that periodic determination of net income is appropriate for accountability purposes.

City of Jackson
Fiscal Year 2012/13 Proposed Budget
Enterprise Funds
Debt Summary

Fund#	Issue Name	Date Issued	Issue Amount	Principal Outstanding 6/30/2012	FY 2012/13	
					Principal	Interest
583	Ella W. Sharp Endowment Fund Loan	3/28/1995	\$ 200,000	\$ 80,000	\$ 10,000	\$ 2,000
590	Sewage Disp. Sys. Revenue Bonds - 2000	10/1/2000	995,000	400,000	100,000	18,375
591	2009 Water Revenue Refunding Bonds	4/23/2009	1,051,000	273,000	273,000	9,282
Enterprise Fund Totals			\$ 2,246,000	\$ 753,000	\$ 383,000	\$ 29,657



(583) Sharp Park Golf Practice Center Fund

PURPOSE - This Fund is used to account for the construction and operation of the Sharp Park Golf Practice Center.

CHARACTER - On March 1, 1994, the City Commission authorized the Ella W. Sharp Endowment Fund (718) "to loan an amount not to exceed \$150,000, for the purpose of designing and constructing a golf practice center, with such amount repayable in twelve (12) equal annual installments, including interest at 5%." In addition to this loan amount the Fund will receive a contribution in the amount of \$100,000 from the Ella W. Sharp Park Operating Fund (208). A change to the original planned location amended the planned construction and necessitated the need for an additional contribution from the Ella W. Sharp Park Operating Fund (208) for a total of \$100,000, as well as an additional \$50,000 loan from the Ella W. Sharp Endowment Fund (718) for a total of \$200,000 repayable in twenty (20) annual installments, including interest at 5%. Upon complete repayment of the loan it is the intent of the Park's current management to consolidate the reporting of this operation with that of other park operations now currently accounted for in the Ella W. Sharp Park Operating Fund (208).

AUTHORITY - This Fund was established by adoption of a Budget Resolution of the City Commission on March 1, 1994.

City of Jackson Fiscal Year 2012/13 Proposed Budget Analysis of Estimated Changes in Working Capital

Fund 583 Sharp Park Golf Practice Center Fund

	2009/10 Actual	2010/11 Actual	2011/12 Budget	2011/12 Projected	2012/13 Proposed	2012/13 Adopted
Revenues	63,907	58,633	68,200	61,750	64,500	
Expenses	63,439	59,016	66,151	60,928	63,775	
Excess of Revenues Over (Under) Expenses	468	(383)	2,049	822	725	
Add: Depreciation	17,836	17,836	17,836	17,836	17,836	
Repayment of Loan	(10,000)	(10,000)	(10,000)	(10,000)	(10,000)	
Increase (Decrease) in Working capital	8,304	7,453	9,885	8,658	8,561	
Working Capital - Beginning of Year	3,060	11,364	18,817	18,817	27,475	27,475
Working Capital - End of Year	<u>11,364</u>	<u>18,817</u>	<u>28,702</u>	<u>27,475</u>	<u>36,036</u>	<u>27,475</u>

City of Jackson
Fiscal Year 2012/13 Proposed Budget
Revenue Detail

Fund 583 Ella W. Sharp Park Golf Practice Center Fund

Account Description	2009/10 Actual	2010/11 Actual	2011/12 Budget	2011/12 Projected	2012/13 Proposed	2012/13 Adopted
583-000-000-644.000 Merchandise	2,328	2,272	3,500	2,000	2,000	
583-000-000-651.001 Golf Fees	46,963	44,583	53,000	48,000	50,750	
583-000-000-664.000 Interest	38	78	0	50	50	
583-000-000-685.677 Insurance Refund - W/C	1,828	1,700	1,700	1,700	1,700	
583-000-000-699.245 Contrib.-Public Imp. Fd.	12,750	10,000	10,000	10,000	10,000	
Total Revenues	63,907	58,633	68,200	61,750	64,500	0

Expenditure Detail

Fund 583 Ella W. Sharp Park Golf Practice Center Fund
Dept 583 Golf Practice Center

Account Description	2009/10 Actual	2010/11 Actual	2011/12 Budget	2011/12 Projected	2012/13 Proposed	2012/13 Adopted
Personal Services:						
583-583-000-707.000 Wages-Temporary	31,182	26,931	31,001	29,500	30,026	
583-583-000-715.000 Employers FICA	2,444	1,964	2,372	2,257	2,297	
583-583-000-724.000 Unemployment Comp.	461	700	3,294	1,059	1,078	
583-583-000-724.001 Workers Compensation	738	595	713	679	691	
	34,825	30,190	37,380	33,495	34,092	0
Material And Supplies:						
583-583-000-745.000 Program Supplies	604	2,900	2,500	2,000	2,500	
583-583-000-778.000 Equipment Maint Supplies	352	0	500	0	500	
	956	2,900	3,000	2,000	3,000	0
Contractual And Other:						
583-583-000-818.583 Cont. Serv.- Learn. Ctr. Imp.	2,900	2,995	3,000	2,000	3,000	
583-583-000-914.000 Insurance	285	285	285	285	285	
583-583-000-920.000 Utilities	889	648	900	900	900	
583-583-000-933.000 Equipment Maintenance	1,157	0	500	500	1,000	
583-583-000-965.101 Admin. - General Fund	1,841	1,662	1,000	1,662	1,662	
	7,072	5,590	5,685	5,347	6,847	0
Capital Outlay:						
583-583-000-971.000 Depreciation	17,836	17,836	17,836	17,836	17,836	
	17,836	17,836	17,836	17,836	17,836	0
Debt Service :						
583-583-000-995.000 Interest	2,750	2,500	2,250	2,250	2,000	
	2,750	2,500	2,250	2,250	2,000	0
Total Expenditures	63,439	59,016	66,151	60,928	63,775	0

(585) Auto Parking System Fund

PURPOSE - This Fund is used to account for the operations of the Downtown Parking Garage and capital improvements of the City's parking system.

CHARACTER - This fund accounts for parking operations relating to those parking facilities which are capital in nature or are segregated for restricted use and not recorded as part of the Parking Assessment Fund (#586) operations. Capital expenses of the fund include such items as parking lot construction, repaving, and lighting.

The City purchased Parking Lot #2 on March 3, 1995, and will finance that purchase with rentals received from the Meterless Parking System. Lot # 8 was purchased on October 28, 1996 with that debt being retired from revenue sources including rentals received from the Meterless Parking System, Tax Increment Financing transfers from the Downtown Development Authority Project Fund (#496) and parking space rentals from a private developer. In the event the City reverts back to a metered parking system this fund will account for all parking operations of the City (currently, the Meterless Parking System is accounted for in the Parking Assessment Fund (586)).

The City ceased operating the Parking Garage effective December 12, 1997.

AUTHORITY - This Fund was established by Resolution of the City Commission on May 28, 1952 (formally called the Parking Utility Fund).

City of Jackson Fiscal Year 2012/13 Proposed Budget Analysis of Estimated Changes in Working Capital

Fund 585 Auto Parking System Fund

	2009/10 Actual	2010/11 Actual	2011/12 Budget	2011/12 Projected	2012/13 Proposed	2012/13 Adopted
Revenues	109,726	62,691	28,250	24,179	26,300	
Expenses	47,950	34,158	28,563	30,560	31,958	
Revenues Over (Under) Expenses			-313	-6,381	-5,658	
Add: Depreciation			6,085	6,085	6,085	
Estimated Change in Working Capital			5,772	-296	427	
Working Capital - Beginning of Year			1,597	1,597	1,301	1,301
Working Capital - End of Year			<u>7,369</u>	<u>1,301</u>	<u>1,728</u>	<u>1,301</u>

City of Jackson
Fiscal Year 2012/13 Proposed Budget
Revenue Detail

Fund 585 Auto Parking System Fund

Account Description	2009/10 Actual	2010/11 Actual	2011/12 Budget	2011/12 Projected	2012/13 Proposed	2012/13 Adopted
585-000-000-652.003 Parking Fines - Lot #3 (Y-Lot)	5,478	202	300	300	300	
585-000-000-653.000 Parking Permits - Lot #3 (Y-Lo	10,557	14,944	15,000	12,047	15,000	
585-000-000-664.000 Interest	512	125	0	0	0	
585-000-000-668.000 Rents and Royalties	44,796	23,070	0	0	0	
585-000-000-668.002 Rents and Royalties-113 LLC	15,312	12,950	12,950	0	0	
585-000-000-685.677 Insurance Refund - W/C	269	400	0	0	0	
585-000-000-698.000 Miscellaneous	0	0	0	832	0	
585-000-000-699.101 Cont.-General Fund	0	11,000	0	11,000	11,000	
585-000-000-699.496 Cont.-DDA Project Fund	32,802	0	0	0	0	
Total Revenues	109,726	62,691	28,250	24,179	26,300	0

City of Jackson
Fiscal Year 2012/13 Proposed Budget
Expenditure Detail

Fund 585 Auto Parking System Fund
Dept 587 Parking Utility

Account Description	2009/10 Actual	2010/11 Actual	2011/12 Budget	2011/12 Projected	2012/13 Proposed	2012/13 Adopted
Personal Services:						
585-587-000-706.000 Salaries and Wages	6,349	3,383	3,159	4,000	3,183	
585-587-000-707.000 Temporary Wages	6,656	3,593	4,845	3,810	4,845	
585-587-000-709.000 Overtime	572	609	1,500	500	1,500	
585-587-000-715.000 Employers FICA	1,092	613	727	636	729	
585-587-000-719.000 Health Insurance	831	884	395	854	448	
585-587-000-719.678 RX Drug Insurance	163	184	111	235	0	
585-587-000-719.679 Health Insurance Deductible	0	0	232	0	92	
585-587-000-722.000 Pension-General	519	331	398	374	465	
585-587-000-724.000 Unemployment Comp.	134	154	28	46	22	
585-587-000-724.001 Workers Compensation	248	152	36	122	35	
585-587-000-725.000 Other Fringe Benefits	79	47	52	112	52	
	<u>16,643</u>	<u>9,950</u>	<u>11,483</u>	<u>10,689</u>	<u>11,371</u>	<u>0</u>
Material and Supplies:						
585-587-000-782.000 Materials	2,279	706	500	500	500	
	<u>2,279</u>	<u>706</u>	<u>500</u>	<u>500</u>	<u>500</u>	<u>0</u>
Contractual And Other:						
585-587-000-808.000 Audit Fees	70	33	33	22	24	
585-587-000-818.000 Contractual Services	472	2,924	600	600	600	
585-587-000-920.000 Utilities	3,394	2,789	3,000	6,364	6,500	
585-587-000-930.000 Repairs and Maintenance	353	0	500	500	500	
585-587-000-936.000 Pavement Repairs	0	0	250	0	250	
585-587-000-943.000 Equipment Rental - MP	6,214	6,241	3,500	3,000	3,500	
585-587-000-966.000 DPW Overhead	3,213	2,901	1,800	1,800	1,800	
585-587-000-967.000 Eng. Overhead	2,205	217	812	1,000	828	
	<u>15,921</u>	<u>15,105</u>	<u>10,495</u>	<u>13,286</u>	<u>14,002</u>	<u>0</u>
Capital Outlay:						
585-587-000-971.000 Depreciation	6,085	6,085	6,085	6,085	6,085	
	<u>6,085</u>	<u>6,085</u>	<u>6,085</u>	<u>6,085</u>	<u>6,085</u>	<u>0</u>
Debt Service:						
585-587-000-995.000 Interest	7,022	2,312	0	0	0	
	<u>7,022</u>	<u>2,312</u>	<u>0</u>	<u>0</u>	<u>0</u>	<u>0</u>
Parking Utility	<u>47,950</u>	<u>34,158</u>	<u>28,563</u>	<u>30,560</u>	<u>31,958</u>	<u>0</u>
Total Expenses	<u>47,950</u>	<u>34,158</u>	<u>28,563</u>	<u>30,560</u>	<u>31,958</u>	<u>0</u>

(Note: This fund includes operations for Lot #3 (YMCA), 228 W. Mich, 252 W. Pearl and 229 Van Buren.)

(586) Parking Assessment Fund

PURPOSE - This Fund is used to account for the revenues and expenses of the City's Meterless Parking System.

CHARACTER - Revenues of this fund consist principally of parking assessments to property owners in the Central Business District. Such assessments are based on the annual operating expense of the System and include such items as the leasing of private parking lots used in the System, lot maintenance, snow removal, utilities and administrative expenses. In the event the City reverts back to a Metered Parking System this fund will be closed out and all parking operations of the City will be accounted for in the Automobile Parking System Fund (585).

AUTHORITY - This Fund was established November 1, 1984, which represents the beginning of first annual operating period covered by assessment. Continuation of the System depends on subsequent annual adoption of new assessment rolls each December 1st.

City of Jackson Fiscal Year 2012/13 Proposed Budget Analysis of Estimated Changes in Working Capital

Fund 586 Parking Assessment Fund

	2009/10 Actual	2010/11 Actual	2011/12 Budget	2011/12 Projected	2012/13 Proposed	2012/13 Adopted
Revenues	95,056	56,372	91,839	122,104	131,989	
Expenses	208,606	153,710	150,043	134,406	117,994	
Excess of Revenues Over (Under) Expenses	(113,550)	(97,338)	(58,204)	(12,302)	13,995	
Working Capital - Beginning of Year	261,716	148,166	50,828	50,828	38,526	
Working Capital - End of Year	148,166	50,828	(7,376)	38,526	52,521	

City of Jackson
Fiscal Year 2012/13 Proposed Budget
Revenue Detail

Fund 586 Parking Assessment Fund

Account Description	2009/10 Actual	2010/11 Actual	2011/12 Budget	2011/12 Projected	2012/13 Proposed	2012/13 Adopted
586-000-000-652.000 Parking Fines	29,341	24,937	25,000	27,225	33,900	
586-000-000-653.000 Parking Permits (Daily \$2)	3,313	1,904	2,500	2,812	3,750	
586-000-000-653.005 Parking Permits (Lots 6,7,8,14)	17,048	14,548	14,725	14,725	14,400	
586-000-000-653.006 Parking Permits (Lot 9)	5,475	6,055	5,350	5,350	6,060	
586-000-000-664.000 Interest	2,000	1,278	820	820	820	
586-000-000-668.002 Rents and Royalties-113 LLC	0	0	0	12,950	13,500	
586-000-000-685.677 Insurance Refund - W/C	1,129	1,150	0	0	0	
586-000-000-699.101 Cont.-General Fund	100	6,500	6,500	10,000	10,500	
586-000-000-699.895 Cont.-Special Assessment Fund	36,650	0	36,944	48,222	49,059	
Total Revenues	95,056	56,372	91,839	122,104	131,989	0

City of Jackson
Fiscal Year 2012/13 Proposed Budget
Personnel Schedule

Class Grade	Position	# Positions		Budgeted Salaries & Wages
		Permanent	Temporary	
<i>Department: Parking Assessment</i>				
<i>Fund-Activity: 586-586</i>				
PT	Parking Enforcement		2	15,000
			2	15,000
Add:	Allocation from City Clerk 101-215			13,207
	Allocation of Wages From Engineering Department			6,793
	Allocation of Wages charged directly from DPW - Snow Removal			8,000
Activity Total				43,000

City of Jackson
Fiscal Year 2012/13 Proposed Budget
Expenditure Detail

Fund 586 Parking Assessment Fund
Dept 586 Parking Assessment

Account Description	2009/10 Actual	2010/11 Actual	2011/12 Budget	2011/12 Projected	2012/13 Proposed	2012/13 Adopted
Personal Services:						
586-586-000-706.000 Salaries and Wages	33,895	27,967	36,459	30,000	28,000	
586-586-000-707.000 Temporary Wages	14,706	18,577	19,381	15,000	15,000	
586-586-000-709.000 Overtime	1,626	1,336	3,000	1,300	1,300	
586-586-000-715.000 Employers FICA	3,883	3,553	4,501	2,616	2,579	
586-586-000-719.000 Health Insurance	3,640	3,722	4,554	4,000	4,200	
586-586-000-719.678 RX Drug Insurance	658	735	1,285	1,000	1,100	
586-586-000-719.679 Health Insurance Deductible	0	0	2,672	2,500	2,500	
586-586-000-722.000 Pension-General	2,735	2,407	3,370	2,700	2,700	
586-586-000-724.000 Unemployment Comp.	420	636	322	322	322	
586-586-000-724.001 Workers Compensation	652	611	420	432	432	
586-586-000-725.000 Other Fringe Benefits	411	370	595	595	595	
	62,626	59,914	76,559	60,465	58,728	0
Material and Supplies:						
586-586-000-740.000 Operating Supplies	702	1,232	2,000	1,250	1,250	
586-586-000-744.000 Uniform Allowance	277	158	500	150	150	
586-586-000-782.000 Materials	6,509	3,310	3,000	3,400	3,400	
	7,488	4,700	5,500	4,800	4,800	0
Contractual And Other:						
586-586-000-808.000 Audit Fees	135	169	169	169	175	
586-586-000-818.000 Contractual Services	3,153	10,292	5,746	5,746	6,030	
586-586-000-818.690 CS Forestry	355	0	0	0	0	
586-586-000-920.000 Utilities	3,691	4,643	6,000	4,800	5,040	
586-586-000-936.000 Pavement Repairs	118	3,512	2,000	9,310	5,341	
586-586-000-941.000 Rentals	44,796	23,070	0	0	0	
586-586-000-943.000 Equip. Rental - Motor Pool	19,608	12,665	10,500	13,000	13,000	
586-586-000-962.000 Uncollectible Accounts	0	119.78	0	0	0	
586-586-000-965.101 Admin.-General Fund	27,613	22,622	27,613	23,000	14,000	
586-586-000-966.000 PW Overhead	6,804	4,583	5,000	5,000	5,200	
586-586-000-967.000 ENG Overhead	12,319	7,420	10,956	8,116	5,680	
	118,592	89,096	67,984	69,141	54,466	0
Capital Outlay:						
586-586-000-984.000 Software	19,900	0	0	0	0	
	19,900	0	0	0	0	0
Total Expenses	208,606	153,710	150,043	134,406	117,994	0

(589) Storm Water Utility Fund

PURPOSE - This Fund is used to account for the operations of the City's Storm Water Management Program.

CHARACTER - Revenues from storm water user fees will be used to cover expenses to meet obligations under the NPDES Storm Water Regulations and to pay for the operation, maintenance and capital improvements of the City's storm water infrastructure. The Storm Water Utility also works to solve and prevent drainage problems and repair, maintain and enhance drainage facilities.

AUTHORITY - This Fund was established with adoption of Ordinance 2011.02 by the City Council on January 11, 2011.

City of Jackson Fiscal Year 2012/13 Proposed Budget Analysis of Estimated Changes in Working Capital

Fund 589 Storm Water Utility Fund

	2009/10 Actual	2010/11 Actual	2011/12 Budget	2011/12 Projected	2012/13 Proposed	2012/13 Adopted
Revenues	0	353,140	773,000	1,104,707	1,105,520	
Expenses	0	88,862	792,148	985,564	1,040,019	
Excess of Revenues Over (Under) Expenses	0	264,278	(19,148)	119,143	65,501	
Add: Depreciation	0	0	0	0	0	
Increase (Decrease) in Working capital	0	264,278	(19,148)	119,143	65,501	
Working Capital - Beginning of Year	0	0	264,278	264,278	383,421	383,421
Working Capital - End of Year	0	264,278	245,130	383,421	448,922	383,421

City of Jackson
Fiscal Year 2012/13 Proposed Budget
Revenue Detail

Fund 589 Storm Water Utility Fund

Account Description	2009/10 Actual	2010/11 Actual	2011/12 Budget	2011/12 Projected	2012/13 Proposed	2012/13 Adopted
589-000-000-642.005 Sales - Compost	0	0	0	12,000	12,000	
589-000-000-650.010 Utility Billing	0	352,156	773,000	1,093,020	1,093,020	
589-000-000-662.000 Penalties	0	844	0	-838	0	
589-000-000-664.000 Interest	0	140	0	525	500	
589-000-000-698.000 Miscellaneous	0	0	0	0	0	
Total Revenues	0	353,140	773,000	1,104,707	1,105,520	0

City of Jackson
Fiscal Year 2012/13 Proposed Budget
Expenditure Detail

Fund 589 Storm Water Utility Fund
Dept 589 Storm Water Utility

Account Description	2009/10 Actual	2010/11 Actual	2011/12 Budget	2011/12 Projected	2012/13 Proposed	2012/13 Adopted
Personal Services:						
589-589-000-706.000 Salaries and Wages	0	287	157,084	177,084	205,129	
589-589-000-707.000 Temporary Wages	0	0	0	660	0	
589-589-000-709.000 Overtime	0	0	0	1,000	0	
589-589-000-715.000 Employers FICA	0	0	12,017	13,674	15,692	
589-589-000-719.000 Health Insurance	0	0	30,537	47,459	46,095	
589-589-000-719.678 RX Drug Insurance	0	0	8,750	12,475	0	
589-589-000-719.679 Health Insurance Deductible	0	0	17,782	0	9,216	
589-589-000-722.000 Pension-General	0	0	13,415	16,402	20,349	
589-589-000-724.000 Unemployment Comp.	0	0	1,322	1,408	1,609	
589-589-000-724.001 Workers Compensation	0	0	3,729	4,447	4,859	
589-589-000-725.000 Other Fringe Benefits	0	0	3,690	3,000	4,820	
	<u>0</u>	<u>287</u>	<u>248,326</u>	<u>277,609</u>	<u>307,769</u>	<u>0</u>
Material and Supplies:						
589-589-000-740.000 Operating Supplies	0		0	4,000	4,000	
589-589-000-782.000 Materials	0		49,553	45,553	45,500	
	<u>0</u>	<u>0</u>	<u>49,553</u>	<u>49,553</u>	<u>49,500</u>	<u>0</u>
Contractual And Other:						
589-589-000-808.000 Audit Fees	0	0	150	65	66	
589-589-000-818.000 Contractual Services	0	84,625	84,310	84,836	84,836	
589-589-000-943.000 Equip. Rental - Motor Pool	0	3,950	222,386	350,000	350,000	
589-589-000-944.000 Equipment Lease	0	0	0	15,000	15,000	
589-589-000-965.101 Admin.-General Fund	0	0	0	0	0	
589-589-000-966.000 PW Overhead	0	0	136,058	147,586	171,956	
589-589-000-967.000 ENG Overhead	0	0	5,318	12,690	14,503	
589-589-000-999.591 Contribution - Water Fund	0	0	46,047	48,225	46,389	
	<u>0</u>	<u>88,575</u>	<u>494,269</u>	<u>658,402</u>	<u>682,750</u>	<u>0</u>
Total Expenses	<u>0</u>	<u>88,862</u>	<u>792,148</u>	<u>985,564</u>	<u>1,040,019</u>	<u>0</u>

City of Jackson
Fiscal Year 2012/13 Proposed Budget
Expenditure Detail

WORK PROJECT DETAIL

Work Project Titles:

589-101	Storm Sewer Repair-DPW	0	10,378	12,000
589-102	Grand River CLUP-DPW	0	8,892	12,000
589-103	Storm Drain Bank Maint.-DPW	0	15,000	20,000
589-201	Advertising-Brochures	1,466	0	0
589-203	Tetra Tech Implementation	62,900	10,646	10,965
589-204	Storm Water Mgmt Manual	0	0	0
	& Assist.-Tetra Tech(contractual)	19,600	84,836	84,836
589-300	Major St. Machine Sweeping	0	105,000	110,360
589-301	Major St. Haul Sweepings	0	46,000	50,000
589-302	Leaf Pickup	0	151,362	161,591
589-303	Leaf Mulching	0	65,100	70,200
589-303A	Compost Operations	0	0	0
589-304	Major St. Catch Basin Work	0	35,000	40,000
589-305	Major St. Catch Basin Cleaning	0	65,130	70,000
589-400	Local St. Machine Sweeping	0	120,000	124,000
589-401	Local St. Machine Haul Sweepings	0	60,000	66,035
589-403	Local Mulching	0	0	0
589-404	Local St. Catch Basin Work	0	40,000	43,000
589-405	Local St. Clean Catch Basins	0	65,000	68,000
589-407	NPDES Annual Fee-Pase II	0	4,000	4,000
589-408	Phase II Implementation	0	30,000	30,000
589-406	Douglas Storm Sewer Design (Eng)	0	6,000	0
589-205	Misc. Storm Sewer Const.(Eng)	0	95	0
589-206	Site Plan Review(Eng)	0	3,000	3,000
589-207	Storm Drain Planning(Eng)	4,896	12,000	13,813
	Cont. Water Billing	0	48,225	46,389
	Total	88,862	0	985,664
				1,040,189

(590) SEWER FUND

PURPOSE - This Fund is used to account for the operations, construction and acquisition of additions and improvements, and the payment of interest and principal on revenue bonds issued to help finance the construction projects undertaken by the City of Jackson's Sewer Fund.

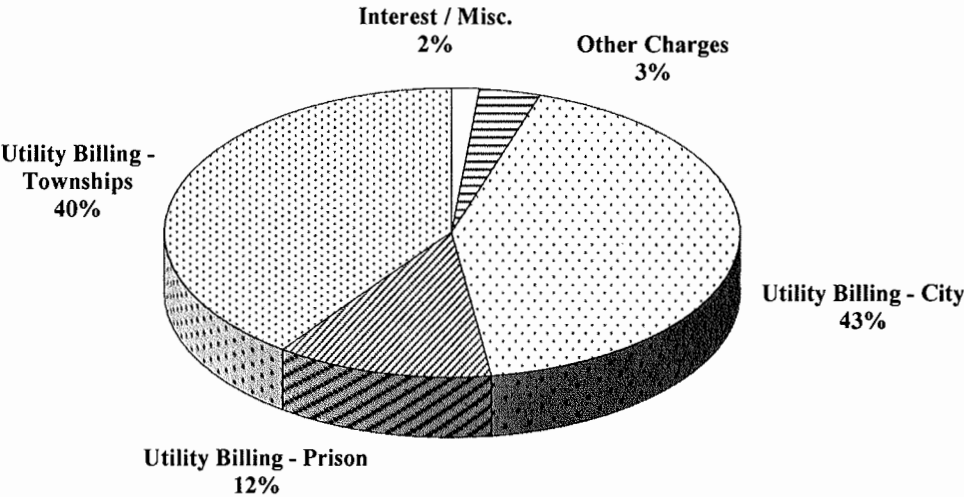
CHARACTER - In accordance with current ordinances, charges for wastewater services shall be levied on all premises having any sewer connection with the public wastewater facilities. The service charges now in effect for premises within the city shall continue as to such premises until changed pursuant to resolution of the city council. The city council shall, by resolution, establish service charges estimated to be sufficient to provide for the payment of any and all indebtedness, to provide for the expenses of administration, operation and maintenance of the wastewater facilities as are necessary to preserve the facilities in good repair and working order, and to build up a reasonable reserve for equipment replacement thereof. The service charges shall be reviewed annually and revised by the city council as necessary to meet the system's expenses and to ensure that all user classes pay their proportionate share of operation, maintenance and equipment replacement. At such time as the city council revises service charges they shall be published at least once in a newspaper of general circulation within the city and no change in rates shall be effective until ten (10) days after such publication.

The city shall make annual contributions from the user charges to the **(406) Wastewater Equipment Replacement Fund** in order to maintain the reserve for equipment replacement. In determining the amount of the annual contribution, the city shall take into consideration the projected life of the wastewater treatment plant equipment including vehicles, and the projected life of the city pumping station equipment.

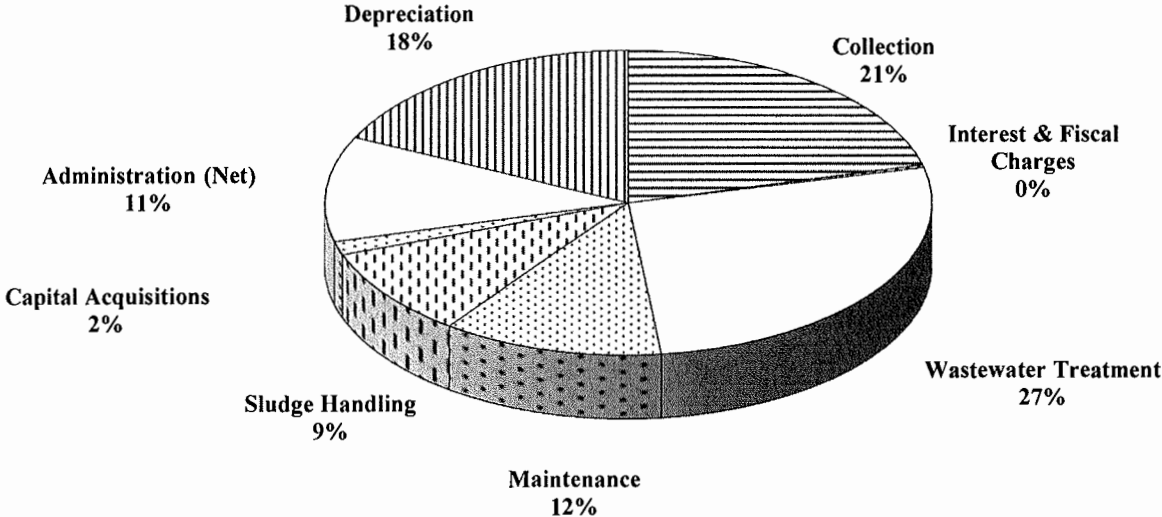
AUTHORITY - This Fund was established on June 12, 1962 to meet the requirements of Ordinances 261 and 262 of the City of Jackson.

City of Jackson
Fiscal Year 2012/13 Proposed Budget
Sewer Fund

Revenues



Expenses



City of Jackson
Fiscal Year 2012/13 Proposed Budget
Sewer Fund
Estimated Changes in Cash Flow

	2009/10 Actual	2010/11 Actual	2011/12 Budget	2011/12 Projected	2012/13 Proposed	2012/13 Adopted
Revenues:						
Charges For Goods & Services	4,626,529	4,895,130	5,078,900	5,211,615	5,239,115	
Interest & Rents	39,745	28,562	31,000	21,800	15,000	
Miscellaneous	87,153	99,908	62,000	67,000	67,000	
	<u>4,753,427</u>	<u>5,023,600</u>	<u>5,171,900</u>	<u>5,300,415</u>	<u>5,321,115</u>	<u>0</u>
Expenses:						
Collection	1,291,650	1,195,567	1,441,516	1,426,060	1,431,439	
Wastewater Treatment	1,610,308	1,540,727	1,808,324	1,845,950	1,836,536	
Maintenance	800,326	721,247	801,171	810,246	801,824	
Sludge Handling	602,849	576,012	739,386	635,352	643,595	
Administration	2,042,447	1,888,318	2,037,769	2,013,898	1,995,642	
Capital Acquisitions	105,092	121,161	100,000	100,000	100,000	
	<u>6,452,672</u>	<u>6,043,032</u>	<u>6,928,166</u>	<u>6,831,506</u>	<u>6,809,036</u>	<u>0</u>
Revenues Over (Under) Expenses			(1,756,266)	(1,531,091)	(1,487,921)	0
Add: Depreciation			1,257,098	1,219,314	1,219,314	
Less: Bond Principal Payments			(75,000)	(75,000)	(100,000)	
Estimated Change in Working Capital			(574,168)	(386,777)	(368,607)	0
Estimated Working Capital (Unreserved) - Beginning of Year			<u>3,033,747</u>	<u>3,033,747</u>	<u>2,646,970</u>	<u>2,646,970</u>
Estimated Working Capital (Unreserved) - End of Year			<u><u>2,459,579</u></u>	<u><u>2,646,970</u></u>	<u><u>2,278,363</u></u>	<u><u>2,646,970</u></u>

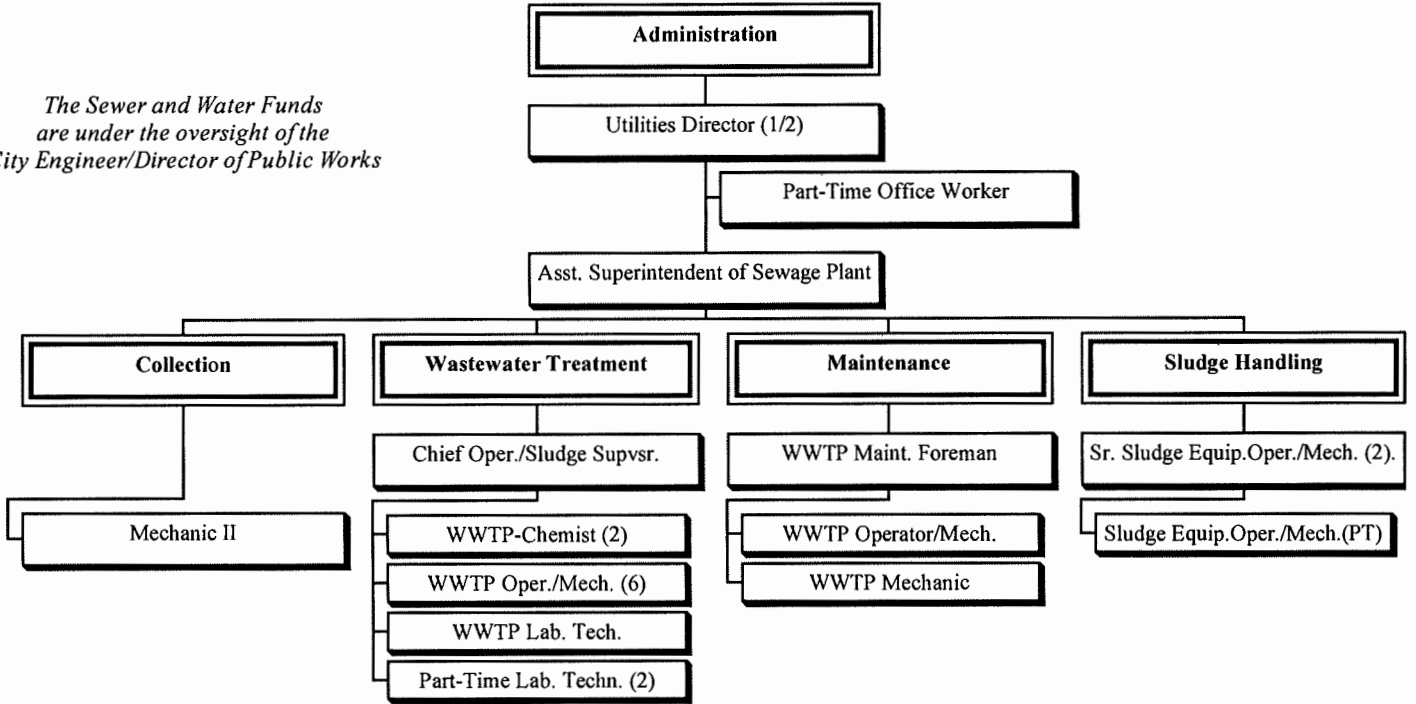
City of Jackson
Fiscal Year 2012/13 Proposed Budget
Revenue Detail

Fund 590 Sewer Fund

Account Description	2009/10 Actual	2010/11 Actual	2011/12 Budget	2011/12 Projected	2012/13 Proposed	2012/13 Adopted
590-000-000-626.015 Charges-Solar EARP	0	0	0	0	27,500	
590-000-000-640.000 Laboratory Services	14,050	24,028	20,000	20,000	20,000	
590-000-000-640.001 I.P.P. Monitoring	17,217	8,696	15,000	15,000	15,000	
590-000-000-650.010 Utility Billing	1,961,282	2,189,709	2,142,400	2,278,210	2,278,210	
590-000-000-650.020 Utility Billing-Prison	659,212	525,794	650,000	650,020	650,020	
590-000-000-650.030 Utility Bill.-Summit	887,982	854,065	975,000	965,000	965,000	
590-000-000-650.040 Utility Bill.-Spring Arbor	242,184	275,540	265,000	275,000	275,000	
590-000-000-650.050 Utility Bill.-Napoleon	29,237	32,012	32,000	38,000	38,000	
590-000-000-650.060 Utility Bill.-Blackman	687,468	872,518	850,000	850,000	850,000	
590-000-000-650.061 Sewer Maint.-Blackman	3,323	4,425	5,000	4,645	4,645	
590-000-000-650.062 Out Of City Account	120,277	103,981	120,000	110,340	110,340	
590-000-000-650.070 Utility Bill.-Rives	4,297	4,362	4,500	5,400	5,400	
590-000-000-662.000 Penalties	50,438	55,250	52,000	55,000	55,000	
590-000-000-664.000 Interest	39,745	28,562	31,000	21,800	15,000	
590-000-000-685.677 Insurance Refund-W/C	29,724	28,600	0	0	0	
590-000-000-698.000 Miscellaneous	6,991	16,058	10,000	12,000	12,000	
Total Revenues	4,753,427	5,023,600	5,171,900	5,300,415	5,321,115	0

**City of Jackson
Sewer Fund
Activity Personnel Chart**

*The Sewer and Water Funds
are under the oversight of the
City Engineer/Director of Public Works*



City of Jackson
Fiscal Year 2012/13 Proposed Budget
Personnel Schedule

Class Grade	Position	# Positions		Budgeted Salaries & Wages
		Permanent	Temporary	
<i>Department: Sewer Fund-Collection</i>				
<i>Fund-Activity: 590-549</i>				
307	Mechanic II	1		39,017
	Retiree Health Insurance Stipends			6,720
		1		45,737

City of Jackson
Fiscal Year 2012/13 Proposed Budget
Expenditure Detail

Fund 590 Sewer Fund
Dept 549 Collection

Account Description	2009/10 Actual	2010/11 Actual	2011/12 Budget	2011/12 Projected	2012/13 Proposed	2012/13 Adopted
Personal Services:						
590-549-000-706.000 Salaries and Wages	38,230	42,578	45,737	45,737	45,737	
590-549-000-706.001 Overtime	1,169	1,329	2,252	2,500	2,252	
590-549-000-706.002 Employers FICA	2,850	3,367	3,671	3,671	3,682	
590-549-000-706.003 Health Insurance	10,440	14,317	9,559	10,909	11,161	
590-549-000-719.678 RX Drug Insurance	2,008	3,301	3,158	3,158	0	
590-549-000-719.679 Health Insurance Deductible	0	0	6,000	6,000	2,200	
590-549-000-722.000 Pension-General	2,358	3,173	3,524	3,524	4,108	
590-549-000-724.000 Unemployment Comp.	288	365	366	366	342	
590-549-000-724.001 Workers Compensation	445	539	607	607	609	
590-549-000-725.000 Other Fringe Benefits	289	301	1,043	1,043	1,043	
	58,077	69,270	75,917	77,515	71,134	0
Material and Supplies:						
590-549-000-740.000 Operating Supplies	0	899	500	500	500	
590-549-000-751.000 Gasoline	564	693	1,000	1,000	0	
590-549-000-755.000 Safety Supplies	504	1,608	1,000	1,000	0	
590-549-000-758.000 Laundry	0	210	365	365	365	
590-549-000-778.000 Equipment Maint. Supplies	1,155	2,989	3,000	3,000	3,000	
	2,223	6,399	5,865	5,865	3,865	0
Contractual and Other:						
590-549-000-818.000 Contractual Services	1,609	708	5,000	5,000	5,000	
590-549-000-818.006 Instrument Maintenance	611	1,007	2,000	1,500	2,000	
590-549-000-818.258 GIS Services - MIS	36,561	40,799	38,588	40,729	42,032	
590-549-000-850.000 Communications	1,451	1,826	5,000	3,000	4,000	
590-549-000-914.000 Insurance	4,064	4,081	4,081	3,942	3,942	
590-549-000-920.000 Utilities	26,472	32,012	33,600	34,000	35,000	
590-549-000-930.000 Repairs & Maintenance	9,688	15,535	15,000	15,000	15,000	
590-549-000-938.404 Sewer Maintenance-DPS	463,422	337,630	517,165	516,800	512,166	
590-549-000-939.000 Vehicle Maintenance	175	0	2,000	1,000	0	
590-549-000-941.000 Rentals	0	0	1,000	400	1,000	
590-549-000-963.000 Miscellaneous	997	0	50,000	35,009	50,000	
590-549-000-999.405 Cont.-Sewer Replacemt Fd.	648,000	648,000	648,000	648,000	648,000	
590-549-000-999.406 Cont.-Equip. Replacemt Fd.	38,300	38,300	38,300	38,300	38,300	
	1,231,350	1,119,898	1,359,734	1,342,680	1,356,440	0
Collection	1,291,650	1,195,567	1,441,516	1,426,060	1,431,439	0

City of Jackson
Fiscal Year 2012/13 Proposed Budget
Personnel Schedule

Class Grade	Position	# Positions		Budgeted Salaries & Wages
		Permanent	Temporary	
<i>Department: Sewer Fund-Waste Water Treatment</i>				
<i>Fund-Activity: 590-550</i>				
010	WWTP-Chemist	2		113,223
010	Chief Operator/Sludge Supervisor	1		56,763
306	WWTP-Laboratory Technician	1		40,195
306	WWTP Operator/Mechanic	6		260,518
PT	Part Time - Lab Technician		2	31,784
	Health Insurance Stipends			1,710
Activity Total		10	2	504,193

City of Jackson
Fiscal Year 2012/13 Proposed Budget
Expenditure Detail

Fund 590 Sewer Fund
Dept 550 Wastewater Treatment

Account Description	2009/10 Actual	2010/11 Actual	2011/12 Budget	2011/12 Projected	2012/13 Proposed	2012/13 Adopted
Personal Services:						
590-550-000-702.000 Termination Pay	13,172	0	0	0	0	
590-550-000-706.000 Salaries and Wages	454,090	437,098	468,160	468,160	470,699	
590-550-000-707.000 Wages-Temporary	30,129	27,381	29,862	29,862	33,494	
590-550-000-709.000 Overtime	30,333	42,970	42,851	42,851	42,561	
590-550-000-715.000 Employers FICA	39,993	36,962	41,376	41,376	41,490	
590-550-000-719.000 Health Insurance	104,881	121,423	79,526	88,082	88,425	
590-550-000-719.678 RX Drug Insurance	18,819	25,842	25,496	25,496	0	
590-550-000-719.679 Health Insurance Deductible	0	0	54,000	54,000	19,920	
590-550-000-722.000 Pension-General	37,078	40,238	39,255	39,255	45,080	
590-550-000-724.000 Unemployment Comp.	2,391	4,170	4,392	4,392	4,104	
590-550-000-724.001 Workers Compensation	7,519	6,892	7,280	7,280	7,948	
590-550-000-725.000 Other Fringe Benefits	878	2,036	10,068	10,068	10,307	
	739,283	745,012	802,266	810,822	764,028	0
Material and Supplies:						
590-550-000-740.000 Operating Supplies	3,642	4,397	5,000	8,000	7,500	
590-550-000-743.000 Chemicals	190,182	80,913	206,000	206,000	215,000	
590-550-000-748.000 Laboratory Supplies	25,123	12,716	20,000	20,000	20,000	
590-550-000-751.000 Gasoline	2,167	547	2,500	1,800	0	
590-550-000-755.000 Safety Supplies	7,095	6,684	7,000	7,000	19,000	
590-550-000-758.000 Laundry	3,441	1,066	3,650	3,650	3,650	
	231,650	106,323	244,150	246,450	265,150	0
Contractual and Other:						
590-550-000-719.001 Health Insurance-Retirees	10,829	20,868	22,658	22,658	22,658	
590-550-000-816.000 Industrial Pretreatmt Prog.	42,976	35,141	80,000	75,000	80,000	
590-550-000-818.000 Contractual Services	21,571	25,095	25,000	29,000	29,000	
590-550-000-850.000 Communications	1,888	5,166	5,000	5,400	5,000	
590-550-000-920.000 Utilities	427,806	468,901	493,000	520,570	536,200	
590-550-000-933.000 Equipment Maintenance	370	270	2,000	2,000	2,000	
590-550-000-939.000 Vehicle Maintenance	1,685	1,701	2,000	1,800	0	
590-550-000-999.406 Cont.-Equip. Replacemt Fd.	132,250	132,250	132,250	132,250	132,500	
	639,375	689,392	761,908	788,678	807,358	0
Wastewater Treatment	1,610,308	1,540,727	1,808,324	1,845,950	1,836,536	0

City of Jackson
Fiscal Year 2012/13 Proposed Budget
Personnel Schedule

Class Grade	Position	# Positions		Budgeted Salaries & Wages
		Permanent	Temporary	
<i>Department: Sewer Fund-Maintenance</i>				
<i>Fund-Activity: 590-551</i>				
009	WWTP Maintenance Foreman	1		55,057
305	WWTP Mechanic	1		44,304
306	WWTP Operator/Mechanic	1		47,918
Activity Total		3		147,279

City of Jackson
Fiscal Year 2012/13 Proposed Budget
Expenditure Detail

Fund 590 Sewer Fund
Dept 551 Maintenance

Account Description	2009/10 Actual	2010/11 Actual	2011/12 Budget	2011/12 Projected	2012/13 Proposed	2012/13 Adopted
Personal Services:						
590-551-000-706.000 Salaries and Wages	143,871	140,456	147,435	147,435	147,279	
590-551-000-707.000 Wages-Temporary	10,764	0	0	0	0	
590-551-000-709.000 Overtime	6,434	9,671	9,476	9,476	9,476	
590-551-000-715.000 Employers FICA	12,351	11,406	12,003	12,003	11,866	
590-551-000-719.000 Health Insurance	32,282	35,697	22,758	35,000	25,157	
590-551-000-719.678 RX Drug Insurance	5,933	7,447	7,122	7,122	0	
590-551-000-719.679 Health Insurance Deductible	0	0	15,000	15,000	5,720	
590-551-000-722.000 Pension-General	11,559	12,738	13,400	13,400	15,388	
590-551-000-724.000 Unemployment Comp.	584	1,096	1,098	1,098	1,026	
590-551-000-724.001 Workers Compensation	2,450	2,139	2,307	2,307	2,280	
590-551-000-725.000 Other Fringe Benefits	425	217	3,178	3,178	3,175	
	<u>226,653</u>	<u>220,867</u>	<u>233,777</u>	<u>246,019</u>	<u>221,367</u>	<u>0</u>
Material and Supplies:						
590-551-000-740.000 Operating Supplies	1,874	2,596	2,575	2,800	3,000	
590-551-000-751.000 Gasoline	3,501	4,503	3,000	4,500	4,500	
590-551-000-751.001 Lubricants	679	1,050	2,060	1,500	5,500	
590-551-000-755.000 Safety Supplies	1,443	1,867	2,575	2,000	0	
590-551-000-758.000 Laundry	655	1,683	1,129	1,129	1,129	
590-551-000-776.000 Custodial Supplies	414	530	655	655	655	
590-551-000-778.000 Equipment Maint Supplies	43,075	21,419	30,900	30,900	30,900	
590-551-000-778.001 Electrical Supplies	10,986	3,542	15,450	15,450	15,540	
	<u>62,627</u>	<u>37,190</u>	<u>58,344</u>	<u>58,934</u>	<u>61,224</u>	<u>0</u>
Contractual and Other:						
590-551-000-818.000 Contractual Services	11,798	20,422	12,360	12,360	15,000	
590-551-000-818.005 Cont.Serv.-Grounds Maint.	31,521	17,184	20,600	20,600	22,700	
590-551-000-818.006 Instrument Maintenance	18,778	1,395	20,600	20,600	20,600	
590-551-000-914.000 Insurance	60,279	60,530	60,530	58,473	58,473	
590-551-000-920.000 Utilities	0	1,333	0	0	0	
590-551-000-930.000 Repairs & Maintenance	52,192	45,085	51,500	51,500	50,000	
590-551-000-931.000 Building Maintenance	14,636	1,266	15,000	15,000	15,000	
590-551-000-938.000 Grounds Maintenance	8,828	2,995	12,360	12,360	12,360	
590-551-000-939.000 Vehicle Maintenance	0	120	2,000	1,000	11,000	
590-551-000-941.000 Rentals	54	0	1,000	400	1,000	
590-551-000-956.001 Contingency	260	160	400	300	400	
590-551-000-999.406 Cont.-Equip. Replacement Fd.	312,700	312,700	312,700	312,700	312,700	
	<u>511,046</u>	<u>463,190</u>	<u>509,050</u>	<u>505,293</u>	<u>519,233</u>	<u>0</u>
Maintenance	800,326	721,247	801,171	810,246	801,824	0

City of Jackson
Fiscal Year 2012/13 Proposed Budget
Personnel Schedule

Class Grade	Position	# Positions		Budgeted Salaries & Wages
		Permanent	Temporary	
<i>Department: Sewer Fund-Sludge Handling</i>				
<i>Fund-Activity: 590-553</i>				
305	Sludge Equipment Oper./Mech.	2		66,675
PT	Sludge Equipment Operator/Mechanic		1	23,040
	Activity Total	2	1	89,715

City of Jackson
Fiscal Year 2012/13 Proposed Budget
Expenditure Detail

Fund 590 Sewer Fund
Dept 553 Sludge Handling

Account Description	2009/10 Actual	2010/11 Actual	2011/12 Budget	2011/12 Projected	2012/13 Proposed	2012/13 Adopted
Personal Services:						
590-553-000-702.000 Termination Pay	7,943	0	10,600	9,897	0	
590-553-000-706.000 Salaries and Wages	116,887	103,342	115,946	70,000	66,675	
590-553-000-707.000 Wages - temporary	0	0	0	8,000	23,040	
590-553-000-709.000 Overtime	1,444	1,189	2,787	2,787	3,000	
590-553-000-715.000 Employers FICA	9,031	8,597	9,084	6,800	7,024	
590-553-000-719.000 Health Insurance	30,080	57,082	27,564	27,564	21,033	
590-553-000-719.678 RX Drug Insurance	5,491	7,215	8,784	8,784	0	
590-553-000-719.679 Health Insurance Deductible	0	0	18,000	18,000	4,400	
590-553-000-722.000 Pension-General	9,088	8,879	6,993	6,993	6,823	
590-553-000-724.000 Unemployment Comp.	540	1,205	1,098	500	1,026	
590-553-000-724.001 Workers Compensation	1,728	1,643	1,746	1,642	1,011	
590-553-000-725.000 Other Fringe Benefits	733	826	3,123	1,500	2,028	
	182,965	189,978	205,725	162,467	136,060	0
Material and Supplies:						
590-553-000-740.000 Operating Supplies	902	886	1,030	1,000	1,000	
590-553-000-748.000 Laboratory Supplies	0	2,223	1,000	2,600	2,000	
590-553-000-751.000 Gasoline	8,067	9,028	12,000	12,000	14,000	
590-553-000-755.000 Safety Supplies	1,195	2,341	1,500	2,500	0	
590-553-000-758.000 Laundry	75	1,121	1,000	1,000	1,000	
590-553-000-778.000 Equipment Maint. Supplies	1,795	3,263	4,120	4,000	4,000	
	12,034	18,862	20,650	23,100	22,000	0
Contractual and Other:						
590-553-000-719.001 Health Insurance-Retirees	7,130	11,692	44,610	30,000	30,000	
590-553-000-818.000 Contractual Services	201,004	162,318	257,000	220,000	250,000	
590-553-000-914.000 Insurance	3,386	3,401	3,401	3,285	3,285	
590-553-000-921.000 Utilities-Gas	51,347	45,570	57,750	50,000	57,000	
590-553-000-933.000 Equipment Maintenance	2,187	3,101	5,000	3,500	5,000	
590-553-000-939.000 Vehicle Maintenance	7,329	4,779	5,000	5,500	0	
590-553-000-939.001 Vehicle Maint. Serv.	717	1,561	5,000	2,500	5,000	
590-553-000-941.000 Rentals	0	0	500	250	500	
590-553-000-999.406 Cont.-Equip. Replacement Fd.	134,750	134,750	134,750	134,750	134,750	
	407,850	367,172	513,011	449,785	485,535	0
Sludge Handling	602,849	576,012	739,386	635,352	643,595	0

City of Jackson
Fiscal Year 2012/13 Proposed Budget
Personnel Schedule

Class Grade	Position	# Positions		Budgeted Salaries & Wages
		Permanent	Temporary	
<i>Department: Sewer Fund-Administration</i>				
<i>Fund-Activity: 590-554</i>				
013	Asst. Supt. of Sewage Plant	1		73,324
PT	Part Time - Office Worker		1	7,792
		1	1	81,116
Add:	Retirees Health Insurance Stipends			1,710
	City Engineer/Dir. of PW (10%)			9,712
	Utilities Director (50%)			44,887
	Public Works Assistant (10%)			
	Activity Total			137,425

City of Jackson
Fiscal Year 2012/13 Proposed Budget
Expenditure Detail

Fund 590 Sewer Fund
Dept 554 Administration

Account Description	2009/10 Actual	2010/11 Actual	2011/12 Budget	2011/12 Projected	2012/13 Proposed	2012/13 Adopted
Personal Services:						
590-554-000-702.000 Termination Pay	39,310	0	0	0	0	
590-554-000-706.000 Salaries and Wages	130,919	98,306	126,236	126,000	129,633	
590-554-000-707.000 Wages-Temporary	6,534	7,020	8,445	8,445	7,792	
590-554-000-715.000 Employers FICA	14,910	6,558	9,657	9,657	10,513	
590-554-000-719.000 Health Insurance	18,962	16,779	16,526	27,564	17,117	
590-554-000-719.678 RX Drug Insurance	3,239	3,429	4,788	4,788	0	
590-554-000-719.679 Health Insurance Deductible	0	0	9,900	9,900	3,580	
590-554-000-722.000 Pension-General	11,623	6,877	10,634	10,634	12,690	
590-554-000-724.000 Unemployment Comp.	420	683	989	989	889	
590-554-000-724.001 Workers Compensation	2,803	1,214	1,727	1,727	1,849	
590-554-000-725.000 Other Fringe Benefits	359	-253	1,768	1,768	1,725	
	<u>229,079</u>	<u>140,613</u>	<u>190,670</u>	<u>201,472</u>	<u>185,788</u>	<u>0</u>
Material and Supplies:						
590-554-000-726.000 Supplies	2,895	4,164	2,575	4,200	3,000	
590-554-000-740.000 Operating Supplies	1,172	1,618	2,575	2,000	2,500	
	<u>4,067</u>	<u>5,782</u>	<u>5,150</u>	<u>6,200</u>	<u>5,500</u>	<u>0</u>
Contractual and Other:						
590-554-000-719.001 Health Ins. - Retirees	0	8,825	7,712	9,740	9,740	
590-554-000-808.000 Audit Fees	4,110	5,171	4,221	3,829	3,906	
590-554-000-817.000 Consultant Services	11,134	17,657	15,000	8,000	15,000	
590-554-000-818.000 Contractual Services	349	71	500	250	500	
590-554-000-853.000 Telephone	5,245	5,666	6,386	6,386	6,386	
590-554-000-861.000 Auto Allowance	575	219	200	200	200	
590-554-000-873.000 Travel	0	0	200	200	200	
590-554-000-880.000 Community Promotion	50,076	58,042	58,000	58,000	58,000	
590-554-000-902.000 Advertising	234	1,701	2,000	600	2,000	
590-554-000-930.000 Repairs & Maintenance	34	0	2,000	2,000	2,000	
590-554-000-958.000 Memberships and Dues	186	171	600	600	750	
590-554-000-960.000 Education & Training	400	370	1,500	1,500	3,500	
590-554-000-962.000 Uncollectible Accts.	0	0	0	0	0	
590-554-000-965.101 Admin.-General Fund	255,458	214,795	255,458	255,458	255,458	
590-554-000-999.591 Cont.-Water Fund	193,551	182,978	207,211	217,011	208,750	
	<u>521,352</u>	<u>495,666</u>	<u>560,988</u>	<u>563,774</u>	<u>566,390</u>	<u>0</u>
Capital Outlay :						
590-554-000-971.000 Depreciation	910,702	872,918	910,702	872,918	872,918	
590-554-000-971.001 Depreciation - Mun. Assets	67,766	67,766	67,766	67,766	67,766	
590-554-000-971.002 Depreciation - Other Assets	278,630	278,629	278,630	278,630	278,630	
	<u>1,257,098</u>	<u>1,219,313</u>	<u>1,257,098</u>	<u>1,219,314</u>	<u>1,219,314</u>	<u>0</u>
Debt Service:						
590-554-000-995.000 Interest	30,438	26,669	22,863	22,863	18,375	
590-554-000-996.000 Paying Agent Fees	413	275	1,000	275	275	
	<u>30,851</u>	<u>26,944</u>	<u>23,863</u>	<u>23,138</u>	<u>18,650</u>	<u>0</u>
Administration	<u>2,042,447</u>	<u>1,888,318</u>	<u>2,037,769</u>	<u>2,013,898</u>	<u>1,995,642</u>	<u>0</u>

City of Jackson
Fiscal Year 2012/13 Proposed Budget
Expenditure Detail

Fund 590 Sewer Fund
Dept 555 Capital Acquisitions

Account Description	2009/10 Actual	2010/11 Actual	2011/12 Budget	2011/12 Projected	2012/13 Proposed	2012/13 Adopted
Capital Outlay:						
590-555-000-982.006 Treatment Plant	105,092	121,161	100,000	100,000	100,000	
	<u>105,092</u>	<u>121,161</u>	<u>100,000</u>	<u>100,000</u>	<u>100,000</u>	0
Capital Acquisitions	<u>105,092</u>	<u>121,161</u>	<u>100,000</u>	<u>100,000</u>	<u>100,000</u>	<u>0</u>

(591) WATER FUND

PURPOSE - This Fund is used to account for the operation, construction and acquisition of additions and improvements, and the payment of interest and principal on revenue bonds issued to help finance projects undertaken by the City of Jackson's Water Fund.

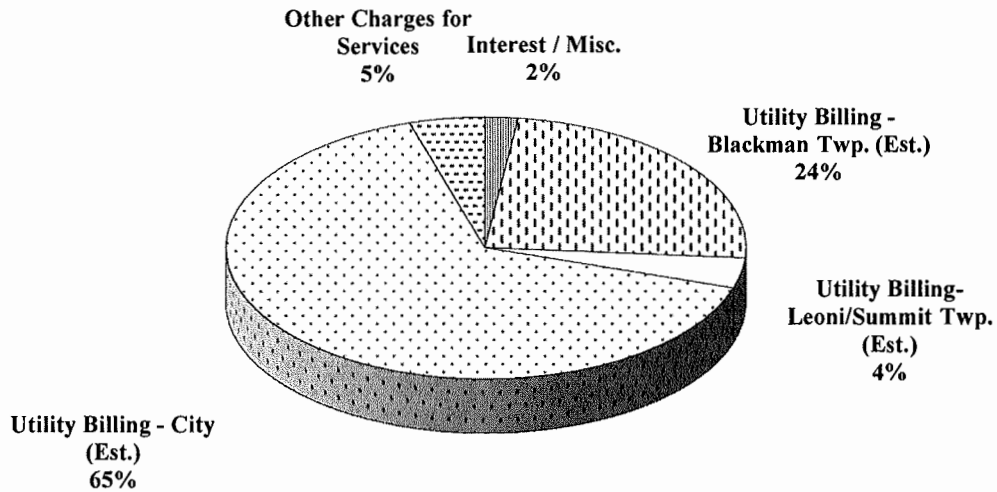
CHARACTER - The revenues generated from the Water system must be set aside as collected in accounts as designated by existing revenue bond ordinances. These revenues are pledged for the specific purposes and transferred in a manner specified by those ordinances.

The City charges for water service supplied by the system based on a rate schedule measured by water usage. These charges must be sufficient to provide adequate revenues for operations, maintenance, replacements, improvements, and debt retirement.

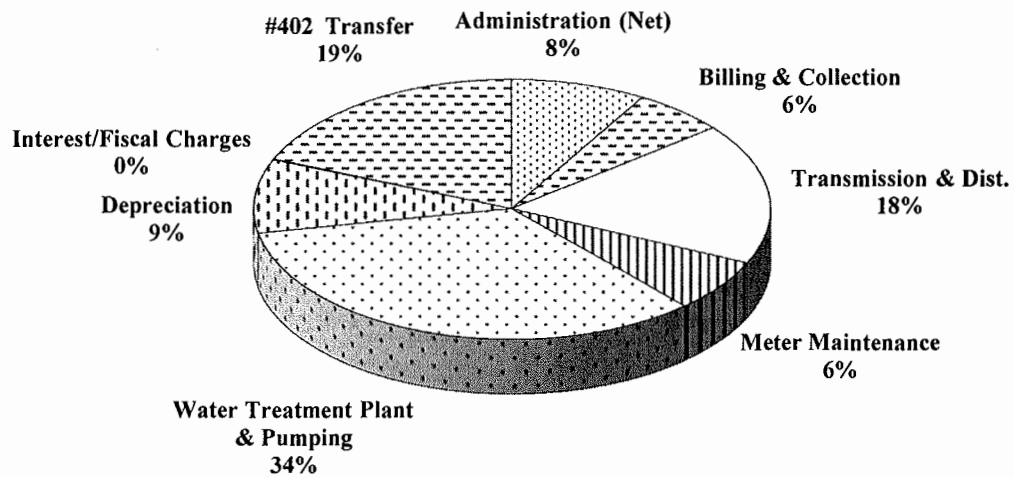
AUTHORITY - This Fund was established in fiscal year 1936/37 and meets the requirements of Ordinance No. 439 of the City of Jackson.

City of Jackson
Fiscal Year 2012/13 Proposed Budget
Water Fund

Revenues



Expenses



City of Jackson
Fiscal Year 2012/13 Proposed Budget
Water Fund
Estimated Changes in Cash Flow

	2009/10 Actual	2010/11 Actual	2011/12 Budget	2011/12 Projected	2012/13 Proposed	2012/13 Adopted
Revenues:						
Charges For Goods & Services	5,822,336	6,603,186	6,370,069	6,914,712	7,105,692	
Interest & Rents	28,213	25,086	30,000	16,000	10,000	
Contributions From Other Funds	193,551	182,978	253,258	265,236	255,139	
Miscellaneous	179,404	186,225	142,000	140,200	140,500	
	<u>6,223,504</u>	<u>6,997,475</u>	<u>6,795,327</u>	<u>7,336,148</u>	<u>7,511,331</u>	
Expenses:						
Administrative & General	2,770,662	2,346,128	2,453,185	2,867,085	2,925,003	
Billing & Collection	387,103	363,201	457,187	482,246	463,888	
Transmission & Distribution	863,195	910,810	1,336,187	1,439,805	1,416,449	
Meter Maintenance	460,898	482,805	545,070	553,284	524,104	
Water Treatment Plant & Pumping	1,920,368	2,289,684	2,673,659	2,646,614	2,698,811	
	<u>6,402,226</u>	<u>6,392,628</u>	<u>7,465,288</u>	<u>7,989,034</u>	<u>8,028,255</u>	
Revenues Over (Under) Expenses			(669,961)	(652,886)	(516,924)	
Add: Depreciation			727,376	738,910	738,910	
Less: Bond Principal Payments			(266,000)	(266,000)	(273,000)	
Estimated Change in Working Capital			(208,585)	(179,976)	(51,014)	
Estimated Working Capital (Unreserved) - Beginning of Year			3,033,747	3,033,747	2,853,771	2,853,771
Estimated Working Capital (Unreserved) - End of Year			<u>2,825,162</u>	<u>2,853,771</u>	<u>2,802,757</u>	<u>2,853,771</u>

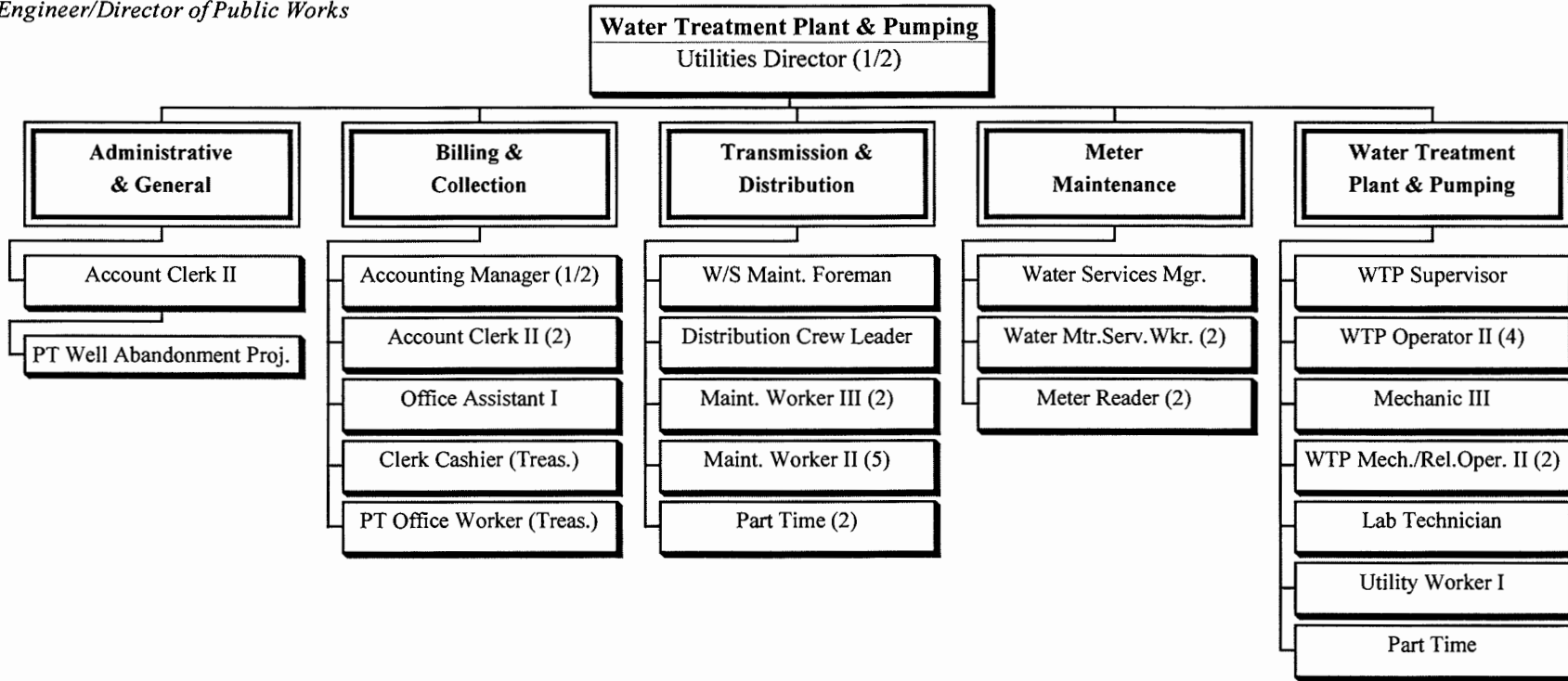
City of Jackson
Fiscal Year 2012/13 Proposed Budget
Revenue Detail

Fund 591 Water Fund

Account Description	2009/10 Actual	2010/11 Actual	2011/12 Budget	2011/12 Projected	2012/13 Proposed	2012/13 Adopted
591-000-000-631.001 Turn On Charge	36,738	51,261	47,000	50,000	50,000	
591-000-000-631.003 Water Service Repairs	5,437	0	1,500	500	500	
591-000-000-631.004 Overtime Service Calls	2,906	2,474	3,000	200	200	
591-000-000-632.003 Meter Shop	11,811	8,625	10,000	10,000	10,000	
591-000-000-632.004 Time/Materials-City Depts.	4,746	328	4,000	500	500	
591-000-000-632.005 Time/Materials-Others	13,536	22,334	15,000	11,000	11,000	
591-000-000-642.002 Bulk Water Sale	11,840	18,760	10,000	18,000	18,000	
591-000-000-642.003 Material Sold	2,181	800	1,000	3,500	3,500	
591-000-000-642.004 Sale Of Scrap	2,506	600	2,000	1,500	1,500	
591-000-000-649.000 Police Auction	8,810	1,343	0	0	0	
591-000-000-650.001 New Water & Sewer Service	13,489	12,015	15,000	500	500	
591-000-000-650.002 Hydrant Meter Use	1,000	2,932	4,000	2,200	2,200	
591-000-000-650.010 Utility Billing	5,947,864	6,721,459	6,519,149	7,058,392	7,249,372	
591-000-000-651.010 Utility Billing - NSF Fees	440	439	500	500	500	
591-000-000-653.003 Billing Adjustments - Blackma	-230,127	-237,330	-260,000	-240,000	-240,000	
591-000-000-653.004 Billing Adjustments - Leoni	-2,031	-1,511	-2,080	-2,080	-2,080	
591-000-000-662.000 Penalties	120,523	135,770	140,000	140,000	140,000	
591-000-000-664.000 Interest	28,213	25,086	30,000	16,000	10,000	
591-000-000-673.000 Sale of Fixed Assets	12,190	0	0	0	0	
591-000-000-685.000 Insurance Refund	0	4,760	0	0	0	
591-000-000-685.677 Insurance Refund-W/C	47,945	44,350	0	0	0	
591-000-000-698.000 Miscellaneous	2,126	2	2,000	200	500	
591-000-000-699.589 Cont.-Storm Wtr Utilty Fd	0	0	46,047	48,225	46,389	
591-000-000-699.590 Cont.-Sewer Fund	193,551	182,978	207,211	217,011	208,750	
Total Revenues	6,235,694	6,997,475	6,795,327	7,336,148	7,511,331	0

City of Jackson Water Fund Activity Personnel Chart

*The Sewer and Water Funds
are under the oversight of the
City Engineer/Director of Public Works*



City of Jackson
Fiscal Year 2012/13 Proposed Budget
Expenditure Detail

Fund 591 Water Fund
Dept 556 Administrative & General

Account Description	2009/10 Actual	2010/11 Actual	2011/12 Budget	2011/12 Projected	2012/13 Proposed	2012/13 Adopted
Personal Services:						
591-556-000-702.000 Termination Pay	17,743	8,868	0	0	0	
591-556-000-706.000 Salaries and Wages	216,604	150,798	138,591	125,000	100,458	
591-556-000-707.000 Wages-Temporary	0	474	20,000	20,000	20,000	
591-556-000-709.000 Overtime	197	638	500	1,000	2,000	
591-556-000-715.000 Employers FICA	16,106	11,939	12,179	11,169	9,406	
591-556-000-719.000 Health Insurance	31,181	32,367	16,332	23,233	16,303	
591-556-000-719.678 RX Drug Insurance	4,972	6,474	5,268	8,168	0	
591-556-000-719.679 Health Insurance Deductible	0	0	11,100	0	3,248	
591-556-000-722.000 Pension-General	14,619	11,582	10,192	11,605	7,576	
591-556-000-724.000 Unemployment Comp.	675	837	1,245	1,162	854	
591-556-000-724.001 Workers Compensation	1,482	1,131	793	777	309	
591-556-000-725.000 Other Fringe Benefits	2,064	681	2,595	2,432	1,517	
	<u>305,643</u>	<u>225,789</u>	<u>218,795</u>	<u>204,546</u>	<u>161,671</u>	<u>0</u>
Material and Supplies:						
591-556-000-726.000 Supplies	2,223	5,213	4,138	4,138	4,138	
591-556-000-751.000 Gasoline	292	28	2,200	2,200	2,200	
591-556-000-755.000 Safety Supplies	3,106	3,126	5,000	5,000	5,000	
591-556-000-760.000 Medical Supplies	7	0	100	0	0	
591-556-000-776.000 Custodial Supplies	399	0	425	425	425	
	<u>6,027</u>	<u>8,367</u>	<u>11,863</u>	<u>11,763</u>	<u>11,763</u>	<u>0</u>
Contractual and Other:						
591-556-000-719.001 Health Insurance-Retirees	45,783	30,874	40,152	39,260	43,186	
591-556-000-808.000 Audit Fees	2,479	2,158	2,158	2,116	2,158	
591-556-000-818.000 Contractual Services	11,240	6,910	25,000	20,000	25,000	
591-556-000-851.000 Radio Maintenance	8,076	3,952	3,580	4,000	4,120	
591-556-000-853.000 Telephone	1,411	1,375	2,000	2,000	2,000	
591-556-000-873.000 Travel	91	0	500	500	500	
591-556-000-880.000 Community Promotion (EG)	50,000	58,000	58,000	58,000	58,000	
591-556-000-900.000 Printing & Publishing	5,740	10,252	10,000	10,000	10,000	
591-556-000-914.000 Insurance	54,814	55,265	55,265	65,143	65,143	
591-556-000-914.001 Insurance-Deductible	2,054	5,680	10,000	10,000	10,000	
591-556-000-921.000 Utilities-Gas	2,801	3,370	3,200	3,500	3,850	
591-556-000-922.000 Utilities-Electricity	1,379	222	2,000	1,500	1,500	
591-556-000-923.000 Utilities-Water	134	75	160	100	100	
591-556-000-931.000 Building Maintenance	921	0	1,500	1,500	1,500	
591-556-000-934.000 Office Equipment Maintenance	426	236	2,200	2,000	2,000	
591-556-000-939.000 Vehicle Maintenance	805	284	1,000	1,000	1,000	
591-556-000-958.000 Memberships and Dues	349	60	400	3,406	3,406	
591-556-000-960.000 Education & Training	841	0	1,000	1,000	1,000	
591-556-000-962.000 Uncollectible Accounts	12,809	2,010	12,809	12,809	12,809	
591-556-000-965.101 Admin.-General Fund	231,025	198,879	235,000	235,000	235,000	
591-556-000-966.000 Public Works O/H	0	6,265	5,000	8,300	8,300	
591-556-000-967.000 Engineering O/H	0	8,106	6,000	12,505	12,505	
591-556-000-999.402 Cont.-Water Equip. & Rep. Fd.	1,260,000	940,000	1,000,000	1,400,000	1,500,000	
	<u>1,693,178</u>	<u>1,333,973</u>	<u>1,476,924</u>	<u>1,893,639</u>	<u>2,003,077</u>	<u>0</u>

City of Jackson
Fiscal Year 2012/13 Proposed Budget
Expenditure Detail

Fund 591 Water Fund
Dept 556 Administrative & General (Continued)

Account Description	2009/10 Actual	2010/11 Actual	2011/12 Budget	2011/12 Projected	2012/13 Proposed	2012/13 Adopted
Capital Outlay:						
591-556-000-971.000 Depreciation	727,376	738,910	727,376	738,910	738,910	
	<u>727,376</u>	<u>738,910</u>	<u>727,376</u>	<u>738,910</u>	<u>738,910</u>	<u>0</u>
Debt Service:						
591-556-000-995.000 Interest	38,438	39,089	17,927	17,927	9,282	
591-556-000-996.000 Paying Agent Fees	0	0	300	300	300	
	<u>38,438</u>	<u>39,089</u>	<u>18,227</u>	<u>18,227</u>	<u>9,582</u>	<u>0</u>
Administrative & General	<u><u>2,770,662</u></u>	<u><u>2,346,128</u></u>	<u><u>2,453,185</u></u>	<u><u>2,867,085</u></u>	<u><u>2,925,003</u></u>	<u><u>0</u></u>

City of Jackson
Fiscal Year 2012/13 Proposed Budget
Personnel Schedule

Class Grade	Position	# Positions		Budgeted Salaries & Wages
		Permanent	Temporary	
<i>Department: Water Fund-Administrative & General</i>				
<i>Fund-Activity: 591-556</i>				
305	Account Clerk II	1		44,304
PT	Temp - (Well Abandmt. Project)		1	20,000
	Activity Total	<u>1</u>	<u>1</u>	<u>64,304</u>
Add:	Retiree Health Insurance Stipends			26,570
	City Engineer/Dir. of PW (10%)			9,712
	Public Works Assistant (10%)			11,011
	DPW Office Assistant II (20%)			8,861
				<u>120,458</u>

City of Jackson
Fiscal Year 2012/13 Proposed Budget
Personnel Schedule

Class Grade	Position	# Positions		Budgeted Salaries & Wages
		Permanent	Temporary	
<i>Department: Water Fund-Billing & Collection</i>				
<i>Fund-Activity: 591-558</i>				
012	Accounting Manager	1		66,686
303	Office Assistant I	1		40,040
303	Clerk Cashier (Treas.)	1		40,040
305	Account Clerk II	2		79,051
PT	Part Time - Office Worker (Treas.)		1	14,681
		5	1	240,498
Less: Allocation of 30% Accounting Manager To 641-440				-20,006
Allocation of 20% Accounting Manager To 642-449				-13,337
Add: Retiree Health Insurance Stipends				1,200
				208,355

City of Jackson
Fiscal Year 2012/13 Proposed Budget
Expenditure Detail

Fund 591 Water Fund
Dept 558 Billing & Collection

Account Description	2009/10 Actual	2010/11 Actual	2011/12 Budget	2011/12 Projected	2012/13 Proposed	2012/13 Adopted
Personal Services:						
591-558-000-702.000 Termination Pay	0	4,370	0	0	0	
591-558-000-706.000 Salaries and Wages	187,173	122,007	189,461	189,461	193,674	
591-558-000-707.000 Wages-Temporary	4,079	23,859	14,681	25,000	14,681	
591-558-000-709.000 Overtime	321	6,615	3,000	3,000	4,000	
591-558-000-715.000 Employers FICA	14,705	11,253	15,846	16,406	16,246	
591-558-000-719.000 Health Insurance	49,465	32,558	38,336	45,037	41,067	
591-558-000-719.678 RX Drug Insurance	9,751	6,896	12,031	16,600	0	
591-558-000-719.679 Health Insurance Deductible	0	0	24,000	0	8,670	
591-558-000-722.000 Pension-General	13,695	9,891	16,334	17,615	19,489	
591-558-000-724.000 Unemployment Comp.	1,206	1,808	2,013	2,013	1,881	
591-558-000-724.001 Workers Compensation	395	366	289	600	294	
591-558-000-725.000 Other Fringe Benefits	708	519	4,673	4,000	4,404	
	281,498	220,142	320,664	319,732	304,406	0
Material and Supplies:						
591-558-000-726.000 Office Supplies	5,968	13,471	12,846	13,000	15,000	
591-558-000-730.000 Postage	20,214	35,026	27,000	40,000	42,000	
591-558-000-776.000 Custodial Supplies	0	0	300	300	300	
	26,182	48,497	40,146	53,300	57,300	0
Contractual and Other:						
591-558-000-719.001 Health Insurance-Retirees	3,992	4,035	4,440	4,440	4,884	
591-558-000-808.000 Audit Fees	2,479	2,158	2,158	2,116	2,158	
591-558-000-810.000 EPAY Costs	4,000	4,240	4,000	4,240	4,240	
591-558-000-818.000 Contractual Services	14,587	41,914	17,375	31,355	22,564	
591-558-000-853.000 Telephone	479	666	1,100	1,000	1,100	
591-558-000-873.000 Travel	0	0	100	100	100	
591-558-000-900.000 Printing & Publishing	1,607	-3,205	2,500	2,500	2,500	
591-558-000-914.000 Insurance	5,420	5,466	5,466	6,442	6,442	
591-558-000-921.000 Utilities-Gas	493	498	2,000	600	700	
591-558-000-922.000 Utilities-Electricity	1,307	1,391	1,500	1,500	1,600	
591-558-000-923.000 Utilities-Water	6	5	100	50	60	
591-558-000-931.000 Building Maintenance	0	224	567	600	600	
591-558-000-934.000 Office Equipment Maintenance	2,283	3,190	7,971	7,971	8,134	
591-558-000-946.000 Office Equipment Rental	159	238	1,000	1,000	1,000	
591-558-000-960.000 Education & Training	0	0	500	500	500	
591-558-000-962.000 Uncollectible Accounts	25	25	100	100	100	
591-558-000-965.101 Admin.-General Fund	34,521	29,717	35,000	35,000	35,000	
	71,358	90,562	85,877	99,514	91,682	0
Capital Outlay:						
591-558-000-983.000 Office Equipment	3,440	4,000	9,500	8,700	9,500	
591-558-000-984.000 Software	4,625	0	1,000	1,000	1,000	
	8,065	4,000	10,500	9,700	10,500	0
Billing & Collection	387,103	363,201	457,187	482,246	463,888	0

City of Jackson
Fiscal Year 2012/13 Proposed Budget
Personnel Schedule

Class Grade	Position	# Positions		Budgeted Salaries & Wages
		Permanent	Temporary	
<i>Department: Water Fund-Transmission & Distribution</i>				
<i>Fund-Activity: 591-560</i>				
011	W & S Maintenance Foreman	1		54,676
305	Maintenance Worker II	5		200,767
306	Maintenance Worker III	2		93,350
307	Distribution Crew Leader	1		49,442
PT	Part Time		2	24,000
Activity Total		9	2	422,235
Add: Allocation of Maintenance Worker II (50%) From 641-440				21,277
Retiree Health Insurance Stipends				7,920
				451,432

City of Jackson
Fiscal Year 2012/13 Proposed Budget
Expenditure Detail

Fund 591 Water Fund
Dept 560 Transmission & Distribution

Account Description	2009/10 Actual	2010/11 Actual	2011/12 Budget	2011/12 Projected	2012/13 Proposed	2012/13 Adopted
Personal Services:						
591-560-000-702.000 Termination Pay	0	0	0	5,000	0	
591-560-000-706.000 Salaries and Wages	320,939	340,692	425,063	425,063	427,432	
591-560-000-707.000 Wages-Temporary	28,712	356	24,000	24,000	24,000	
591-560-000-709.000 Overtime	12,731	22,925	50,850	50,850	52,025	
591-560-000-715.000 Employers FICA	27,601	27,408	38,029	38,626	38,514	
591-560-000-719.000 Health Insurance	85,432	108,215	85,624	120,514	106,464	
591-560-000-719.678 RX Drug Insurance	15,730	24,312	27,304	36,690	0	
591-560-000-719.679 Health Insurance Deductible	0	0	54,000	0	20,580	
591-560-000-722.000 Pension-General	25,098	30,121	39,546	43,301	45,805	
591-560-000-724.000 Unemployment Comp.	1,504	2,968	3,843	3,843	3,591	
591-560-000-724.001 Workers Compensation	5,818	5,876	8,291	8,237	8,358	
591-560-000-725.000 Other Fringe Benefits	359	1,647	10,212	9,506	9,528	
	<u>523,924</u>	<u>564,520</u>	<u>766,762</u>	<u>765,630</u>	<u>736,297</u>	<u>0</u>
Material and Supplies:						
591-560-000-740.000 Operating Supplies	8,974	27,242	20,000	20,000	20,000	
591-560-000-751.000 Gasoline	18,372	21,380	30,000	30,000	30,000	
591-560-000-758.000 Laundry	2,036	1,359	3,000	3,000	3,000	
591-560-000-759.000 Small Tools	4,083	4,497	7,957	7,957	7,957	
591-560-000-781.000 Valve-Hydrant Supplies	87,228	58,426	150,000	150,000	150,000	
	<u>120,693</u>	<u>112,904</u>	<u>210,957</u>	<u>210,957</u>	<u>210,957</u>	<u>0</u>
Contractual and Other:						
591-560-000-719.001 Health Insurance-Retirees	17,410	19,295	26,268	24,768	27,245	
591-560-000-818.000 Contractual Services	72,022	88,849	120,000	187,500	187,500	
591-560-000-853.000 Telephone	1,318	1,361	1,500	1,500	1,500	
591-560-000-873.000 Travel	22	20	50	50	50	
591-560-000-921.000 Utilities-Gas	4,685	3,069	5,000	3,500	4,000	
591-560-000-922.000 Utilities-Electricity	1,747	679	2,500	2,000	2,000	
591-560-000-923.000 Utilities-Water	130	73	250	200	200	
591-560-000-931.000 Building Maintenance	251	2,564	4,000	4,000	4,000	
591-560-000-933.000 Equipment Maintenance	2,562	0	15,000	15,000	15,000	
591-560-000-936.000 Pavement Repairs	88,538	54,238	130,000	130,000	130,000	
591-560-000-936.001 Main Breaks	85	0	0	0	0	
591-560-000-939.000 Vehicle Maintenance	29,398	34,886	45,000	45,000	45,000	
591-560-000-943.000 Equipment Rental	0	8,620	200	17,000	20,000	
591-560-000-960.000 Education & Training	410	740	1,700	1,700	1,700	
591-560-000-966.000 Public Works O/H	0	18,992	7,000	30,000	30,000	
591-560-000-967.000 Engineering O/H	0	0	0	1,000	1,000	
	<u>218,578</u>	<u>233,386</u>	<u>358,468</u>	<u>463,218</u>	<u>469,195</u>	<u>0</u>
Transmission & Distribution	<u>863,195</u>	<u>910,810</u>	<u>1,336,187</u>	<u>1,439,805</u>	<u>1,416,449</u>	<u>0</u>

City of Jackson
Fiscal Year 2012/13 Proposed Budget
Personnel Schedule

Class Grade	Position	# Positions		Budgeted Salaries & Wages
		Permanent	Temporary	
<i>Department: Water Fund-Meter Maintenance</i>				
<i>Fund-Activity: 591-564</i>				
012	Water Services Manager	1		58,929
304	Meter Reader	2		74,814
305	Water Meter Service Worker	2		88,608
Activity Total		5		222,351

City of Jackson
Fiscal Year 2012/13 Proposed Budget
Expenditure Detail

Fund 591 Water Fund
Dept 564 Meter Maintenance

Account Description	2009/10 Actual	2010/11 Actual	2011/12 Budget	2011/12 Projected	2012/13 Proposed	2012/13 Adopted
Personal Services:						
591-564-000-702.000	2,109	8,516	0	0	0	
591-564-000-706.000	205,771	222,362	227,251	227,251	222,351	
591-564-000-707.000	467	180	0	0	0	
591-564-000-709.000	6,789	4,759	16,600	16,600	16,600	
591-564-000-715.000	16,438	17,940	18,654	18,655	18,279	
591-564-000-719.000	55,955	65,035	38,360	65,836	43,712	
591-564-000-719.678	8,879	13,451	12,403	18,986	0	
591-564-000-719.679	0	0	27,000	0	10,380	
591-564-000-722.000	16,396	19,458	20,824	22,459	23,706	
591-564-000-724.000	928	2,014	1,830	1,830	1,710	
591-564-000-724.001	3,513	3,892	3,601	3,601	3,943	
591-564-000-725.000	623	959	5,285	5,285	4,934	
	<u>317,868</u>	<u>358,566</u>	<u>371,808</u>	<u>380,503</u>	<u>345,615</u>	<u>0</u>
Material and Supplies:						
591-564-000-726.000	1,377	1,697	1,200	1,700	1,700	
591-564-000-740.000	1,280	3,513	4,934	3,800	4,000	
591-564-000-744.000	788	292	1,475	1,475	1,475	
591-564-000-751.000	9,620	10,144	14,000	14,000	14,000	
591-564-000-758.000	1,004	783	2,163	1,500	1,500	
591-564-000-759.000	500	218	1,775	1,000	1,000	
591-564-000-782.000	84,556	61,750	80,000	80,000	82,450	
	<u>99,125</u>	<u>78,397</u>	<u>105,547</u>	<u>103,475</u>	<u>106,125</u>	<u>0</u>
Contractual and Other:						
591-564-000-719.001	19,451	20,901	22,152	23,578	25,936	
591-564-000-818.000	9,138	7,125	14,000	14,000	14,000	
591-564-000-853.000	1,242	1,407	1,800	1,800	1,800	
591-564-000-873.000	0	0	100	100	100	
591-564-000-921.000	2,418	3,069	3,500	3,500	3,500	
591-564-000-922.000	1,632	382	2,800	2,800	2,800	
591-564-000-923.000	130	73	160	160	160	
591-564-000-931.000	752	1,087	1,803	1,803	1,803	
591-564-000-933.000	0	0	3,400	3,400	3,400	
591-564-000-939.000	9,012	8,788	14,500	14,500	15,000	
591-564-000-939.000	0	0	0	165	165	
591-564-000-960.000	130	70	1,500	1,500	1,700	
591-564-000-966.000	0	2,940	2,000	2,000	2,000	
	<u>43,905</u>	<u>45,842</u>	<u>67,715</u>	<u>69,306</u>	<u>72,364</u>	<u>0</u>
Meter Maintenance	<u><u>460,898</u></u>	<u><u>482,805</u></u>	<u><u>545,070</u></u>	<u><u>553,284</u></u>	<u><u>524,104</u></u>	<u><u>0</u></u>

City of Jackson
Fiscal Year 2012/13 Proposed Budget
Expenditure Detail

Fund 591 Water Fund
Dept 565 Water Treatment Plant & Pumping

Account Description	2009/10 Actual	2010/11 Actual	2011/12 Budget	2011/12 Projected	2012/13 Proposed	2012/13 Adopted
Personal Services:						
591-565-000-702.000 Termination Pay	13,756	19,470	0	0	0	
591-565-000-706.000 Salaries and Wages	506,021	531,504	571,737	547,737	554,680	
591-565-000-707.000 Wages-Temporary	2,606	0	18,000	18,000	18,000	
591-565-000-709.000 Overtime	65,402	61,380	88,100	88,100	87,605	
591-565-000-715.000 Employers FICA	44,601	46,472	51,853	50,019	50,512	
591-565-000-719.000 Health Insurance	79,562	96,239	70,002	114,324	97,332	
591-565-000-719.678 RX Drug Insurance	14,516	20,062	21,973	38,787	0	
591-565-000-719.679 Health Insurance Deductible	0	0	45,000	0	19,720	
591-565-000-722.000 Pension-General	43,577	50,007	56,089	56,089	63,244	
591-565-000-724.000 Unemployment Comp.	1,834	3,837	4,209	4,209	3,933	
591-565-000-724.001 Workers Compensation	9,391	8,977	11,473	10,154	10,146	
591-565-000-725.000 Other Fringe Benefits	2,602	2,234	11,763	11,000	10,991	
	783,868	840,182	950,199	938,419	916,163	0
Material and Supplies:						
591-565-000-740.000 Operating Supplies	1,879	3,220	2,400	3,220	3,220	
591-565-000-743.001 Chemicals-Fluoride	39,160	31,373	33,950	33,950	33,700	
591-565-000-743.002 Chemicals-Lime	363,420	412,835	408,395	408,395	431,613	
591-565-000-743.003 Chemicals-Soda Ash	61,417	52,864	75,426	75,426	76,398	
591-565-000-743.004 Chemicals-Caustic Soda	38,330	46,736	43,117	50,290	56,412	
591-565-000-743.007 Chemicals-Phosphate	39,360	27,264	57,254	57,254	37,022	
591-565-000-743.009 Chemicals-Chlorine	18,904	23,286	30,640	30,640	27,455	
591-565-000-743.010 Ferric Chloride	32,984	23,534	28,094	28,094	28,094	
591-565-000-748.000 Laboratory Supplies	20,031	23,193	26,500	26,500	27,825	
591-565-000-749.000 Diesel Fuel	0	4,555	4,000	4,000	4,400	
591-565-000-751.000 Gasoline	3,622	4,877	5,500	5,500	6,050	
591-565-000-758.000 Laundry	2,620	2,571	3,400	3,400	3,500	
591-565-000-759.000 Small Tools	3,834	977	1,400	1,400	1,400	
591-565-000-760.000 Medical Supplies	0	0	100	100	0	
591-565-000-776.000 Custodial Supplies	1,343	2,259	2,200	2,200	2,310	
591-565-000-778.000 Equipment Maint. Supplies	31,624	34,848	36,540	36,440	37,869	
	658,528	694,392	758,916	766,809	777,268	0
Contractual and Other:						
591-565-000-719.001 Health Insurance-Retirees	22,279	39,070	48,672	42,642	46,906	
591-565-000-818.000 Contractual Services	59,236	244,831	441,452	361,952	402,061	
591-565-000-818.001 Cont.Service-Well Field	3,883	0	5,500	5,500	5,775	
591-565-000-818.003 Cont.Service-Pumping Station	1,419	-220	4,000	4,000	25,100	
591-565-000-853.000 Telephone	3,332	3,330	3,350	3,350	3,518	
591-565-000-873.000 Travel	895	510	1,300	1,300	300	
591-565-000-921.000 Utilities-Gas	61,295	64,269	65,000	65,000	42,000	
591-565-000-922.000 Utilities-Electricity	306,165	384,687	371,450	432,385	454,000	
591-565-000-923.000 Utilities-Water	3,768	6,039	4,000	5,437	5,500	

Continued

City of Jackson
Fiscal Year 2012/13 Proposed Budget
Expenditure Detail

Fund 591 Water Fund
Dept 565 Water Treatment Plant & Pumping (Continued)

Account Description	2009/10 Actual	2010/11 Actual	2011/12 Budget	2011/12 Projected	2012/13 Proposed	2012/13 Adopted
Contractual and Other: (Cont'd.)						
591-565-000-931.000 Building Maintenance	5,609	4,446	3,300	3,300	3,800	
591-565-000-939.000 Vehicle Maintenance	4,603	2,983	6,000	6,000	6,000	
591-565-000-941.000 Rentals	4,300	4,300	4,300	4,300	4,300	
591-565-000-958.000 Memberships and Dues	0	25	300	300	200	
591-565-000-960.000 Education & Training	1,188	840	5,920	5,920	5,920	
	<u>477,972</u>	<u>755,110</u>	<u>964,544</u>	<u>941,386</u>	<u>1,005,380</u>	<u>0</u>
Water Treatment Plant & Pumping	<u><u>1,920,368</u></u>	<u><u>2,289,684</u></u>	<u><u>2,673,659</u></u>	<u><u>2,646,614</u></u>	<u><u>2,698,811</u></u>	<u><u>0</u></u>

City of Jackson
Fiscal Year 2012/13 Proposed Budget
Personnel Schedule

Class Grade	Position	# Positions		Budgeted Salaries & Wages
		Permanent	Temporary	
<i>Department: Water Fund-Water Treatment Plant & Pumping</i>				
<i>Fund-Activity: 591-565</i>				
013	WTP Supervisor	1		71,041
018	Utilities Director	1		89,772
302	Utility Worker I	1		41,933
306	Lab Technician	1		37,669
307	WTP Mechanic/Relief Operator II	2		92,416
308	WTP Operator II	4		209,580
308	Mechanic III	1		52,395
PT	Part Time		1	18,000
		<u>11</u>	<u>1</u>	<u>612,806</u>
Add:	Retiree Health Insurance Stipends			4,760
Less:	Utilities Director 50% to 590-554			<u>-44,886</u>
Activity Total				<u><u>572,680</u></u>

(599) Parking Deck Fund

PURPOSE - This Fund is used to account for the operations of the East (Cooper St.) and West (Francis St.) parking decks as well as surface parking constructed on Water Street. These parking facilities were constructed in 2002 and 2003 with proceeds from the DDA TIF and BRA TIF Bonds in connection with the Consumers Energy Project.

CHARACTER - Revenues from parking permits sold will be used to fund parking operations as well as to provide a sinking fund for major long-term maintenance expenses.

AUTHORITY - This Fund was established with a budget resolution adopted October 22, 2002.

City of Jackson Fiscal Year 2012/13 Proposed Budget Analysis of Estimated Changes in Working Capital

Fund 599 Parking Deck Fund

	2009/10 Actual	2010/11 Actual	2011/12 Budget	2011/12 Projected	2012/13 Proposed	2012/13 Adopted
Revenues	260,076	260,451	256,932	257,235	257,235	
Expenses	434,568	438,479	719,251	465,995	780,923	
Excess of Revenues Over (Under) Expenses	(174,492)	(178,028)	(462,319)	(208,760)	(523,688)	
Add: Depreciation	262,943	262,943	262,943	262,943	262,943	
Increase (Decrease) in Working capital	88,451	84,915	(199,376)	54,183	(260,745)	
Working Capital - Beginning of Year	869,249	957,700	1,042,615	1,042,615	1,096,798	1,096,798
Working Capital - End of Year	957,700	1,042,615	843,239	1,096,798	836,053	1,096,798

City of Jackson
Fiscal Year 2012/13 Proposed Budget
Revenue Detail

Fund 599 Parking Deck Fund

Account Description	2009/10 Actual	2010/11 Actual	2011/12 Budget	2011/12 Projected	2012/13 Proposed	2012/13 Adopted
599-000-000-653.007 Parking Permits (Brown)	250,028	253,000	250,000	252,968	252,968	
599-000-000-664.000 Interest	9,242	6,601	6,932	4,267	4,267	
599-000-000-685.677 Insurance Refund-W/C	806	850	0	0	0	
Total Revenues	260,076	260,451	256,932	257,235	257,235	0

City of Jackson
Fiscal Year 2012/13 Proposed Budget
Expenditure Detail

Fund 599 Parking Deck Fund
Dept 599 Parking Deck

Account Description	2009/10 Actual	2010/11 Actual	2011/12 Budget	2011/12 Projected	2012/13 Proposed	2012/13 Adopted
Personal Services:						
599-599-000-706.000 Salaries and Wages	21,280	21,900	16,978	17,000	28,288	
599-599-000-707.000 Temporary Wages	35	55	1,000	1,000	1,000	
599-599-000-709.000 Overtime	7,304	8,080	6,500	7,035	7,500	
599-599-000-715.000 Employers FICA	2,185	2,281	1,873	1,915	2,814	
599-599-000-719.000 Health Insurance	3,720	4,337	2,121	3,074	3,980	
599-599-000-719.678 RX Drug Insurance	726	999	598	830	0	
599-599-000-719.679 Health Insurance Deductible	0	0	1,244	0	820	
599-599-000-722.000 Pension-General	2,202	2,548	2,005	2,384	3,550	
599-599-000-724.000 Unemployment Comp.	119	270	150	117	195	
599-599-000-724.001 Workers Compensation	484	491	195	190	315	
599-599-000-725.000 Other Fringe Benefits	361	443	277	277	460	
	<u>38,416</u>	<u>41,404</u>	<u>32,941</u>	<u>33,822</u>	<u>48,922</u>	<u>0</u>
Material and Supplies:						
599-599-000-740.000 Operating Supplies	99	0	10,000	10,000	10,000	
599-599-000-756.000 Miscellaneous Supplies	106	711	3,000	2,000	3,000	
599-599-000-782.000 Materials	14,763	22,424	7,000	5,000	7,000	
	<u>14,968</u>	<u>23,135</u>	<u>20,000</u>	<u>17,000</u>	<u>20,000</u>	<u>0</u>
Contractual And Other:						
599-599-000-808.000 Audit Fees	352	354	354	326	333	
599-599-000-818.000 Contractual Services	18,848	12,439	15,178	40,000	45,178	
599-599-000-818.690 Cont. Serv. - Forestry	445	0	300	0	0	
599-599-000-853.000 Telephone	1,646	1,553	1,740	1,680	1,740	
599-599-000-914.000 Insurance	8,903	8,912	8,912	9,623	9,623	
599-599-000-914.001 Insurance-Deductible	0	503	0	0	0	
599-599-000-920.000 Utilities	41,519	43,659	56,000	50,635	57,680	
599-599-000-930.000 Repairs & Maintenance	2,910	719	10,000	10,000	10,000	
599-599-000-931.000 Building Maintenance	0	148	1,000	1,000	1,000	
599-599-000-943.000 Equip. Rental - Motor Pool	13,987	13,595	5,500	8,000	8,300	
599-599-000-965.101 Admin.-General Fund	7,145	6,566	10,000	10,000	10,000	
599-599-000-966.000 PW Overhead	12,937	12,142	13,266	13,266	14,166	
599-599-000-967.000 ENG Overhead	9,549	10,407	6,117	7,700	16,038	
	<u>118,241</u>	<u>110,997</u>	<u>128,367</u>	<u>152,230</u>	<u>174,058</u>	<u>0</u>
Capital Outlay :						
599-599-000-971.000 Depreciation	262,943	262,943	262,943	262,943	262,943	
599-599-000-976.599 Parking Deck Repairs/Maint	0	0	275,000	0	275,000	
599-599-000-977.000 Equipment	0	0	0	0	0	
	<u>262,943</u>	<u>262,943</u>	<u>537,943</u>	<u>262,943</u>	<u>537,943</u>	<u>0</u>
Total Expenses	<u>434,568</u>	<u>438,479</u>	<u>719,251</u>	<u>465,995</u>	<u>780,923</u>	<u>0</u>

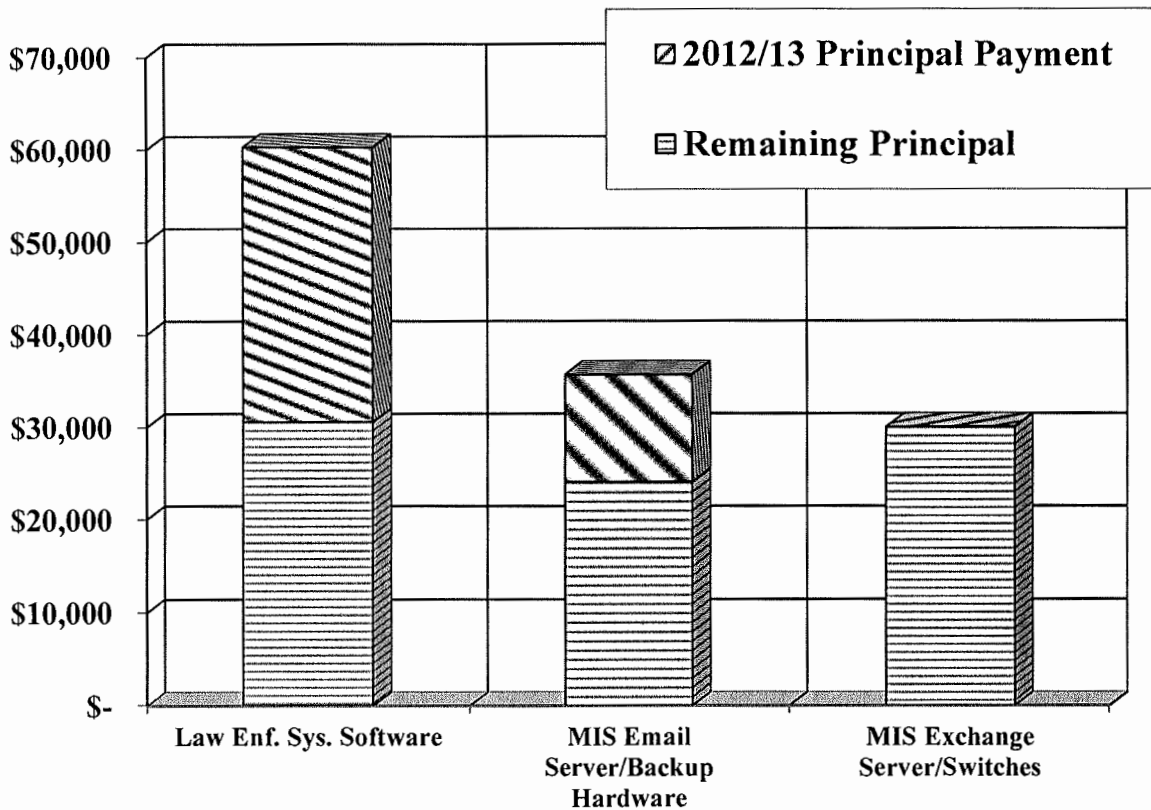
Internal Service Funds

Internal service funds are used to account for the financing of goods or services provided by one department or agency to other departments or agencies of the government and to other government units, on a cost reimbursement basis.

City of Jackson
Fiscal Year 2012/13 Proposed Budget
Internal Service Funds
Debt Summary

Fund#	Issue Name	Date Issued	Loan Amount	Principal Outstanding 6/30/2012	FY 2012/13		
					Principal	Interest	
663	1) Workers Compensation Fund Loan	10/1/2010	89,107	60,278	29,694	1,808	
663	2) Workers Compensation Fund Loan	9/14/2011	35,695	35,695	11,664	714	
663	3) Workers Compensation Fund Loan	8/1/2012	30,000	-	-	-	
Internal Service Fund Totals				\$ 154,802	\$ 95,973	\$ 41,358	\$ 2,522

- 1) Law Enforcement System Software
- 2) MIS Email Server/Backup Hardware
- 3) MIS Exchange Server/Gigabyte Switches; Loan to be made during FY 2013 with first payment due in FY 2014.



(641) Public Works Administration Fund

PURPOSE - This Fund is used to record the administrative operations of the City's Department of Public Works.

CHARACTER - Money for the operation of this Fund is supplied by reimbursements from other funds for services rendered. Reimbursements are calculated as a percentage of direct labor for hours worked by Public Works employees on various City projects and activities. This percentage is periodically reviewed and adjusted to provide for reimbursements sufficient to offset these related administrative costs.

AUTHORITY - This Fund was formally established with the adoption of the 1999/2000 Budget.

City of Jackson Fiscal Year 2012/13 Proposed Budget Analysis of Estimated Changes in Working Capital

Fund 641 Public Works Administration Fund

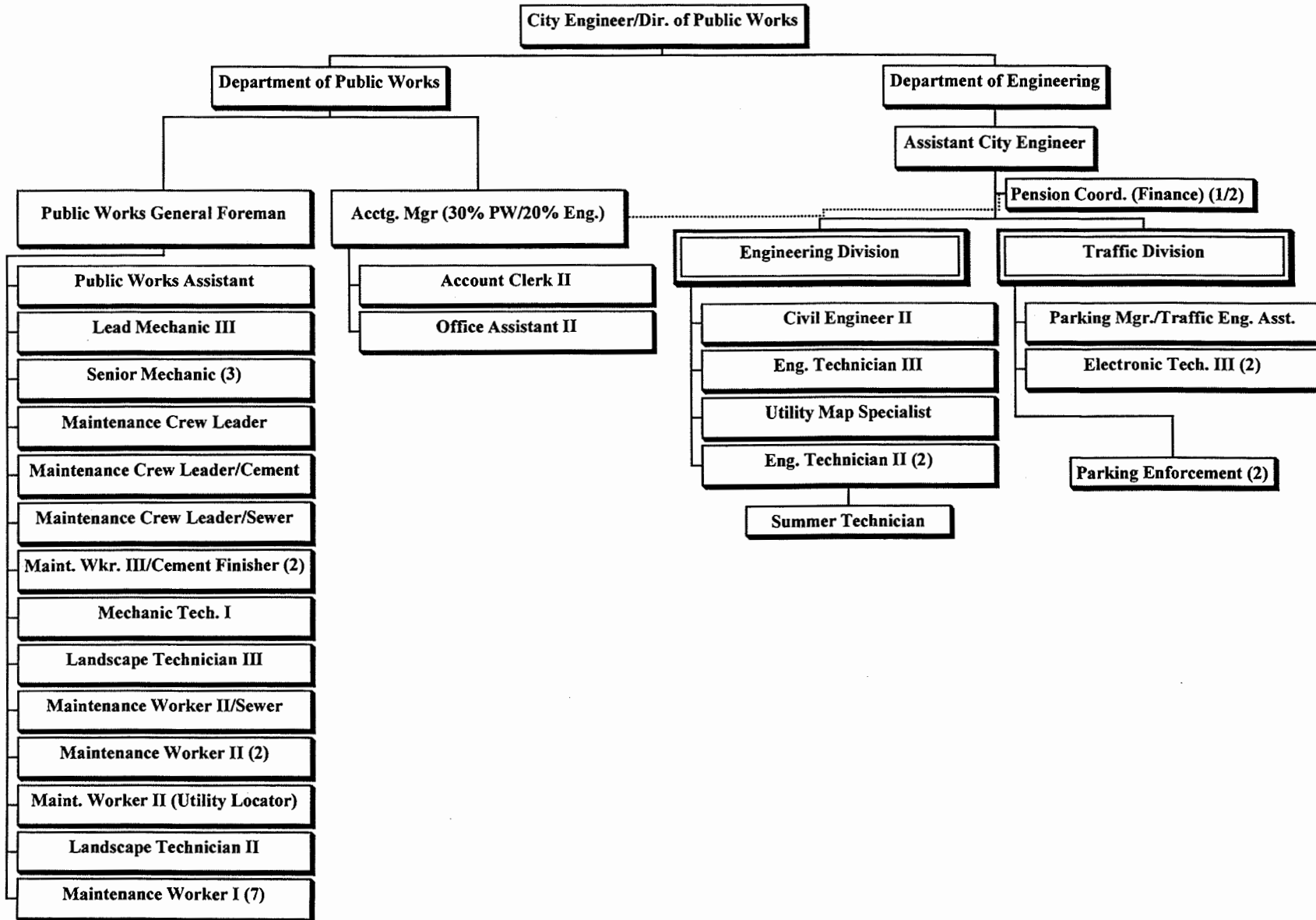
	2009/10 Actual	2010/11 Actual	2011/12 Budget	2011/12 Projected	2012/13 Proposed	2012/13 Adopted
Revenues	590,012	590,823	599,558	615,153	630,499	0
Expenditures	551,565	484,985	599,558	603,153	624,499	0
Revenues Over (Under) Expenses			0	12,000	6,000	0
Estimated Working Capital - Beginning of Year			305,049	305,049	317,049	317,049
Estimated Working Capital - End of Year			<u>305,049</u>	<u>317,049</u>	<u>323,049</u>	<u>317,049</u>

City of Jackson
Fiscal Year 2012/13 Proposed Budget
Revenue Detail

Fund 641 Public Works Administration Fund

Account Description	2009/10 Actual	2010/11 Actual	2011/12 Budget	2011/12 Projected	2012/13 Proposed	2012/13 Adopted
641-000-000-626.000 Charges for Services	582,215	570,640	593,558	603,153	624,499	
641-000-000-664.000 Interest	6,585	11,033	6,000	12,000	6,000	
641-000-000-685.677 Insurance Refund - W/C	1,212	9,150	0	0	0	
641-000-000-698.000 Miscellaneous	0	0	0	0	0	
Total Revenues	590,012	590,823	599,558	615,153	630,499	0

**City of Jackson
Engineering & Public Works Department
Activity Personnel Chart**



City of Jackson
Fiscal Year 2012/13 Proposed Budget
Personnel Schedule

Class Grade	Position	# Positions		Budgeted Salaries & Wages
		Permanent	Temporary	
<i>Fund-Activity: 641-440</i>				
<i>Department: Public Works</i>				
009	Public Works Assistant	1		55,053
011	Public Works General Foreman	1		62,612
304	Maintenance Worker I	7		280,609
305	Account Clerk II	1		33,819
305	Landscape Tech II	1		44,304
305	Maint. Worker II (Utility Locator)	1		42,553
305	Maintenance Worker II	2		87,427
305	Maintenance Worker II/Sewer	1		44,304
305	Office Assistant II	1		44,304
306	Landscape Tech III	1		46,675
306	Maint. Worker III//Cement Finisher	2		93,350
306	Mechanic Tech. I	1		46,675
307	Maintenance Crew Leader	1		49,442
307	Maintenance Crew Leader/Cement	1		49,442
307	Maintenance Crew Leader/Sewer	1		49,442
309	Senior Mechanic	3		168,480
310	Lead Mechanic III	1		60,195
		27		1,258,686
Add:	City Engineer/Dir. of PW (20%)			19,423
	Allocation of 30% Accounting Manager from 591-558			20,006
	Retirees Health Insurance Stipend			30,870
Less:	Maintenance Worker II (Utility Locator) (50%) to 591-560			-21,277
	Public Works Assistant (20%) to 591-556			-11,011
	Public Works Assistant (20%) to 642-449			-11,011
	Office Assistant II (20%) to 591-556			-8,861
	Office Assistant II (10%) to 642-449			-4,430
	Account Clerk II (10%) to 642-449			-3,382
Department Total				1,269,013

Note: Above wages are charged to various activities under the control of the Department of Public Services based on actual time worked or by a predetermined allocation formula.

City of Jackson
Fiscal Year 2012/13 Proposed Budget
Expenditure Detail

Fund 641 Public Works Administration Fund
Dept 440 Public Works Administration

Account Description	2009/10 Actual	2010/11 Actual	2011/12 Budget	2011/12 Projected	2012/13 Proposed	2012/13 Adopted
Personal Services:						
641-440-000-702.000 Termination Pay	1,064	308	0	187	0	
641-440-000-706.000 Salaries And Wages	260,488	213,927	287,915	244,424	255,563	
641-440-000-707.000 Temporary Wages	39	585	0	0	0	
641-440-000-709.000 Overtime	0	237	2,000	2,000	2,257	
641-440-000-715.000 Employers FICA	19,936	16,526	22,178	18,866	19,723	
641-440-000-719.000 Health Insurance	62,195	55,179	32,315	50,202	50,491	
641-440-000-719.678 RX Drug Insurance	9,518	10,716	14,384	17,864	0	
641-440-000-719.679 Health Insurance Deductible	0	0	3,359	300	10,095	
641-440-000-722.000 Pension-General	17,900	16,444	22,224	19,980	22,513	
641-440-000-724.000 Unemployment Comp.	950	1,257	2,108	1,757	1,725	
641-440-000-724.001 Workers Compensation	3,015	2,641	6,012	5,011	5,265	
641-440-000-725.000 Other Fringe Benefits	-5,108	-9,556	6,069	6,000	5,280	
	<u>369,997</u>	<u>308,264</u>	<u>398,564</u>	<u>366,591</u>	<u>372,912</u>	<u>0</u>
Material And Supplies:						
641-440-000-726.000 Office Supplies	4,259	10,559	8,100	8,100	8,100	
641-440-000-755.000 Safety Supplies	7,331	6,866	9,751	9,751	9,751	
641-440-000-758.000 Laundry	3,623	3,031	4,750	4,750	4,750	
641-440-000-782.000 Materials	3,323	5,225	8,474	8,474	8,474	
	<u>18,536</u>	<u>25,681</u>	<u>31,075</u>	<u>31,075</u>	<u>31,075</u>	<u>0</u>
Contractual And Other:						
641-440-000-719.001 Health Insurance-Retirees	135,191	125,205	112,428	148,057	162,863	
641-440-000-808.000 Audit Fees	459	461	461	377	385	
641-440-000-818.000 Contractual Services	6,385	2,493	29,781	29,781	29,781	
641-440-000-853.000 Telephone	3,402	3,034	4,000	4,000	4,000	
641-440-000-873.000 Travel	0	0	200	200	200	
641-440-000-914.000 Insurance	6,191	6,581	6,581	7,372	7,372	
641-440-000-914.001 Insurance-Deductible	0	0	0	0	0	
641-440-000-920.000 Utilities	4,230	6,349	6,000	7,032	7,243	
641-440-000-924.000 Utilities-Heating	1,479	1,492	2,000	2,000	2,000	
641-440-000-934.000 Office Equipment Maintenance	4,948	4,912	5,212	5,212	5,212	
641-440-000-943.000 Equipment Rental - MP	0	75	0	0	0	
641-440-000-946.000 Office Equipment Rental	190	140	300	300	300	
641-440-000-958.000 Memberships & Dues	448	298	356	356	356	
641-440-000-960.000 Education & Training	109	0	800	800	800	
	<u>163,032</u>	<u>151,040</u>	<u>168,119</u>	<u>205,487</u>	<u>220,512</u>	<u>0</u>
Capital Outlay:						
641-440-000-984.000 Software	0	0	1,800	0	0	
	<u>0</u>	<u>0</u>	<u>1,800</u>	<u>0</u>	<u>0</u>	<u>0</u>
Total Expenditures	<u>551,565</u>	<u>484,985</u>	<u>599,558</u>	<u>603,153</u>	<u>624,499</u>	<u>0</u>

(642) Engineering Administration Fund

PURPOSE - This Fund is used to record the administrative operations of the City's Engineering Department.

CHARACTER - Money for the operation of this Fund is supplied by reimbursements from other funds for services rendered. Reimbursements are calculated as a percentage of direct labor for hours worked by Engineering employees on various City projects and activities. This percentage is periodically reviewed and adjusted to provide for reimbursements sufficient to offset these related administrative costs.

AUTHORITY - This Fund was formally established with the adoption of the 1999/2000 Budget.

City of Jackson Fiscal Year 2012/13 Proposed Budget Analysis of Estimated Changes in Working Capital

Fund 642 Engineering Administration Fund

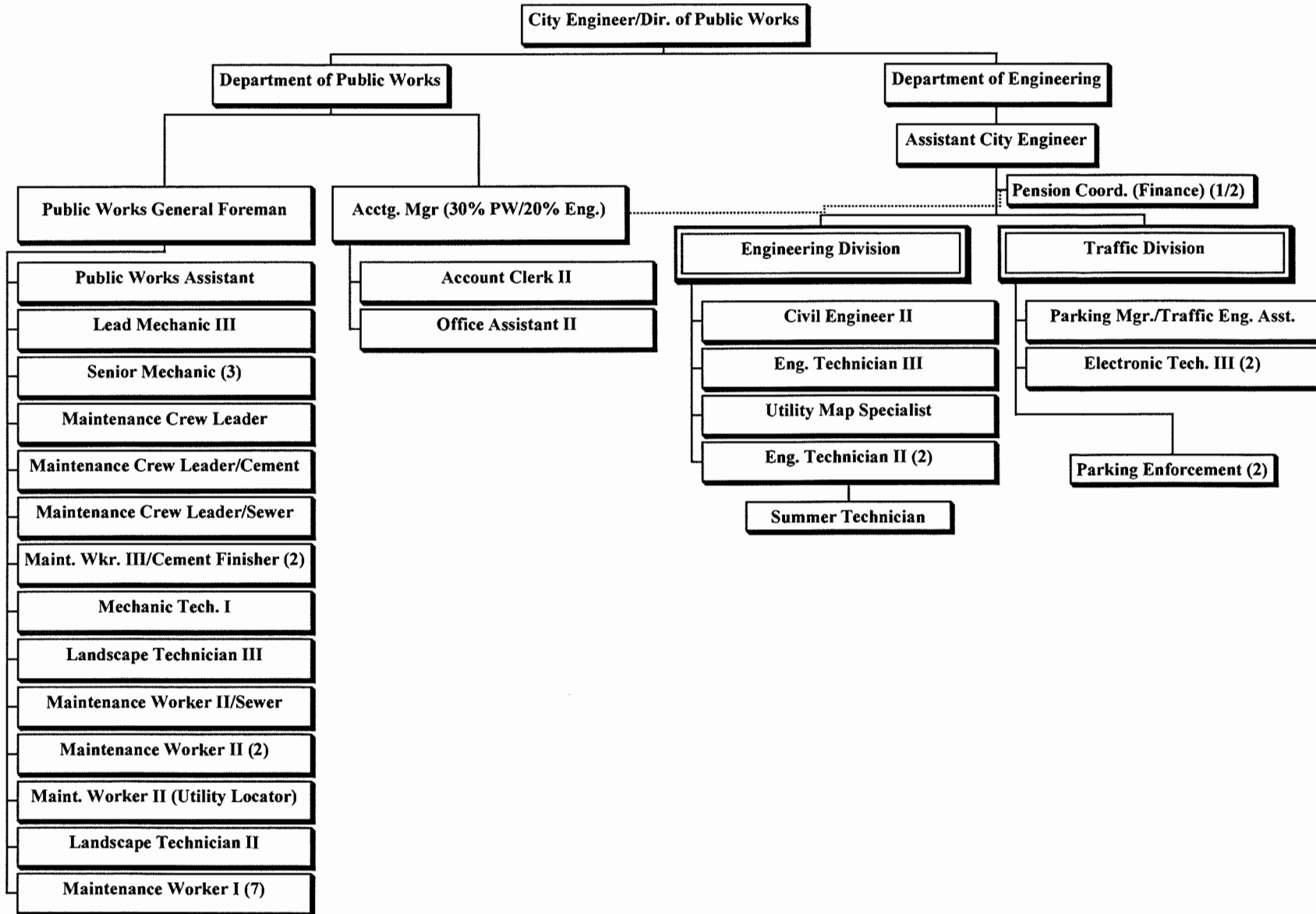
	2009/10 Actual	2010/11 Actual	2011/12 Budget	2011/12 Projected	2012/13 Proposed	2012/13 Adopted
Revenues	384,491	315,692	381,343	315,947	425,765	0
Expenditures	321,807	373,157	381,343	404,774	422,241	0
Revenues Over (Under) Expenses			0	(88,827)	3,524	0
Estimated Working Capital - Beginning of Year			95,043	95,043	6,216	6,216
Estimated Working Capital - End of Year			<u>95,043</u>	<u>6,216</u>	<u>9,740</u>	<u>6,216</u>

City of Jackson
Fiscal Year 2012/13 Proposed Budget
Revenue Detail

Fund 642 Engineering Administration Fund

Account Description	2009/10 Actual	2010/11 Actual	2011/12 Budget	2011/12 Projected	2012/13 Proposed	2012/13 Adopted
642-000-000-626.000 Charges for Services	374,846	311,285	380,343	315,692	425,565	
642-000-000-664.000 Interest	1,765	757	1,000	255	200	
642-000-000-685.677 Insurance Refund - W/C	4,407	3,650	0	0	0	
642-000-000-698.000 Miscellaneous	3,473	0	0	0	0	
Total Revenues	384,491	315,692	381,343	315,947	425,765	0

**City of Jackson
Engineering & Public Works Department
Activity Personnel Chart**



City of Jackson
Fiscal Year 2012/13 Proposed Budget
Personnel Schedule

Class Grade	Position	# Positions		Budgeted Salaries & Wages
		Permanent	Temporary	
<i>Fund-Activity: 642-449</i>				
<i>Department: Engineering</i>				
010	Parking Mgr./Traffic Engineer Asst.	1		59,153
011	Civil Engineer II	1		62,612
015	Assistant City Engineer	1		79,290
019	City Engineer	1		97,116
309	Utility Map Specialist	1		48,521
306	Engineering Technician II	2		93,350
307	Engineering Technician III	1		49,442
308	Electronic Technician III	2		105,194
PT	Summer Technicians		1	7,056
		10	1	601,734
Add:				
	Accounting Manager (20%) from 591-558			13,337
	Pension Coordinator (50%) from 101-201			24,723
	Public Works Assistant (20%) from 641-440			11,011
	Retiree Stipends			27,960
Department Total				678,765

Note: Above wages are charged to various activities under the control of the Department of Engineering based on actual time worked or by a predetermined allocation formula.

City of Jackson
Fiscal Year 2012/13 Proposed Budget
Expenditure Detail

Fund 642 Engineering Administration Fund
Dept 449 Engineering Office

Account Description	2009/10	2010/11	2011/12	2011/12	2012/13	2012/13
	Actual	Actual	Budget	Projected	Proposed	Adopted
Personal Services:						
642-449-000-702.000 Termination Pay	3,716	9,116	0	20,648	0	
642-449-000-706.000 Salaries And Wages	165,648	170,269	173,378	173,378	196,420	
642-449-000-707.000 Temporary Wages	0	336	0	0	0	
642-449-000-709.000 Overtime	0	13.13	1,070	200	1,070	
642-449-000-715.000 Employers FICA	12,398	14,018	13,345	14,858	15,108	
642-449-000-719.000 Health Insurance	28,085	34,626	17,111	21,100	27,637	
642-449-000-719.678 RX Drug Insurance	4,439	6,784	6,112	8,340	0	
642-449-000-719.679 Health Insurance Deductible	0	0	12,709	851	5,692	
642-449-000-722.000 Pension-General	11,011	13,058	14,898	15,987	19,591	
642-449-000-724.000 Unemployment Comp.	507	1,172	1,533	877	1,355	
642-449-000-724.001 Workers Compensation	1,308	1,515	1,996	2,211	2,190	
642-449-000-725.000 Other Fringe Benefits	1,064	790	2,827	220	3,195	
	228,176	251,697	244,979	258,670	272,258	0
Material And Supplies:						
642-449-000-726.000 Office Supplies	4,142	4,079	9,161	5,000	6,000	
642-449-000-753.000 Survey Supplies	1,506	780	3,320	3,000	3,320	
642-449-000-755.000 Safety Supplies	140	754	1,575	1,000	1,575	
642-449-000-782.000 Materials	63	26	0	0	0	
	5,851	5,639	14,056	9,000	10,895	0
Contractual And Other:						
642-449-000-719.001 Health Insurance-Retirees	24,544	45,771	48,084	59,460	59,460	
642-449-000-808.000 Audit Fees	283	264	264	275	281	
642-449-000-818.000 Contractual Services	1,191	2,047	2,500	5,000	2,500	
642-449-000-853.000 Telephone	6,045	5,666	6,034	5,456	6,034	
642-449-000-873.000 Travel	13	16	500	250	500	
642-449-000-914.000 Insurance	2,586	2,380	2,380	3,222	3,222	
642-449-000-920.000 Utilities	4,233	4,509	4,900	4,400	4,900	
642-449-000-924.000 Utilities-Heating	1,487	1,493	3,000	2,000	3,000	
642-449-000-933.000 Equipment Maintenance	4,537	7,275	9,000	7,727	9,000	
642-449-000-934.000 Office Equipment Maintenance	1,256	1,303	3,456	2,714	3,456	
642-449-000-943.000 Equipment Rental - MP	0	0	0	0	0	
642-449-000-946.000 Office Equipment Rental	150	122	500	500	500	
642-449-000-958.000 Memberships & Dues	2,388	2,012	1,990	1,990	1,990	
642-449-000-960.000 Education & Training	633	150	1,600	1,000	1,600	
642-449-000-965.101 Admin.-General Fund	23,356	21,906	24,000	24,000	24,000	
	72,702	94,914	108,208	117,994	120,443	0
Capital Outlay:						
642-449-000-977.000 Equipment	0	0	0	6,010	4,545	
642-449-000-983.000 Office Equipment	499	10,217	1,000	0	1,000	
642-449-000-984.000 Software	14,579	10,690	13,100	13,100	13,100	
	15,078	20,907	14,100	19,110	18,645	0
Total Expenditures	321,807	373,157	381,343	404,774	422,241	0

(643) Local Site Remediation Revolving Fund

PURPOSE - This Fund is used to record the receipt and disbursement of money available under Section 13(5) of the Brownfield Redevelopment Financing Act (Act 381 of 1996) and may also consist of money appropriated or otherwise made available from public or private sources.

CHARACTER - Money for the operation of this Fund is supplied by the capture of additional tax increment revenue, as provided for in an approved Brownfield Plan, from an eligible property in excess of the amount authorized under subsection (4) of Act 381 and for not more than 5 years after the time that capture is required. If tax increment revenues attributable to taxes levied for school operating purposes from eligible property are captured by the authority for purposes authorized under subsection (3), the tax increment revenues captured for deposit in the local site remediation revolving fund also may include tax increment revenues attributable to taxes levied for school operating purposes in an amount not greater than the tax increment revenues levied for school operating purposes captured from the eligible property by the authority for the purposes authorized under subsection (3).

AUTHORITY - This Fund is provided for under Section 8 of Act 381 of 1996 and was formally established with the adoption of the 2008/09 Budget.

City of Jackson Fiscal Year 2012/13 Proposed Budget Analysis of Estimated Changes in Working Capital

Fund 643 Local Site Remediation Revolving Fund

	2009/10 Actual	2010/11 Actual	2011/12 Budget	2011/12 Projected	2012/13 Proposed	2012/13 Adopted
Revenues	189,610	175,257	165,000	80,894	81,522	0
Expenditures	5,713	0	201,000	267,402	201,000	0
Revenues Over (Under) Expenses			(36,000)	(186,508)	(119,478)	0
Estimated Working Capital - Beginning of Year			714,712	714,712	528,204	528,204
Estimated Working Capital - End of Year			<u>678,712</u>	<u>528,204</u>	<u>408,726</u>	<u>528,204</u>

City of Jackson
Fiscal Year 2012/13 Proposed Budget
Revenue Detail

Fund 643 Local Site Remediation Revolving Fund

Account Description	2009/10 Actual	2010/11 Actual	2011/12 Budget	2011/12 Projected	2012/13 Proposed	2012/13 Adopted
643-000-000-664.000 Interest	3,286	3,032	4,000	4,000	4,000	
643-000-000-699.494 Contribution-BRA Fund	186,324	172,225	161,000	76,894	77,522	
Total Revenues	189,610	175,257	165,000	80,894	81,522	0

Expenditure Detail

Fund 643 Local Site Remediation Revolving Fund

Dept 745 Brownfield Redevelopment Projects

Account Description	2009/10 Actual	2010/11 Actual	2011/12 Budget	2011/12 Projected	2012/13 Proposed	2012/13 Adopted
Contractual And Other :						
643-745-000-818.000 Contractual Services	5,606	0	200,000	20,000	200,000	
643-745-000-815.004 Building Demolitions	0	0	0	52,500	0	
643-745-000-962.000 Uncollectible Accounts	0	0	0	193,902	0	
643-745-000-956.000 Administration	107	0	1,000	1,000	1,000	
Total Expenditures	5,713	0	201,000	267,402	201,000	0

(661) Motor Pool & Garage Fund

PURPOSE - This Fund is used to record the operations of the City's motor vehicle pool at the Department of Public Works.

CHARACTER - Money for the operation of this Fund is supplied by reimbursements from other funds for services rendered (i.e., equipment usage). The special advantage of this Fund is that the Major Street Fund (202) and Local Street Fund (203) can be charged rent for the time equipment is used for street work.

AUTHORITY - This Fund was established in fiscal year 1980-81 by segregating this activity from the General Fund (101), as recommended by the State Department of Treasury.

City of Jackson Fiscal Year 2012/13 Proposed Budget Analysis of Estimated Changes in Working Capital

Fund 661 Motor Pool & Garage Fund

	2009/10 Actual	2010/11 Actual	2011/12 Budget	2011/12 Projected	2012/13 Proposed	2012/13 Adopted
Revenues	1,248,501	1,258,468	1,341,764	1,330,781	1,337,049	0
Expenditures	1,472,758	1,528,128	1,467,285	1,551,212	1,779,246	0
Revenues Over (Under) Expenses			(125,521)	(220,431)	(442,197)	0
Add: Depreciation			319,610	312,662	312,662	
Estimated Change in Working Capital			194,089	92,231	(129,535)	0
Estimated Working Capital - Beginning of Year			819,719	819,719	911,950	911,950
Estimated Working Capital - End of Year			<u>1,013,808</u>	<u>911,950</u>	<u>782,415</u>	<u>911,950</u>

City of Jackson
Fiscal Year 2012/13 Proposed Budget
Revenue Detail

Fund 661 Motor Pool And Garage Fund

Account Description	2009/10 Actual	2010/11 Actual	2011/12 Budget	2011/12 Projected	2012/13 Proposed	2012/13 Adopted
661-000-000-626.301 Charges for Services - Police	82,367	56,671	72,000	60,000	70,000	
661-000-000-626.337 Charges for Services - Fire	81,458	58,813	70,000	70,000	70,000	
661-000-000-626.591 Charges for Services - Water	38,269	42,833	38,000	40,000	45,000	
661-000-000-626.642 Charges for Services - Eng.	6,702	8,971	9,000	9,000	9,000	
661-000-000-649.000 Auction	5,005	5,112	0	0	0	
661-000-000-664.000 Interest	8,420	4,489	5,000	3,068	3,000	
661-000-000-669.000 Equipment Rental	955,915	969,255	1,091,870	1,116,899	1,118,087	
661-000-000-669.001 Equipmt. Leases-Other Depts.	42,406	46,028	40,894	25,053	16,962	
661-000-000-685.000 Insurance Refund	1,925	0	0	1,761	0	
661-000-000-685.677 Insurance Refund-W/C	11,771	11,250	0	0	0	
661-000-000-698.000 Miscellaneous	14,263	55,046	15,000	5,000	5,000	
Total Revenues	1,248,501	1,258,468	1,341,764	1,330,781	1,337,049	0

City of Jackson
Fiscal Year 2012/13 Proposed Budget
Expenditure Detail

Fund 661 Motor Pool And Garage Fund
Dept 454 Motor Pool

Account Description	2009/10 Actual	2010/11 Actual	2011/12 Budget	2011/12 Projected	2012/13 Proposed	2012/13 Adopted
Personal Services:						
661-454-000-702.000 Termination Pay	822	385	0	0	0	
661-454-000-706.000 Salaries And Wages	297,816	281,075	318,340	315,631	319,332	
661-454-000-707.000 Temporary Wages	45	27	0	0	0	
661-454-000-709.000 Overtime	488	593	9,949	9,000	9,888	
661-454-000-715.000 Employers FICA	22,616	21,350	25,114	24,857	25,185	
661-454-000-719.000 Health Insurance	62,801	71,359	54,444	83,912	71,757	
661-454-000-719.678 RX Drug Insurance	12,374	15,736	17,732	24,206	0	
661-454-000-719.679 Health Insurance Ded.	0	0	36,036	0	14,348	
661-454-000-722.000 Pension-General	22,856	23,887	28,036	29,899	32,659	
661-454-000-724.000 Unemployment Comp.	1,030	1,901	2,659	2,469	2,502	
661-454-000-724.001 Workers Compensation	5,834	5,684	7,583	7,538	7,638	
661-454-000-725.000 Other Fringe Benefits	1,928	1,926	7,481	7,417	7,504	
	<u>428,610</u>	<u>423,923</u>	<u>507,374</u>	<u>504,929</u>	<u>490,813</u>	<u>0</u>
Material And Supplies:						
661-454-000-726.000 Office Supplies	819	1,717	1,000	1,000	1,000	
661-454-000-751.000 Gasoline	75,450	90,938	120,075	120,075	120,075	
661-454-000-755.000 Safety Supplies	350	1,251	750	1,000	1,000	
661-454-000-756.000 Miscellaneous Supplies	19,461	14,134	30,284	30,284	30,284	
661-454-000-758.000 Laundry	1,285	1,169	1,400	1,400	1,400	
661-454-000-759.000 Small Tools	5,691	9,813	10,000	10,000	19,600	
661-454-000-782.000 Materials	241,607	209,710	245,173	265,559	245,173	
	<u>344,663</u>	<u>328,732</u>	<u>408,682</u>	<u>429,318</u>	<u>418,532</u>	<u>0</u>
Contractual And Other:						
661-454-000-719.001 Health Insurance-Retirees	21,547	26,809	29,844	29,844	32,828	
661-454-000-808.000 Audit Fees	996	1,198	1,198	1,156	1,179	
661-454-000-818.000 Contractual Services	163,437	44,107	73,255	73,255	103,255	
661-454-000-873.000 Telephone	1,339	842	1,500	1,500	1,500	
661-454-000-914.000 Travel	128	28	200	200	200	
661-454-000-920.000 Insurance	30,527	27,637	27,637	30,860	30,860	
661-454-000-924.000 Utilities	23,525	18,487	30,000	30,000	30,000	
661-454-000-933.000 Equipment Maintenance	1,400	6,469	5,000	5,000	5,000	
661-454-000-943.000 Equipment Rental - MP	680	1,400	0	0	0	
661-454-000-946.000 Office Equipment Rental	159	93	200	200	200	
661-454-000-960.000 Education & Training	1,272	124	4,000	3,000	4,000	
661-454-000-964.000 Refunds	100,000	300,000	0	0	0	
661-454-000-965.101 Admin.-General Fund	34,865	35,617	34,685	35,617	35,617	
	<u>379,875</u>	<u>462,811</u>	<u>207,519</u>	<u>210,632</u>	<u>244,639</u>	<u>0</u>
Capital Outlay:						
661-454-000-971.000 Depreciation	319,610	312,662	319,610	312,662	312,662	
661-454-000-976.000 Building Addition	0	0	0	0	0	
661-454-000-982.000 Machinery & Equipment	0	0	22,000	91,571	310,500	
661-454-000-984.000 Software	0	0	2,100	2,100	2,100	
	<u>319,610</u>	<u>312,662</u>	<u>343,710</u>	<u>406,333</u>	<u>625,262</u>	<u>0</u>
Total Expenditures	<u>1,472,758</u>	<u>1,528,128</u>	<u>1,467,285</u>	<u>1,551,212</u>	<u>1,779,246</u>	<u>0</u>

(663) Equipment Revolving Fund

PURPOSE - This Fund is used to record the purchase of certain data processing and other equipment and its subsequent rental to the MIS Department as well as other General Fund departments which use the equipment.

CHARACTER - Money to purchase the equipment is provided through loans from the Workers Compensation Fund. Interest rates on the loan amounts are based on market rates at the time of each loan . The rental charges to the various departments are set equal to the annual loan repayment amount.

AUTHORITY - This Fund was established by Resolution adopted on November 9, 1993.

City of Jackson Fiscal Year 2012/13 Proposed Budget Analysis of Estimated Changes in Working Capital

Fund 663 Equipment Revolving Fund

	2009/10 Actual	2010/11 Actual	2011/12 Budget	2011/12 Projected	2012/13 Proposed	2012/13 Adopted
Revenues	75,071	23,798	72,136	55,300	43,880	0
Expenditures	75,071	23,798	72,136	55,300	43,880	0
Excess of Revenues Over (Under) Expenditures			0	0	0	
Add: Proceeds of Loan			0	35,695	30,000	
Depreciation			67,341	51,934	41,358	
Less: Acquisition of fixed assets			0	(35,695)	(30,000)	
Payment of loan principal			(67,341)	(51,934)	(41,358)	
Net Change in Working Capital			0	0	0	0
Working Capital - Beginning of Year			0	0	0	0
Working Capital - End of Year			0	0	0	0

City of Jackson
Fiscal Year 2012/13 Proposed Budget
Revenue Detail

Fund 663 Equipment Revolving Fund

Account Description	2009/10 Actual	2010/11 Actual	2011/12 Budget	2011/12 Projected	2012/13 Proposed	2012/13 Adopted
663-000-000-626.000 Charges For Goods/Service	75,071	23,798	72,136	55,300	43,880	
Total Revenues	75,071	23,798	72,136	55,300	43,880	0

Expenditure Detail

Fund 663 Equipment Revolving Fund
Dept 326 Equipment Revolving

Account Description	2009/10 Actual	2010/11 Actual	2011/12 Budget	2011/12 Projected	2012/13 Proposed	2012/13 Adopted
Capital Outlay:						
663-326-000-971.000 Depreciation	71,558	22,432	67,341	51,934	41,358	
	71,558	22,432	67,341	51,934	41,358	0
Debt Service:						
663-326-000-995.000 Interest	3,513	1,366	4,795	3,366	2,522	
	3,513	1,366	4,795	3,366	2,522	0
Total Expenditures	75,071	23,798	72,136	55,300	43,880	0

(677) Workers Compensation Fund

PURPOSE- This Fund is used to record the activity of the City's self-insured workers compensation program.

CHARACTER - Money for the operation of this Fund is supplied by contributions from the City's operating funds. Such contributions are based on both the amount and classification of payroll expenditures in each fund. Expenditures paid from this Fund include workers compensation claims, reinsurance, and administration costs related to the Fund's operation.

AUTHORITY - The Workers Compensation Fund was established on September 1, 1979, when the City of Jackson executed a contract with Corporate Service Incorporated to administer the City's Workers Compensation Program.

City of Jackson Fiscal Year 2012/13 Proposed Budget Analysis of Estimated Changes in Working Capital

Fund 677 Workers Compensation Fund

	2009/10 Actual	2010/11 Actual	2011/12 Budget	2011/12 Projected	2012/13 Proposed	2012/13 Adopted
Revenues	304,029	294,217	265,000	296,640	280,000	0
Expenditures	692,156	554,658	208,650	133,786	133,798	0
Revenues Over (Under) Expenses	(388,127)	(260,441)	56,350	162,854	146,202	0
Working Capital - Beginning of Year	1,662,309	1,274,182	1,013,741	1,013,741	1,176,595	1,176,595
Working Capital - End of Year	1,274,182	1,013,741	1,070,091	1,176,595	1,322,797	1,176,595

City of Jackson
Fiscal Year 2012/13 Proposed Budget
Revenue Detail

Fund 677 Workers Compensation Fund

Account Description	2009/10 Actual	2010/11 Actual	2011/12 Budget	2011/12 Projected	2012/13 Proposed	2012/13 Adopted
677-000-000-664.000 Interest	55,487	47,237	30,000	45,000	45,000	
677-000-000-685.000 Insurance Refund	8,947	26,121	10,000	41,640	25,000	
677-000-000-699.101 Cont.-All Funds	239,595	220,859	225,000	210,000	210,000	
Total Revenues	304,029	294,217	265,000	296,640	280,000	0

Expenditure Detail

Fund 677 Workers Compensation Fund
Dept 677 Workers Compensation Insurance

Account Description	2009/10 Actual	2010/11 Actual	2011/12 Budget	2011/12 Projected	2012/13 Proposed	2012/13 Adopted
Materials & Supplies:						
677-677-000-755.000 Safety Supplies	0	0	150	150	150	
	0	0	150	150	150	0
Contractual And Other:						
677-677-000-808.000 Audit Fees	152	564	500	413	425	
677-677-000-917.002 Workers Comp. Claims	129,191	6,894	150,000	80,000	80,000	
677-677-000-917.003 Workers Comp. Fee	51,570	38,977	53,000	45,000	45,000	
677-677-000-964.000 Refunds (W/C Contrib.)	508,206	500,000	0	0	0	
677-677-000-965.101 Admin.-General Fund	3,037	8,223	5,000	8,223	8,223	
	692,156	554,658	208,500	133,636	133,648	0
Total Expenses	692,156	554,658	208,650	133,786	133,798	0

(678) Prescription Drug Fund

PURPOSE- This Fund is used to record the activity of the City's self-insured prescription drug program.

CHARACTER - Money for the operation of this Fund is supplied by contributions from the City's operating funds. Such contributions are based on the approximate equivalent cost of prescription coverage, under traditional health coverage, in each fund. Expenditures paid from this Fund include prescription drug claims, reinsurance, and administration costs related to the Fund's operation.

AUTHORITY - The Prescription Drug Fund was established on May 1, 2006, the effective date of the City's executed contract with Script GuideRX, who administers the City's Prescription Drug Program.

City of Jackson Fiscal Year 2012/13 Proposed Budget Analysis of Estimated Changes in Working Capital

Fund 678 Prescription Drug Fund

	2009/10 Actual	2010/11 Actual	2011/12 Budget	2011/12 Projected	2012/13 Proposed	2012/13 Adopted
Revenues	764,031	756,824	810,300	896,050	356,050	0
Expenditures	844,516	861,265	864,600	885,541	395,250	0
Revenues Over (Under) Expenses	(80,485)	(104,441)	(54,300)	10,509	(39,200)	0
Working Capital - Beginning of Year	214,131	133,646	29,205	29,205	39,714	39,714
Working Capital - End of Year	<u>133,646</u>	<u>29,205</u>	<u>(25,095)</u>	<u>39,714</u>	<u>514</u>	<u>39,714</u>

City of Jackson
Fiscal Year 2012/13 Proposed Budget
Revenue Detail

Fund 678 Prescription Drug Fund

Account Description	2009/10 Actual	2010/11 Actual	2011/12 Budget	2011/12 Projected	2012/13 Proposed	2012/13 Adopted
678-000-000-664.000 Interest	368	29	300	50	50	
678-000-000-685.000 Insurance Refund	0	0	0	0	0	
678-000-000-685.678 Rebates & Refunds	20,113	9,220	10,000	30,000	15,000	
678-000-000-699.101 Cont.-All Funds	743,550	747,575	800,000	866,000	216,000	
678-000-000-699.678 Cont.-Health Care Ded. Fd.	0	0	0	0	125,000	
Total Revenues	764,031	756,824	810,300	896,050	356,050	0

Expenditure Detail

Fund 678 Prescription Drug Fund
Dept 678 Prescription Drug

Account Description	2009/10 Actual	2010/11 Actual	2011/12 Budget	2011/12 Projected	2012/13 Proposed	2012/13 Adopted
Contractual And Other:						
678-678-000-808.000 Audit Fees	803	688	600	641	650	
678-678-000-917.005 Prescription Drug Claims	805,611	827,009	826,000	863,000	381,600	
678-678-000-917.006 Script Guide (TPA) Fee	30,102	25,568	30,000	13,900	5,000	
678-678-000-965.101 Admin.-General Fund	8,000	8,000	8,000	8,000	8,000	
678-678-000-999.736 Contrib.-Pub.Emp.Hlth.Care	0	0	0	0	0	
	844,516	861,265	864,600	885,541	395,250	0
Total Expenses	844,516	861,265	864,600	885,541	395,250	0

(679) Health Care Insurance Deductible Fund

PURPOSE- This Fund is used to record the activity of the City's self-insured health care deductible program.

CHARACTER - Money for the operation of this Fund is supplied by contributions from the City's operating funds. Such contributions are based on the approximate equivalent cost of deductible coverage, under traditional health coverage, in each fund. Expenditures paid from this Fund include health care deductible claims and administrative costs related to the Fund's operation.

AUTHORITY - The Health Care Insurance Deductible Fund was established on July 1, 2007, the effective date of the City's executed contract with JFP Benefit Management, Inc., who administers the City's Health Care Insurance Deductible Program.

City of Jackson Fiscal Year 2012/13 Proposed Budget Analysis of Estimated Changes in Working Capital

Fund 679 Health Care Insurance Deductible Fund

	2009/10 Actual	2010/11 Actual	2011/12 Budget	2011/12 Projected	2012/13 Proposed	2012/13 Adopted
Revenues	122,253	91,781	93,000	116,500	414,400	0
Expenditures	62,157	146,780	44,200	80,635	384,250	0
Revenues Over (Under) Expenses	60,096	(54,999)	48,800	35,865	30,150	0
Working Capital - Beginning of Year	398,852	458,948	403,949	403,949	439,814	439,814
Working Capital - End of Year	458,948	403,949	452,749	439,814	469,964	439,814

City of Jackson
Fiscal Year 2012/13 Proposed Budget
Revenue Detail

Fund 679 Health Care Insurance Deductible Fund

Account Description	2009/10 Actual	2010/11 Actual	2011/12 Budget	2011/12 Projected	2012/13 Proposed	2012/13 Adopted
679-000-000-664.000 Interest	1,836	2,531	3,000	1,200	3,000	
679-000-000-685.000 Insurance Refund	0	0	0	0	0	
679-000-000-698.000 Miscellaneous	0	0	0	0	0	
679-000-000-699.101 Cont.-All Funds	120,417	89,250	90,000	115,300	411,400	
Total Revenues	122,253	91,781	93,000	116,500	414,400	0

Expenditure Detail

Fund 679 Health Care Insurance Deductible Fund
Dept 679 Health Care Deductible

Account Description	2009/10 Actual	2010/11 Actual	2011/12 Budget	2011/12 Projected	2012/13 Proposed	2012/13 Adopted
Contractual And Other:						
679-679-000-808.000 Audit Fees	180	218	200	221	250	
679-679-000-917.008 Health Deductible Claims	56,256	42,562	35,000	50,000	250,000	
679-679-000-917.009 Admin. (TPA) Fees	1,721	0	5,000	2,500	5,000	
679-679-000-965.101 Admin.-General Fund	4,000	4,000	4,000	4,000	4,000	
679-679-000-999.678 Contrib.-Prescript. Drug Fd.	0	0	0	0	125,000	
679-679-000-999.680 Contrib.-Hlth Care Ded. Fire	0	0	0	23,914	0	
679-679-000-999.736 Contrib.-Pub Emp Health	0	100,000	0	0	0	
	62,157	146,780	44,200	80,635	384,250	0
Total Expenses	62,157	146,780	44,200	80,635	384,250	0

(680) Health Care Insurance Deductible-Fire Fund

PURPOSE- This Fund is used to record the activity of the City's self-insured health care deductible program for the Fire Department (I.A.F.F.).

CHARACTER - Money for the operation of this Fund is supplied by contributions from the City's Fire Department budget. Such contributions are based on the approximate equivalent cost of deductible coverage, under traditional health coverage, in each fund. Expenditures paid from this Fund include health care deductible claims and administrative costs related to the Fund's operation.

AUTHORITY - The Health Care Insurance Deductible - Fire Fund was established on May 1, 2009, the effective date of the City's executed contract with Marwil & Associates, LLC., who administers the City's Health Care Insurance Deductible - Fire Program.

City of Jackson Fiscal Year 2012/13 Proposed Budget Analysis of Estimated Changes in Working Capital

Fund 680 Health Care Insurance Deductible-Fire Fund

	2009/10 Actual	2010/11 Actual	2011/12 Budget	2011/12 Projected	2012/13 Proposed	2012/13 Adopted
Revenues	150,118	176,059	170,000	191,264	0	0
Expenditures	204,080	150,404	163,500	152,912	0	0
Revenues Over (Under) Expenses	(53,962)	25,655	6,500	38,352	0	0
Working Capital - Beginning of Year	(10,045)	(64,007)	(38,352)	(38,352)	0	0
Working Capital - End of Year	(64,007)	(38,352)	(31,852)	0	0	0

City of Jackson
Fiscal Year 2012/13 Proposed Budget
Revenue Detail

Fund 680 Health Care Insurance Deductible - Fire Fund

Account Description	2009/10 Actual	2010/11 Actual	2011/12 Budget	2011/12 Projected	2012/13 Proposed	2012/13 Adopted
680-000-000-664.000 Interest	0	0	0	0	0	
680-000-000-685.000 Insurance Refund	0	0	0	0	0	
680-000-000-698.000 Miscellaneous	0	0	0	0	0	
680-000-000-699.679 Contrib.-Hlth Care Ded.	0	0	0	23,914	0	
680-000-000-699.101 Cont.-General Fund	150,118	176,059	170,000	167,350	0	
Total Revenues	150,118	176,059	170,000	191,264	0	0

Expenditure Detail

Fund 680 Health Care Insurance Deductible - Fire Fund

Dept 680 Health Care Deductible - Fire

Account Description	2009/10 Actual	2010/11 Actual	2011/12 Budget	2011/12 Projected	2012/13 Proposed	2012/13 Adopted
Contractual And Other:						
680-680-000-808.000 Audit Fees	0	0	0	0	0	
680-680-000-917.008 Health Deductible Claims	190,134	136,940	150,000	140,000	0	
680-680-000-917.009 Admin. (TPA) Fees	13,946	13,464	13,500	12,912	0	
680-680-000-965.101 Admin.-General Fund	0	0	0	0	0	
	204,080	150,404	163,500	152,912	0	0
Total Expenses	204,080	150,404	163,500	152,912	0	0

Trust and Agency Funds

Trust funds are used to account for assets held by the government in a trustee capacity. Agency funds are used to account for assets held by the government as an agent for individuals, private organizations, other governments and/or other funds.

(702) County and School Tax Collection Fund

PURPOSE - This Fund is used to record transactions arising from the collection of taxes for the County of Jackson and Jackson Public Schools.

CHARACTER - Taxes required to be raised within the City of Jackson for purposes of the County of Jackson and the Jackson Public Schools are levied by the City and collections are made by the City Treasurer. Taxes paid during the stipulated collection period are remitted to those respective governmental units on a timely basis. After the collection period, delinquent taxes, real and personal, are returned to the County Treasurer for collection.

AUTHORITY - This Fund is allowed by Act 277 of the Public Acts of Michigan 1968, as amended, and was established by resolution of the City Commission through formal budget adoption.

City of Jackson Fiscal Year 2012/13 Proposed Budget Analysis of Changes in Fund Balance

Fund 702 County & School Tax Collection Fund

	2009/10 Actual	2010/11 Actual	2011/12 Budget	2011/12 Projected	2012/13 Proposed	2012/13 Adopted
Revenues	19,354	15,452	35,000	16,000	20,000	
Expenditures	19,354	15,452	35,000	16,000	20,000	
Excess of Revenues Over (Under) Expenditures	0	0	0	0	0	
Fund Balance - Beginning of Year	0	0	0	0	0	0
Fund Balance - End of Year	0	0	0	0	0	0

City of Jackson
Fiscal Year 2012/13 Proposed Budget
Revenue Detail

Fund 702 County & School Tax Collection Fund

Account Description	2009/10 Actual	2010/11 Actual	2011/12 Budget	2011/12 Projected	2012/13 Proposed	2012/13 Adopted
702-000-000-664.000 Interest	19,354	15,452	35,000	16,000	20,000	
Total Revenues	19,354	15,452	35,000	16,000	20,000	0

Expenditure Detail

Fund 702 County & School Tax Collection Fund
Dept 702 County And School Tax

Account Description	2009/10 Actual	2010/11 Actual	2011/12 Budget	2011/12 Projected	2012/13 Proposed	2012/13 Adopted
Contractual And Other:						
702-702-000-999.101 Cont.-General Fund	19,354	15,452	35,000	16,000	20,000	
	19,354	15,452	35,000	16,000	20,000	0
Total Expenditures	19,354	15,452	35,000	16,000	20,000	0

(711) Cemetery Perpetual Maintenance Fund

PURPOSE - This Fund is used to account for money held in trust for the perpetual care of certain cemetery lots.

CHARACTER - Purchasers of lots in the cemeteries owned by the City of Jackson are charged a one-time fee for the perpetual maintenance of these lots. These fees are then deposited in the Cemetery Perpetual Maintenance Fund and are added to the unexpendable principal of the Fund. Earnings on this principal are transferred to the General Fund (101) annually to help defray the necessary expenditures for Cemetery upkeep.

AUTHORITY - This Fund was established November 3, 1914 as authorized by the City Charter.

Fiscal Year 2012/13 Proposed Budget Analysis of Changes in Fund Balance

Fund 711 Cemetery Perpetual Maintenance Fund

	2009/10 Actual	2010/11 Actual	2011/12 Budget	2011/12 Projected	2012/13 Proposed	2012/13 Adopted
Revenues	114,046	80,560	89,500	110,600	85,100	
Expenditures	59,426	55,297	64,500	55,600	60,100	
Excess of Revenues Over (Under) Expenditures	54,620	25,263	25,000	55,000	25,000	
Fund Balance - Beginning of Year	1,766,142	1,820,762	1,846,025	1,846,025	1,901,025	1,901,025
Fund Balance - End of Year	1,820,762	1,846,025	1,871,025	1,901,025	1,926,025	1,901,025

City of Jackson
Fiscal Year 2012/13 Proposed Budget
Revenue Detail

Fund 711 Cemetery Perpetual Maintenance Fund

Account Description	2009/10	2010/11	2011/12	2011/12	2012/13	2012/13
	Actual	Actual	Budget	Projected	Proposed	Adopted
711-000-000-642.000 Charges For Services-Sales	33,163	37,494	25,000	25,000	25,000	
711-000-000-664.000 Interest	112	134	0	100	100	
711-000-000-664.300 Interest - Madison	59,426	55,297	64,500	55,500	60,000	
711-000-000-693.300 Gain/Loss On Sales - Madison	3,486	5,991	0	10,000	0	
711-000-000-697.300 Unrealized Gain - Madison	17,859	-18,356	0	20,000	0	
Total Revenues	114,046	80,560	89,500	110,600	85,100	0

Expenditure Detail

Fund 711 Cemetery Perpetual Maintenance Fund
Dept 711 Cemetery Trust

Account Description	2009/10	2010/11	2011/12	2011/12	2012/13	2012/13
	Actual	Actual	Budget	Projected	Proposed	Adopted
Contractual And Other:						
711-711-000-956.300 Administration - Madison	8,857	9,130	9,500	9,600	9,800	
711-711-000-999.101 Cont.-General Fund	50,569	46,167	55,000	46,000	50,300	
	59,426	55,297	64,500	55,600	60,100	0
Total Expenditures	59,426	55,297	64,500	55,600	60,100	0

(718) Ella W. Sharp Park Endowment Fund

PURPOSE - This Fund is used to account for the monies received from the Estate of Ella W. Sharp.

CHARACTER - The principal received from the Estate is to remain intact. Revenues generated from investments are transferred to the Ella W. Sharp Park Operating Fund (208) for the purpose of operating and maintaining the Ella W. Sharp Park.

AUTHORITY - This Fund was established indirectly on December 15, 1970, by City Commission resolution which required that "All revenues derived from the Ella Sharp Trust Fund and from the operation of the Ella Sharp Park Golf Course shall be used for the operation, maintenance and development of Ella Sharp Park.

City of Jackson Fiscal Year 2012/13 Proposed Budget Analysis of Changes in Fund Balance

Fund 718 Ella W. Sharp Endowment Fund

	2009/10 Actual	2010/11 Actual	2011/12 Budget	2011/12 Projected	2012/13 Proposed	2012/13 Adopted
Revenues	80,513	44,654	85,050	80,102	82,000	
Expenditures	40,822	40,724	45,050	40,925	42,800	
Excess of Revenues Over (Under) Expenditures	39,691	3,930	40,000	39,177	39,200	
Fund Balance - Beginning of Year	1,129,380	1,169,071	1,173,001	1,173,001	1,212,178	1,212,178
Fund Balance - End of Year	1,169,071	1,173,001	1,213,001	1,212,178	1,251,378	1,212,178

City of Jackson
Fiscal Year 2012/13 Proposed Budget
Revenue Detail

Fund 718 Ella W. Sharp Endowment Fund

Account Description	2009/10 Actual	2010/11 Actual	2011/12 Budget	2011/12 Projected	2012/13 Proposed	2012/13 Adopted
718-000-000-664.000 Interest	2,750	2,519	2,250	2,250	2,000	
718-000-000-665.000 Bond Interest	37,328	37,458	42,000	37,926	40,000	
718-000-000-666.000 Dividends	744	747	800	749	800	
718-000-000-697.000 Unrealized Gain (Loss)	39,691	3,930	0	39,177	39,200	
718-000-000-693.000 Gain/Loss On Sales	0	0	40,000	0	0	
Total Revenues	80,513	44,654	85,050	80,102	82,000	0

Expenditure Detail

Fund 718 Ella W. Sharp Endowment Fund
Dept 718 Ella W. Sharp Endowment

Account Description	2009/10 Actual	2010/11 Actual	2011/12 Budget	2011/12 Projected	2012/13 Proposed	2012/13 Adopted
Contractual And Other:						
718-718-000-999.208 Cont.-Sharp Park Oper. Fd	40,822	40,724	45,050	40,925	42,800	
	40,822	40,724	45,050	40,925	42,800	0
Total Expenditures	40,822	40,724	45,050	40,925	42,800	0

(731) Employees Retirement System Fund

PURPOSE - This Fund is used to account for the activities relating to the operation of the City of Jackson Employees Retirement System.

CHARACTER - The membership of the Retirement System includes City employees, City officials, and members of boards, commissions, or authorities established by the City Commission whose position requires one thousand or more hours of work in a calendar year, except for the following:

- 1) Contractual employment
- 2) Employment compensated on a fee basis
- 3) Mayor or City Commissioners
- 4) Employment as a police officer or fire fighter

5) Employment as City Manager or executive director of the Downtown Development Authority unless membership is elected upon the filing of a written notice with the board of trustees not more than 30 days after the effective date of employment.

Revenue for the Fund is derived from member contributions, City contributions, interest, dividends and other income from investments of the Retirement System. Members of the Michigan Association of Public Employees as well as non-union members contribute 2.5% of total compensation effective July 1, 1992. City contributions are set equal to employee contributions. Total contributions are determined, subject to this 5% minimum, by the City's Actuary.

AUTHORITY - This Fund was established on July 1, 1945, under authority of Chapter 9, Title 1, of the City Code, as amended. The City of Jackson Employees Retirement System is a reciprocal unit under Michigan Act No. 88 of the Public Acts of 1961, as amended.

City of Jackson Fiscal Year 2012/13 Proposed Budget Analysis of Changes in Fund Balance

Fund 731 Employees Retirement System Fund

	2009/10 Actual	2010/11 Actual	2011/12 Budget	2011/12 Projected	2012/13 Proposed	2012/13 Adopted
Revenues	4,789,867	7,522,691	4,183,000	4,183,000	4,183,000	
Expenditures	2,671,471	3,170,517	3,270,000	3,500,000	3,500,000	
Excess of Revenues Over (Under) Expenditures	2,118,396	4,352,174	913,000	683,000	683,000	
Fund Balance - Beginning of Year	27,166,075	29,284,471	33,636,645	33,636,645	34,319,645	34,319,645
Fund Balance - End of Year	29,284,471	33,636,645	34,549,645	34,319,645	35,002,645	34,319,645

City of Jackson
Fiscal Year 2012/13 Proposed Budget
Revenue Detail

Fund 731 Employees Retirement System Fund

Account Description	2009/10 Actual	2010/11 Actual	2011/12 Budget	2011/12 Projected	2012/13 Proposed	2012/13 Adopted
731-000-000-664.000 Interest	7,565	-286	8,000	8,000	8,000	
731-000-000-666.000 Dividends	358,933	222,945	300,000	300,000	300,000	
731-000-000-677.000 Employee Contributions	624,786	596,033	625,000	625,000	625,000	
731-000-000-693.000 Gain/Loss On Sales	2,404,401	3,285,352	1,500,000	1,500,000	1,500,000	
731-000-000-697.000 Unrealized Gain-Investments	643,743	2,666,666	1,000,000	1,000,000	1,000,000	
731-000-000-699.101 Cont.-All Funds	750,439	751,981	750,000	750,000	750,000	
Total Revenues	4,789,867	7,522,691	4,183,000	4,183,000	4,183,000	0

Expenditure Detail

Fund 731 Employees Retirement System Fund

Dept 731 Pensioners-General

Account Description	2009/10 Actual	2010/11 Actual	2011/12 Budget	2011/12 Projected	2012/13 Proposed	2012/13 Adopted
Contractual And Other:						
731-731-000-874.000 Retirement Benefits	2,395,262	2,893,947	3,000,000	3,200,000	3,200,000	
731-731-000-956.000 Administration	181,396	194,517	170,000	200,000	200,000	
731-731-000-964.000 Refunds	94,813	82,053	100,000	100,000	100,000	
	2,671,471	3,170,517	3,270,000	3,500,000	3,500,000	0
Total Expenditures	2,671,471	3,170,517	3,270,000	3,500,000	3,500,000	0

(732) Policemen's and Firemen's Pension Fund

PURPOSE - This Fund is used to account for the activities relating to the operation of the City's Policemen's and Firemen's Pension Plan.

CHARACTER - Membership to the plan is available to police officers and fire fighters who are regular City employees and were hired prior to July 1, 1973. Revenue for the Fund is derived from member contributions, City contributions, interest, dividends and other income from investments of the Pension Fund. Plan members contribute 7.5% of annual compensation. City contributions are actuarially computed so that, together with member contributions, sufficient funds exist to fully fund the costs of benefits likely to be paid on account of service rendered during the current year and to finance the unfunded costs of benefits likely to be paid on account of prior years service over a period of sixty years. The Plan also contains an escalation clause which requires that pensions and annuities be adjusted whenever a change occurs in the rates of members' current salaries.

AUTHORITY - This Fund was adopted by referendum on November 5, 1957.

City of Jackson Fiscal Year 2012/13 Proposed Budget Analysis of Changes in Fund Balance

Fund 732 Policemen's & Firemen's Pension Fund

	2009/10 Actual	2010/11 Actual	2011/12 Budget	2011/12 Projected	2012/13 Proposed	2012/13 Adopted
Revenues	1,205,520	1,362,195	885,000	872,000	971,431	
Expenditures	1,129,730	1,098,494	1,040,000	1,040,000	990,000	
Excess of Revenues Over (Under) Expenditures	75,790	263,701	-155,000	-168,000	-18,569	
Fund Balance - Beginning of Year	3,578,692	3,654,482	3,918,183	3,918,183	3,750,183	3,750,183
Fund Balance - End of Year	3,654,482	3,918,183	3,763,183	3,750,183	3,731,614	3,750,183

City of Jackson
Fiscal Year 2012/13 Proposed Budget
Revenue Detail

Fund 732 Policemen's & Firemen's Pension Fund

Account Description	2009/10 Actual	2010/11 Actual	2011/12 Budget	2011/12 Projected	2012/13 Proposed	2012/13 Adopted
732-000-000-664.000 Interest	33,271	31,320	40,000	30,000	30,000	
732-000-000-666.000 Dividends	47,129	47,487	45,000	42,000	42,000	
732-000-000-666.000 Gain/Loss On Sales	225,274	287,012	100,000	100,000	100,000	
732-000-000-697.000 Unrealized Gain	177,309	496,376	200,000	200,000	200,000	
732-000-000-699.101 Cont.-General Fund	722,537	500,000	500,000	500,000	599,431	
Total Revenues	1,205,520	1,362,195	885,000	872,000	971,431	0

Expenditure Detail

Fund 732 Policemen's & Firemen's Pension Fund
Dept 732 Pensioners-Police/Fire

Account Description	2009/10 Actual	2010/11 Actual	2011/12 Budget	2011/12 Projected	2012/13 Proposed	2012/13 Adopted
Contractual And Other:						
732-732-000-874.000 Retirement Benefits	1,090,344	1,058,336	1,000,000	1,000,000	950,000	
732-732-000-956.000 Administration	39,386	40,158	40,000	40,000	40,000	
	1,129,730	1,098,494	1,040,000	1,040,000	990,000	0
Total Expenditures	1,129,730	1,098,494	1,040,000	1,040,000	990,000	0

(733) Policemen's and Firemen's Pension - Act 345 Fund

PURPOSE - This Fund is used to account for the activities relating to the operation of City's Act 345 Policemen's and Firemen's Pension Plan.

CHARACTER - Membership to the plan is available to police officers and fire fighters who are regular City employees and were hired after July 1, 1973. Revenue for the Fund is derived from member contributions, City contributions, interest, dividends and other income from investments of the Pension Fund. Plan members contribute 7.5% of annual compensation. City contributions are funded by a tax levy approved by the voters on May 14, 1974. This contribution is actuarially computed so that, together with member contributions, sufficient funds exist to fully fund the costs of benefits likely to be paid on account of service rendered during the current year and to finance the unfunded costs of benefits likely to be paid on account of prior years service over a period of forty years.

AUTHORITY - This Fund was established on July 1, 1974, by Ordinance No. 297 adopted by the City Commission on July 9, 1974, as a result of a Special Municipal Election on May 14, 1974.

City of Jackson Fiscal Year 2012/13 Proposed Budget Analysis of Changes in Fund Balance

Fund 733 Policemen's & Firemen's Pension - Act 345 Fund

	2009/10 Actual	2010/11 Actual	2011/12 Budget	2011/12 Projected	2012/13 Proposed	2012/13 Adopted
Revenues	7,482,659	10,662,337	7,168,528	7,173,528	7,200,342	
Expenditures	4,415,748	5,821,263	4,750,000	5,775,000	4,875,000	
Excess of Revenues Over (Under) Expenditures	3,066,911	4,841,074	2,418,528	1,398,528	2,325,342	
Fund Balance - Beginning of Year	26,718,963	29,785,874	34,626,948	34,626,948	36,025,476	36,025,476
Fund Balance - End of Year	29,785,874	34,626,948	37,045,476	36,025,476	38,350,818	36,025,476

City of Jackson
Fiscal Year 2012/13 Proposed Budget
Revenue Detail

Fund 733 Policemen's & Firemen's Pension-Act 345 Fund

Account Description	2009/10 Actual	2010/11 Actual	2011/12 Budget	2011/12 Projected	2012/13 Proposed	2012/13 Adopted
733-000-000-664.000 Interest	297,675	274,829	325,000	280,000	280,000	
733-000-000-666.000 Dividends	349,579	361,436	300,000	350,000	350,000	
733-000-000-677.000 Employee Contributions	768,403	688,364	700,000	700,000	700,000	
733-000-000-693.000 Gain/Loss On Sales	1,382,521	3,048,486	1,000,000	1,000,000	1,000,000	
733-000-000-697.000 Unrealized Gain-Investments	1,427,950	3,516,422	2,000,000	2,000,000	2,000,000	
733-000-000-699.101 Cont.-General Fund	3,256,531	2,772,800	2,843,528	2,843,528	2,870,342	
Total Revenues	7,482,659	10,662,337	7,168,528	7,173,528	7,200,342	0

Expenditure Detail

Fund 733 Policemen's and Firemen's Pension - Act 345 Fund
Dept 733 Pensioners-Act 345

Account Description	2009/10 Actual	2010/11 Actual	2011/12 Budget	2011/12 Projected	2012/13 Proposed	2012/13 Adopted
Contractual And Other:						
733-733-000-874.000 Retirement Benefits	4,124,302	5,153,102	4,400,000	5,400,000	4,500,000	
733-733-000-956.000 Administration	262,894	303,592	275,000	300,000	300,000	
733-733-000-964.000 Refunds	28,552	364,569	75,000	75,000	75,000	
	4,415,748	5,821,263	4,750,000	5,775,000	4,875,000	0
Total Expenditures	4,415,748	5,821,263	4,750,000	5,775,000	4,875,000	0

(736) Public Employee Health Care Fund

PURPOSE - This Fund is used to account for the accumulation of funds to provide for the funding of health care benefits to retirants and beneficiaries and retirants of the City. Money for the payment of health care benefits for retired employees of the public corporation may, at the discretion of the public corporation, be provided from this fund or any other fund or trust.

CHARACTER - To be determined.

AUTHORITY - This Fund will be established on July 1, 2003, by inclusion in the annual budget resolution of the City. A formal resolution will subsequently need to be adopted to establish the operating parameters under which the Fund will operate. The resolution must include all of the following:

- (a) The designation of a person or persons who shall act as the fund's investment fiduciary.
- (b) A restriction of withdrawals from the fund solely for the payment of health care benefits on behalf of qualified persons and the payment of the expenses of administration of the fund.
- (c) The designation of who is a qualified person for purposes of payment of health care benefits from the fund.
- (d) A determination of whether the fund will be established on an actuarial basis.

City of Jackson Fiscal Year 2012/13 Proposed Budget Analysis of Changes in Fund Balance

Fund 736 Public Employee Health Care Fund

	2009/10 Actual	2010/11 Actual	2011/12 Budget	2011/12 Projected	2012/13 Proposed	2012/13 Adopted
Revenues	43,313	191,915	40,000	40,000	40,000	
Expenditures	1,878	22,147	10,000	20,000	8,000	
Excess of Revenues Over (Under) Expenditures	41,435	169,768	30,000	20,000	32,000	
Fund Balance - Beginning of Year	376,905	418,340	588,108	588,108	608,108	608,108
Fund Balance - End of Year	418,340	588,108	618,108	608,108	640,108	608,108

City of Jackson
Fiscal Year 2012/13 Proposed Budget
Revenue Detail

Fund 736 Public Employee Health Care Fund

Account Description	2009/10 Actual	2010/11 Actual	2011/12 Budget	2011/12 Projected	2012/13 Proposed	2012/13 Adopted
736-000-000-664.000 Interest	0	0	0	0	0	
736-000-000-697.000 Dividends	0	0	0	0	0	
736-000-000-697.000 Unrealized Gain-Investments	43,313	91,915	40,000	40,000	40,000	
736-000-000-699.679 Contrib.-HC Insurance Ded.	0	100,000	0	0	0	
Total Revenues	43,313	191,915	40,000	40,000	40,000	0

Expenditure Detail

Fund 736 Public Employee Health Care Fund
Dept 747 Retirees Health

Account Description	2009/10 Actual	2010/11 Actual	2011/12 Budget	2011/12 Projected	2012/13 Proposed	2012/13 Adopted
Contractual And Other:						
736-747-000-956.000 Administration	1,878	22,147	10,000	20,000	8,000	
	1,878	22,147	10,000	20,000	8,000	0
Total Expenditures	1,878	22,147	10,000	20,000	8,000	0

Special Assessment Funds

Special Assessment funds are used to account for the levying and subsequent collection of various special assessments (i. e. street, sidewalk, parking, sanitary sewer, storm sewer, etc.) .

(895) Special Assessment Fund

PURPOSE - This Fund is used to account for special assessments levied to finance public improvements or services deemed to benefit only the properties against which the assessments are levied.

CHARACTER - Special assessment revenue and the corresponding receivable, representing the unpaid special assessments, are recorded at the time the assessment roll is confirmed. Monies are then transferred to the fund which incurred the charges being assessed. The Special Assessment Fund borrows the required monies necessary to make the above transfers from the Workers Compensation Fund (677). As the special assessments are collected these borrowings are repaid together with the interest earned on the special assessments at 6% annually.

AUTHORITY - This Fund was established on July 1, 1975, by City Commission Resolution on October 24, 1974.

City of Jackson Fiscal Year 2012/13 Proposed Budget Analysis of Changes in Fund Balance

Fund 895 Special Assessment Fund

	2009/10 Actual	2010/11 Actual	2011/12 Budget	2011/12 Projected	2012/13 Proposed	2012/13 Adopted
Revenues	278,701	254,958	324,149	344,298	649,247	
Expenditures	166,866	306,226	324,149	344,298	649,247	
Excess of Revenues Over (Under) Expenditures	111,835	(51,268)	0	0	0	
Fund Balance - Beginning of Year	(898,263)	(786,428)	(837,696)	(786,428)	(786,428)	(786,428)
Fund Balance - End of Year	(786,428)	(837,696)	(837,696)	(786,428)	(786,428)	(786,428)

City of Jackson
Fiscal Year 2012/13 Proposed Budget
Revenue Detail

Fund 895 Special Assessment Fund

Account Description	2009/10 Actual	2010/11 Actual	2011/12 Budget	2011/12 Projected	2012/13 Proposed	2012/13 Adopted
895-000-000-445.000 Penalties/Int-S/A	0	0	0	0	0	0
895-000-000-664.000 Interest	0	0	0	0	0	0
895-000-000-672.000 Spec. Assessments	111,835	-51,268	0	0	0	0
895-000-000-672.001 Spec. Assessment-General	0	0	0	0	0	0
895-000-000-672.202 Spec. Assessment-Major St.	130,216	214,107	202,464	158,951	404,522	
895-000-000-672.203 Spec. Assessment-Local St.	0	92,119	84,741	137,125	195,666	
895-000-000-672.586 Spec. Assessment-Parking	36,650	0	36,944	48,222	49,059	
Total Revenues	278,701	254,958	324,149	344,298	649,247	0

Expenditure Detail

Fund 895 Special Assessment Fund
Dept 895 Special Assessments

Account Description	2009/10 Actual	2010/11 Actual	2011/12 Budget	2011/12 Projected	2012/13 Proposed	2012/13 Adopted
Contractual And Other:						
895-895-000-999.101 Cont.-General Fund	0	0	0	0	0	
895-895-000-999.202 Cont.-Major Street Fund	130,216	214,107	202,464	158,951	404,522	
895-895-000-999.203 Cont.-Local Street Fund	0	92,119	84,741	137,125	195,666	
895-895-000-999.586 Cont.-Parking Assessment Fd.	36,650	0	36,944	48,222	49,059	
	166,866	306,226	324,149	344,298	649,247	0
Total Expenditures	166,866	306,226	324,149	344,298	649,247	0

**City of Jackson Police Department
216 East Washington Avenue
Jackson, Michigan 49201
(517) 788-4127**



MEMORANDUM

DATE: May 3, 2012
TO: Laurence Shaffer, City Manager
FROM: Matthew R. Heins, Chief of Police
SUBJECT: April Manager's Report

Chief Matthew Heins

- Attended:
 - Fire Fighter Negotiation Prep Meeting
 - Radio System Meeting
 - Meeting with City Attorney and Plunkett Cooney regarding lawsuit against City
 - SMART Meeting
 - CrimeStoppers Meetings (2)
 - Bonneau Scholarship Pancake Breakfast
 - AWARE Breakfast
 - Area Chiefs Meeting
 - Annual Goal Review with Commanders
 - Conference Call with Personnel on POLC-NS Negotiations
 - Meeting with ATF Special Agent in Charge
 - State Community Corrections Board Meeting
 - Tour of Police Department for Derek Dobies and Kim Jaquish
 - Meeting to review in-car video with City Manager
 - Interviews for St. Joseph Department of Public Safety Deputy Director
 - POLC-NS Grievance Meeting
 - Meeting with JNET Lieutenant
 - Meeting with Frank Weathers
 - POLC-NS Negotiation Prep Meeting
- Time Away from Office:
 - 8 hours of holiday
 - 4 hours of vacation
 - 24 hours of sick time
 - 16 hours of training – ICS 300

Deputy Chief John Holda

- Attended:
 - Department Head Meetings (2)
 - City Council Meetings (2)
 - Act 345 Board Meeting
 - MAPE Negotiations (2)
 - Training Consortium Meeting
 - POLC-NS Negotiations (2)
 - Annual Goal Review with Commanders
 - Records Productivity Meeting
 - Meeting with ATF Special Agent in Charge
 - Salvation Army Advisory Board Meeting
 - Criminal Justice/Corrections Advisory Board Meeting
- IT:
 - DEG – MICR Reporting
 - Radio System Repairs (2)
 - Radio System Meetings (3)
 - Network/Switch Configurations
 - CrimeMapping – Data Transfer
 - Upgrade L3 In-Car Camera Server
- Time Away from Office:
 - 8 hours holiday

Lt. Christopher Simpson

- Attended:
 - Substance Abuse Coalition Meeting
 - Meeting with Auctioneers
 - Walkthrough and Prep Meetings for Training at JCC (2)
 - LEPC Meetings (2)
 - Annual Goal Review with Commanders
 - Meeting with Great Northern Sentry
 - Crime Victims Tribute
 - Physical Agility Meeting
 - Drug Take Back Day
- Projects
 - Bureau of Justice Liaison for Hosting Training at JCC
 - Honor Guard Preparation for Police Memorial
 - Employee Discipline Review
 - Review Possible Training for Officers
- Time Away from Office:
 - 8 hours holiday
 - 24 hours vacation
 - 16 hours training – ICS 300

Lt. Elmer Hitt

- Attended:
 - Bonneau Pancake Breakfast
 - Hot Air Jubilee Meeting
 - SRT Activation
 - SRT Candidate Testing
 - John George Home Board Meeting
- Other Update Information:
 - SRT selection process is continuing.
 - Applying for Byrne JAG grant monies to purchase duty handguns to replace old weapons.
 - Consumers Energy will hold their Annual Stakeholders Meeting in May; they have again requested our assistance. All costs incurred will be paid by Consumers Energy.
 - Met with City Attorney, Zoning, and Fire Departments to discuss issues with Boogie Down, a business on E. Prospect St.
- Time Away from Office:
 - 8 hours of holiday
 - 32 hours of vacation
 - 8 hours of training – SRT